



**REGULAR JOINT MEETING OF THE HESPERIA RECREATION
AND PARK DISTRICT FOUNDATION COMMITTEE AND
HESPERIA AREA RECREATION DISTRICT FOUNDATION
BOARD MEMBERS AGENDA**

James Blocker *Chair*
Gary “Griz” Drylie *Vice Chair*
Carol Hill *Board Member*
Rebecca Daugherty *Board Member*
Amanda Gingerich *Board Member*

Kyle Woolley *General Manager*

**HESPERIA RECREATION AND PARK DISTRICT
Thursday, April 27, 2023 – 6:00 p.m.
Lime Street Park Community Center, 16292 Lime Street, Hesperia, CA 92345**

CALL TO ORDER

ROLL CALL

- a. Committee
- b. Foundation

FLAG SALUTE

MESSAGE TO THE PUBLIC/PUBLIC COMMENT

Welcome to this Joint Meeting of the Hesperia Recreation and Park District Foundation Committee and the Hesperia Area Recreation District Foundation Board Members. The Committee/Foundation encourages public participation. If you desire to address the Committee/Foundation on any Committee/Foundation related matter or item on the Agenda, you are asked to please fill out one of the speaker forms in the back of the meeting room and turn it in to the presiding officer. When called upon, state your name (if you wish) before addressing the Committee/Foundation. Please limit your comments to five minutes per speaker.

Please note that if you address the Committee/Foundation on items NOT on the Agenda, the Brown Act does not allow discussion of such items. Therefore, the Committee/Foundation may only do the following: refer the matter to staff, ask for additional information, request a report back, or give a very limited factual response.

COMMUNICATIONS

DISCUSSION/ACTION ITEMS

- a. Approval of March 23, 2023, Meeting Minutes
- b. Foundation Budget Update
- c. Event Ad Hoc Committee Update

- d. Preservation Committee Update

DISTRICT FOUNDATION COMMITTEE

- a. District Board Report
- b. Comments

STAFF REPORTS

- a. Programs/Events/Activities Handouts
- b. Comments

FOUNDATION CHAIR'S COMMENTS

FOUNDATION BOARD MEMBERS' COMMENTS

ADJOURNMENT

It is the intent of the Hesperia Recreation and Park District to comply with the Americans with Disabilities Act (ADA) in all respects. If, as an attendee or a participant at this meeting, you will need special assistance beyond what is normally provided, the Hesperia Recreation and Park District will attempt to accommodate you in every reasonable manner. Please contact the District Office at (760) 244-5488, at least 48 hours prior to the meeting, to inform us of your particular needs and determine if accommodation is feasible. Please advise us at that time if you will need accommodations to attend or participate in meetings on a regular basis.
Meeting documents can be reviewed by the public at the District Office, 16292 Lime Street, Hesperia, CA, Monday through Friday, 8:30 a.m. to 5:00 p.m.

**REGULAR JOINT MEETING OF THE
HESPERIA RECREATION AND PARK DISTRICT
AND THE
HESPERIA AREA RECREATION DISTRICT FOUNDATION BOARD MEMBERS
Thursday, March 23, 2023 - 6:00 p.m.
Lime Street Park Community Center
16292 Lime Street, Hesperia, CA 92345**

MINUTES

CALL TO ORDER

Meeting was called to order at 6:00 p.m. by Chair Member Blocker.

ROLL CALL

Committee: Roberts, Gonzalez
Foundation: Blocker, Hill, Drylie
Gingerich, Daugherty (both absent)
District Staff: Woolley, Garcia, Chavez
Other: None

FLAG SALUTE

Vice Chair Member Drylie led the flag salute.

MESSAGE TO THE PUBLIC/PUBLIC COMMENT

None.

COMMUNICATIONS

None.

DISCUSSION/ACTION ITEMS

a. Approval of February 23, 2023, Meeting Minutes

1. Motion made by Member Hill to approve the minutes, seconded by Vice Chair Member Drylie. The motion passed by the following vote:

AYES: Hill, Drylie, Blocker
NOES: None
ABSENT: Gingerich, Daugherty
ABSTAIN: None

b. Foundation Budget Update

1. Mr. Woolley gave an overview of the HARD Foundation Budget timeline.

c. Events Ad Hoc Committee Update

1. Chair Member Blocker reported on the Walk Through History event and Hesperia Days Rodeo planning.

d. Preservation Committee Update

1. Vice Chair Member Drylie reported on the following: Harrison Exhibit Center sign; extension of the fence; fundraising; geocache sites; possible program with schools regarding a seal on student's diplomas for participation in historical programs; collaboration with the City of Hesperia on pulling a piece of the 30" pipe; and photo opportunities at Hesperia Lake Park.

DISTRICT FOUNDATION COMMITTEE

a. District Board Report

1. Director Gonzalez reported on the adoption of the KYA Services CMAS and Malibu Splash Pad.
2. Vice President Roberts highlighted the Safety, Security, and Maintenance Committee meeting at the Rick Novack Community Center and its gym floor, and traffic camera placement on Hesperia Road.

b. Comments

1. None.

STAFF REPORTS

a. Programs/Events/Activities Handouts

1. Mr. Woolley highlighted the following: District Budget; Maple Park purchase and plans; and purchase of property adjacent to the Power Play Center.

b. Comments

1. Vice Chair Member Drylie inquired about the parking lot plans at Maple Park and Power Play Center.
2. Member Hill inquired about the slowing of traffic around Lime Street Park.


FOUNDATION CHAIR'S COMMENTS

- a. The Board discussed determined scholarship ceremony presentations for the Rick Novack High School Scholarship.
- b. Chair Member Blocker encouraged the Board to continue working hard on fundraisers.


FOUNDATION MEMBERS' COMMENTS

- a. Vice Chair Member Blocker inquired about the grant writer and potential grants.
- b. Member Hill confirmed that the recent emails from the Human Resource contractor are to be disregarded.
- c. Vice Chair Member Drylie commented that he likes the current hand-in-hand image on the HARD Foundation logo. If the logo is updated with the new District logo, that he'd like to keep that aspect. He is speaking at the Chamber of Commerce Friday Morning Coffee on April 28th on the history of the District and Foundation.

ADJOURNMENT - Meeting was adjourned at 7:05 p.m.



April 2023



Sun

Mon

Tue

Wed




Thu

Fri




Sat

						<p>1</p> <p>11:00 am ROD Eggstra Special Trunk Hunt <i>Hesperia Civic Plaza Park</i></p>
2	<p>3</p> <p>5:30 pm Event Ad Hoc Committee Meeting</p>	<p>4</p> <p>5:15 pm Personnel Committee Meeting</p>	<p>5</p> <p>3:00 pm Development Comm. Meeting</p> <p>5:15 pm Finance Committee Meeting</p>	<p>6</p> <p>6:00 pm Board Workshop</p>	7	<p>8</p> <p>10:00 am Easter Egg Hunt <i>Hesperia Community Park</i></p>
<p>9</p> <p>Easter</p> 	10	11	<p>12</p> <p>6:00 pm District Board Meeting</p>	13	14	15
16	<p>17</p> <p>6:00 pm ASBCSD</p>	18	<p>19</p> <p>2:00 pm AGZA CA Core Program <i>Civic Plaza Park</i></p> <p>5:15 pm Finance Committee</p>	<p>20</p> <p>3:30 pm Safety, Security, & Maintenance Meeting</p>	<p>21</p> <p>3:30 pm Historical Preservation Committee Meeting</p>	22
23/30	24	25	26	<p>27</p> <p>6:00 pm Foundation Meeting</p>	<p>28</p> 	<p>29</p> <p>8:00 am ROD Dash for Disabilities 5K</p> <p>12:00 pm Red Nose Day Car, Show <i>Hesperia Civic Plaza Park</i></p>

May 2023

Sun	Mon	Tue	Wed	Thu	Fri	Sat
 <p>HESPERIA Recreation & Park District ... Serving the Community Since 1957</p>	1 5:30 pm Event Ad Hoc Meeting	2	3 5:15 pm Finance Committee Meeting	4	5	6
7	8 6:00 pm ASBCSD	9	10 5:15 pm Board Workshop 6:00 pm District Board	11	12	13
14 Mother's Day 	15	16 CSDA Legislative Days Sacramento	17 Legislative Days Sacramento CARPD Conference Yosemite 3:30 pm Tri-Agency Committee Meeting	18 CARPD Conference Yosemite 3:30 pm Safety, Security, & Maintenance Meeting	19 CARPD Conference Yosemite	20 11:00 am High Desert Inter-Tribal Spring Celebration Hesperia Civic Plaza Park
21	22	23	24	25 6:00 pm Foundation Meeting	26 3:30 pm Historical Preservation Committee Meeting	27
28	29 Memorial Day District Offices Closed	30	31		 <p>HESPERIA Area Recreation District Foundation</p>	

June 2023

Sun	Mon	Tue	Wed	Thu	Fri	Sat
 <p>HESPERIA Recreation & Park District ... Serving the Community Since 1957</p>				1	2	3
4	5 5:30 pm Event Ad Hoc	6	7	8	9	10
11	12	13	14 6:00 pm District Board Meeting	15 3:30 pm Safety, Security, & Maintenance Meeting	16 3:30 pm Historical Preservation Committee Meeting	17
18 Father's Day 	19 6:00 pm ASBCSD	20	21	22 6:00 pm Foundation Meeting	23	24
25	26	27	28	29	30	 <p>HESPERIA Area Recreation District Foundation</p>

**HESPERIA RECREATION AND PARK DISTRICT
INTER-OFFICE MEMO**

DATE: March 7, 2023

PHONE: (760) 244-5488

FROM: JJ JUDY TRENHOLM, STAFF ASSISTANT
Hesperia Recreation and Park District

TO: KYLE WOOLLEY, GENERAL MANAGER
Hesperia Recreation and Park District

SUBJECT: RECREATION UPDATE FOR FEBRUARY 2023

ASAP - AFTER SCHOOL ACTIVITIES PROGRAM

- o 279 Registered Participants (+1 from last month, -15 from previous year)

School Site	Open 2022/2023 Number of sites	Average Weekly Paid per School for February 2023	2022/2023 Interest/Wait List
Carmel	0	-	13
Cottonwood	1	20	26
Cypress	2	40	21
Eucalyptus	0	-	1
Hollyvale	1	19	3
Joshua Circle	0	-	9
Juniper	0	-	5
Kingston	1	20	6
Krystal	1	20	31
Lime Street	0	-	4
Maple	0	-	3
Mesa Grande	0	-	5
Mesquite Tails	3	60	32
Mission Crest	3	58	4
Topaz	2	42	18
Total	14	279	181

- o Total Monthly Participation: 5,022

**HESPERIA RECREATION AND PARK DISTRICT
INTER-OFFICE MEMO**

DATE: March 15, 2023

PHONE: (760) 244-5488

FROM: ~~SA~~ SARAH HAUSER, RECREATION MANAGER
Hesperia Recreation and Park District

TO: KYLE WOOLLEY, GENERAL MANAGER
Hesperia Recreation and Park District

SUBJECT: HESPERIA LAKE REPORT FOR FEBRUARY 2023

HESPERIA LAKE

- Anglers - Total: 1,590 (-47 from previous month, -288 from last year)
 - Day: 1,248 (-94 from previous month, -134 from last year)
 - Child: 145 (-2 from previous month, -50 from last year)
 - Senior: 63 (-47 from previous month, -73 from last year)
 - Military discount: 109 (-27 from previous month, -35 from last year)
 - Passes redeemed: 25 (-10 from previous month, +25 from last year)
 - Punch cards sold: 2 (-2 from previous month, -12 from last year)
- Fish caught - Total: 623 (+13 from previous month, -114 from last year)
 - Catfish: 22 (-12 from previous month, +21 from last year)
 - Trout: 601 (+25 from previous month, -135 from last year)
 - Tilapia: 0 (same as last month, Tilapia was not stocked last year)
*First Trout Stock of the season was November 10, 2022
- Group picnic rentals: 1 (+1 from previous month, same as last year)
- Picnic participants: 50 (+50 from previous month, +50 from last year)
- Campsites rented: 102 (+34 from previous month, +43 from last year)
- Campers: 129 (+26 from previous month, -25 from last year)
- Equestrian campsites rented: 0 (same as last month, same as last year)
- Equestrian campers: 0 (same as last month, same as last year)
- Group campsites: 0 (same as last month, same as last year)
- Group campers: 0 (same as last month, same as last year)
- Store transactions: 7,058 (+728 from previous month, -1,701 from last year)

HESPERIA WRANGLERS

- No activities held

SH/ar

**HESPERIA RECREATION AND PARK DISTRICT
INTER-OFFICE MEMO**

DATE: March 15, 2023 **PHONE:** (760) 244-5488

FROM: SARAH HAUSER, RECREATION MANAGER
Hesperia Recreation and Park District

TO: KYLE WOOLLEY, GENERAL MANAGER
Hesperia Recreation and Park District

SUBJECT: RECREATION UPDATE FOR FEBRUARY 2023

Listed below is a brief overview of recreation-related items.

YOUTH SPORTS

Youth Basketball

- For ages 5-17
- Registered Participants: 452 (+57 from 2022 season)
- Teams participate in one practice and one game per week
- Practices and games are held at the Power Play Center, Epicentre, and Rick Novack Community Center
- Season runs January through March

ADULT SPORTS

Pickleball

- Tuesday & Thursday evenings, 6:00 - 9:00 p.m.: 180 participants (-51 from previous month)

Adult Softball – Not in season. Will return in the Spring (end of March)

PROGRAMS

Epicentre

- Teen Center participants: 238 (-238 from previous month)

Power Play Center

- Open Skate participants: 593 (-334 from previous month)
- Power Play skate parties: 17 (-2 from previous month)
- Party Rental participants: 659 (-53 from previous month)

Rick Novack Community Center

- Open gym adult & youth volleyball participants: 76 (-43 from previous month)
- Open gym youth basketball participants: 27 (+11 from previous month)

- Open gym adult basketball participants: 14 (-106 from previous month)

FIELD RENTALS

Hesperia Community Park

- HD Drillers AG rented one field two times for baseball practice: 18 participants
- HD Drillers AY rented one field four times for baseball practice: 60 participants
- Pony League rented one field six times for baseball practice: 60 participants

Live Oak Park

- Rancho Challenge FC rented one field three times for soccer practice: 150 participants

Hesperia Lake Park Soccer Field

- Elite Soccer rented one field three times for adult soccer games: 360 participants

HARRISON EXHIBIT CENTER

- Visitors: 24 (+19 from previous month)
- Facebook
 - Members: 158 (new this month)
 - Posts: 1 (-7 from previous month)
 - Comments: 18 (-61 from previous month)
 - Reactions: 135 (-564 from previous month)
- Geocache visits: 17 (+11 from previous month)

ROCK'N OUR DISABILITIES

- Food Pantry/Distribution handed out to the community: 727 participants (-76 from the previous month)
- Karate: 41 participants (+9 from previous month)
- Dance Class: 22 (class not held last month)
- Basketball: 160 (+40 from previous month)
- Motion & Fitness: 8 (new this month)
- Yoga/Tai Energy & Motion: 25 participants (new this month)
- Saturday Camp: 43 participants (-81 from previous month)
- Soaring Eagles Club: 60 participants (-44 from previous month)
- Parent Support Group: 4 participants (-6 from previous month)
- Prepping for Employment: 4 participants (same as previous month; 8 week course)

Special Events

- Night to Shine Prom: 115 participants

VOLUNTEER HOURS

- February: 366.5 hours
- Year to date: 740.5 hours

HD BMX

- No numbers to report

USER GROUPS

Youth Sports Partners

- AYSO Soccer, Fall Season: Out of Season
- National Little League, Fall Season: Out of Season
- American Little League, Fall Season: Out of Season
- HYFL/Hesperia Trojans: Out of Season

Percy Bakker Center

- Barstow Nutrition: 793 participants (+39 from previous month)
- Pinochle: 16 participants (-1 from previous month)
- Pool: 231 participants (-9 from previous month)
- Desert Winds Quilters: 54 participants (+3 from previous month)
- Garden: 68 participants (+48 from previous month)
- Quilters Piece Corp: 110 participants (+21 from previous month)
- Seniors with Inquiring Minds: 168 participants (+20 from previous month)
- Greater High Desert Chamber of Commerce: 125 participants (-6 from previous month)

Meetings with User Groups, Co-sponsorship Groups, or Exclusive Groups

- None

CONTRACT CLASSES

- 28 active monthly contract classes serving 457 participants (+8 from previous month)

SPECIAL EVENTS

- No events held

SPECIAL NOTES

- Nothing to report

/sh

**HESPERIA RECREATION AND PARK DISTRICT
INTER-OFFICE MEMO**

DATE: March 7, 2023

PHONE: (760) 244-5488

FROM: *JT* JUDY TRENHOLM, STAFF ASSISTANT
Hesperia Recreation and Park District

TO: KYLE WOOLLEY, GENERAL MANAGER
Hesperia Recreation and Park District

SUBJECT: FACILITY RENTAL UPDATE FOR FEBRUARY 2023

Percy Bakker Community Center: 4 rentals (-6 previous month, -2 from last year)
Total Participation: 580

Lime Street Community Center: 5 rentals (+1 from previous month, same as last year)
Total Participation: 530

Rick Novack Community Center: 3 rentals (-1 from previous month, same as last year)
Total Participation: 250

John Swisher Community Center: 4 rentals (same as previous month, same as last year)
Total Participation: 220

Active Participant Numbers - FY 2022-2023										
	July 2022	August 2022	Sept 2022	Oct 2022	Nov 2022	Dec 2022	Jan 2023	Feb 2023	YTD Average	YTD Totals
Aquatics										
Open Swim, Patrons	2,174	671	-	-	-	-	-	-	1,423	2,845
Swimming Lessons	308	33	-	-	-	-	-	-	171	341
Pool Party Rental Participants	210	205	-	-	-	-	-	-	208	415
Desert Aquatics	70	70	-	-	-	-	-	-	70	140
Programs										
ASAP	-	232	240	238	240	236	278	279	249	1,743
Kids Kamp	197	197	-	60	-	122	-	-	144	576
Hesperia BMX										
Number of Participants	-	264	215	172	-	-	-	-	217	651
Full Memberships Purchased	-	13	23	12	-	-	-	-	16	48
One Day Free-Trial Membership	-	23	4	9	-	-	-	-	12	36
Hesperia Civic Plaza Park										
QR Fit Trail	6	-	-	-	-	-	-	-	6	6
Epicentre										
A2R Basketball Performance (5-6)	8	8	8	16	9	9	16	32	13	106
A2R Basketball Performance (7-9)	36	32	32	24	24	30	40	44	33	262
A2R Basketball Performance (10-12)	68	36	44	48	56	45	72	60	54	429
A2R Basketball Performance (13-17)	24	8	24	28	12	21	24	16	20	157
Open Center	305	323	262	202	256	379	476	238	305	2,441
Hip-Hop	68	64	104	72	85	76	60	76	76	605
Parent & Me Ballet	84	76	80	80	100	80	60	68	79	628
Hesperia Art Center	-	80	-	-	-	-	-	-	80	80
Harrison Exhibit Hall										
Visitors	7	6	8	8	1	4	4	24	8	62
Geocache Visitors	-	-	-	-	-	-	6	17	12	23

Not in session/season indicated by -

Does not include "Passive" participants such as spectators, patrons enjoying the parks, etc.

Active Participant Numbers - FY 2022-2023										
	July 2022	August 2022	Sept 2022	Oct 2022	Nov 2022	Dec 2022	Jan 2023	Feb 2023	YTD Average	YTD Totals
Hesperia Lake Park										
Fishing	2,406	1,532	1,759	1,242	2,081	2,362	1,637	1,590	1,826	14,609
Picnic Participants	1,325	900	900	600	100	100	0	50	497	3,975
Number of Campers	610	263	534	256	243	102	103	129	280	2,240
Group Campers	66	23	41	16	44	48	0	0	30	238
EQ Campers	7	8	0	2	0	0	0	0	2	17
Percy Bakker Community Center										
Senior Nutrition	607	791	808	846	754	754	754	793	763	6,107
Pinochle	15	15	16	17	20	20	17	16	17	136
Fitness and Fun Monthly	64	90	99	72	80	72	108	80	83	665
Fitness and Fun (Walk-in)	72	53	57	75	68	58	116	82	73	581
Pool	226	270	259	259	223	223	240	231	241	1,931
Garden Club	33	26	41	30	29	29	20	68	35	276
Quilters	126	160	138	141	259	323	140	164	181	1,451
Line Dancing	3	65	28	40	24	24	45	32	33	261
S.W.I.M./Senior With Inquiring Minds	160	166	201	146	116	116	148	168	153	1,221
Power Play Center										
Pickleball	90	155	196	122	118	192	231	180	161	1,284
Admission	698	413	568	288	471	570	927	593	566	4,528
Power Play Rental Attendance	155	51	367	164	489	545	712	659	393	3,142
Ukulele Lessons	16	12	16	8	0	-	7	4	9	63
Roller Skating Lessons, Beginning	60	28	40	8	24	16	36	56	34	268
Roller Skating Lessons, Intermediate	4	8	8	8	8	12	20	-	10	68
Lime Street Park Community Center										
Basic Dog Obedience	12	-	-	-	-	-	-	-	12	12
Child Self-Defense	84	144	105	21	64	-	32	64	73	514
Self-Defense	21	8	8	16	7	-	8	-	11	68

Not in session/season indicated by -

Does not include "Passive" participants such as spectators, patrons enjoying the parks, etc.

Active Participant Numbers - FY 2022-2023										
	July 2022	August 2022	Sept 2022	Oct 2022	Nov 2022	Dec 2022	Jan 2023	Feb 2023	YTD Average	YTD Totals
Rick Novack Community Center										
Teen/Adult Hip-Hop	15	25	12	-	20	12	0	0	12	84
A/Y Open Gym (VB)	132	114	128	107	109	76	119	76	108	861
Adult Open Gym (B)	15	26	18	9	20	9	120	14	29	231
Tap/Ballet	21	28	36	52	64	64	65	68	50	398
Belly Dance, Beginning	12	16	16	16	4	-	8	32	15	104
Belly Dance, Intermediate	-	8	20	12	4	-	8	12	11	64
Emerge Elite Basketball	17	-	-	-	-	-	-	-	17	17
Girls Volleyball	-	-	-	-	140	-	-	-	140	140
Jazz/Ballet	33	60	42	68	72	80	60	88	63	503
Karate, Beginning/Intermediate	153	176	176	160	191	196	192	204	181	1,448
Karate, Mini Tigers	116	158	84	80	144	128	96	112	115	918
Let's Dance!	32	44	48	40	-	-	36	28	38	228
Let's Dance! Private Lesson	0	0	1	-	-	-	0	0	0	1
Private Dance Lessons	-	-	-	-	-	-	0	8	4	8
Volleyball Training (1 day)	160	111	136	72	140	-	136	160	131	915
Volleyball Training (2 days)	152	171	160	160	180	-	160	160	163	1,143
Youth Open Gym (B)	20	9	23	11	34	27	16	27	21	167
Therapeutic Programs (ROD)										
Community Relief Supplies	1,305	1,207	1,095	1,183	914	707	803	727	993	7,941
Fun in the Sun at Lime Street Pool	292	-	-	-	-	-	-	-	292	292
Saturday Camp	80	100	112	88	75	87	124	43	89	709
Special Events	188	308	-	1,602	228	874	-	115	553	3,315
Sports	215	60	351	531	185	61	191	256	231	1,850
Hesperia Community Park										
Adult Softball Teams (Coed)	-	-	72	144	192	192	-	-	150	600
Adult Softball Teams (Mens)	-	-	96	240	288	288	-	-	228	912

Not in session/season indicated by -

Does not include "Passive" participants such as spectators, patrons enjoying the parks, etc.

Active Participant Numbers - FY 2022-2023										
	July 2022	August 2022	Sept 2022	Oct 2022	Nov 2022	Dec 2022	Jan 2023	Feb 2023	YTD Average	YTD Totals
Timberlane Park										
Best Friends	-	140	152	136	180	144	140	160	150	1,052
Itty Bits	-	91	136	136	90	99	126	128	115	806
Kinder Kids M/W	-	84	105	176	180	160	147	192	149	1,044
Tiny Tots M/W	-	104	126	128	128	96	126	136	121	844
Tiny Tots T/Th	-	77	80	96	99	64	77	64	80	557
Facility Rental Guests										
Percy Bakker Community Center	1,510	1,230	550	1,010	850	1,510	1,170	580	1,051	8,410
Lime Street Park Community Center	445	4	270	730	600	470	420	530	434	3,469
Rick Novack Community Center	90	0	90	190	325	170	260	250	172	1,375
John Swisher Community Center	440	420	120	600	260	120	310	220	311	2,490
Field Rentals	258	582	618	662	362	348	634	648	514	4,112
Field/Facility User Participants										
HYFL/Hesperia Trojans	-	-	550	149	149	-	-	-	283	848
National Little League	397	397	255	255	255	-	-	-	312	1,559
American Little League	390	390	321	321	321	-	-	-	349	1,743
AYSO Soccer	617	617	759	759	759	-	-	-	702	3,511
Hesperia Wranglers	75	75	75	75	75	75	75	75	75	600

Not in session/season indicated by -

Does not include "Passive" participants such as spectators, patrons enjoying the parks, etc.

Active Participant Numbers - FY 2022-2023										
	July 2022	August 2022	Sept 2022	Oct 2022	Nov 2022	Dec 2022	Jan 2023	Feb 2023	YTD Average	YTD Totals
Special Events										
Movies in the Park	1,700	-	-	-	-	-	-	-	1,700	1,700
Bobcat's Summer Concert Series	-	1,800	-	-	-	-	-	-	1,800	1,800
Hesperia Days	-	-	20,000	-	-	-	-	-	20,000	20,000
Hesperia Days 5k	-	-	800	-	-	-	-	-	800	800
Hesperia Days Rodeo	-	-	3,000	-	-	-	-	-	3,000	3,000
Hot Rod Halloween	-	-	-	6,000	-	-	-	-	6,000	6,000
Veterans Day Ceremony	-	-	-	-	300	-	-	-	300	300
Christmas Tree Lighting Ceremony	-	-	-	-	-	4,000	-	-	4,000	4,000
TOTAL ACTIVE PARTICIPANTS	19,305	14,354	37,866	15,344	13,642	12,625	11,956	10,926	17,870	148,118

Not in session/season indicated by -

Does not include "Passive" participants such as spectators, patrons enjoying the parks, etc.

**HESPERIA RECREATION AND PARK DISTRICT
INTER-OFFICE MEMO**

DATE: April 5, 2023

PHONE: (760) 604-2234

FROM: ^{MWJ} MICHAEL VARNER, ADMIN OPERATIONS MANAGER
Hesperia Recreation and Park District

TO: KYLE WOOLLEY, GENERAL MANAGER
Hesperia Recreation and Park District

SUBJECT: MAINTENANCE REPORT FOR MARCH 2023

Listed below is a brief overview of maintenance completed in the month of March 2023.

"C" Ave

- Weed abatement

Hesperia Civic Plaza Park

- Replaced three Falcon sprinklers
- Replaced four 6" Rainbird pop-up sprinklers

Corona Center (Power Play Center)

- All four heater thermostats replaced

Hercules Center

- Suite A, fire sprinkler system repaired
- Removal of weeds

Hesperia Community Park

- Two 12" sprinklers replaced
- Two 2" irrigation valves replaced (north fields)
- Solenoid for master valve replaced (south side)
- Calsense irrigation circuit board exchanged (south field)
- Graffiti removed southside building
- New metal trash can installed southside of building
- Bald areas overseeded (south side)
- One ¾" quick coupler valve replaced (south side fields)
- Irrigation walkthrough

Hesperia Lake Park

- Painted and made improvements to inside lake store
- Irrigation checks and repairs
- Re- installed knocked over pillar logs
- Cleaned fire pits and BBQs
- Cut up fallen tree in Memorial #1
- Cut up large fallen branches
- Graded parking lot and roads due to rain storm
- Patched side of waterfall
- Removed old lid to waterfall, built new lid and installed
- Weed spraying
- Pirate Fair clean up
- Painted fisherman restroom ceilings
- Staff training on irrigation and tractor
- Cleaned streams and ponds

Lime Street Park and Community Center

- Painted Kids Kamp house
- Set up for events
- Cut up trees in dog park that fell due to storms
- Removed fallen tree next to pool area and tennis courts
- Removed tree behind Kids Kamp house

Live Oak Park

- Replaced two Falcon sprinklers

Maple Park

- Three 6" sprinklers replaced

Malibu Park

- Graffiti removal inside restrooms
- Repainted inside of restroom

Percy Bakker

- Tree trimming
- Repairs made to drip system
- Set up for events

Park Center

- Weed removal

Palm Street Park/Rick Novack Community Center

- Replaced two pop-up sprinklers
- Set up for events
- Met with a contractor regarding roof and gym floor repairs

Timberlane Park

- Cut up fallen branches due to storms
- Irrigation repairs and checks
- Graded both parking lots due to rain storms
- Graffiti removed and repainted

Contracted Maintenance

- Focus more on LMD clean up
- Focus more on trimming and edging
- Focus more on trimming of trees, per contracted height

**HESPERIA RECREATION AND PARK DISTRICT
INTER-OFFICE MEMO**

DATE: MARCH 15, 2023 **PHONE:** (760)244-5488

FROM: SZ SERGIO ZEPEDA, PARK RANGER
Hesperia Recreation and Park District

TO: KYLE WOOLLEY, GENERAL MANAGER
Hesperia Recreation and Park District

SUBJECT: MONTHLY RANGER REPORT, FEBRUARY 2023

Activity	Reporting Month Quantity	Previous Month Quantity
Calls for Service	3	0
Community Contacts	200	43
<i>After Hours Contacts</i>	83	34
<i>Juvenile Contacts</i>	23	4
Assist Local Agency	5	1
Administrative Citation	1	3
Special Event(s)	0	0

Monthly Ranger Hours	130
Park Ranger Training Officer Hours	0
<i>Total Program Hours</i>	130

Additional Information:

02/11/2023, C Avenue/Spruce, 12:14 - Park Ranger assisted the Sheriff's Department with a two-vehicle traffic collision. Nothing further to report.

02/11/2023, Arrowhead Lake/Centennial St, 13:50 - Park Ranger assisted the Sheriff's Department with a two- vehicle traffic collision. Nothing further to report.

02/12/2023, Hesperia Community Park, 19:10 - Park Ranger observed a suspicious vehicle parked across the park. Vehicle was unoccupied and there was nothing further to report.

02/15/2023, Live Oak Park, 17:30 - Park Ranger was flagged down by a park patron that stated there was a loose pitbull roaming around the park. Ranger located the pitbull heading away from the park on a vacant lot. Nothing further to report.

02/17/2023, Hesperia Lake Park, 14:30 - Park Ranger was advised of an abandoned trailer left behind. Trailer was blocking a campsite and partially blocking the roadway so it was removed by a local towing agency. Nothing further to report.

02/17/2023, Arrowhead Lake/Danbury, 18:16 - Park Ranger assisted the Sheriff's Department with a two-vehicle traffic collision. Nothing further to report.

02/19/2023, Hesperia Lake Park, 21:55 - Park Ranger responded to a verbal altercation. Issue was resolved between both parties on arrival.

02/22/2023, Hesperia Lake Park, 16:52 - Park Rangers were advised of a camper who was refusing to leave. Rangers responded and made sure the individual left the campground. Nothing further to report.

02/25/2023, Lime Street Park, 14:44 - Park Ranger responded to Lime Street Park reference an assault that occurred. Ranger assisted with retrieving video footage.

02/25/2023, Lime Street Park, 14:47 - Park Ranger observed an off-highway vehicle in the parking lot area. Driver was issued a citation.

02/26/2023, 'I' avenue/Lemon Ave, 17:45 - Park Ranger was flagged down by an individual complaining of pain. Medical was advised and they assisted. Nothing further to report.

**HESPERIA RECREATION AND PARK DISTRICT
INTER-OFFICE MEMO**

DATE: March 15, 2023 **PHONE:** (760) 244-5488
FROM: ~~AMY~~ AUDREY WILLIS, ADMINISTRATIVE ASSISTANT
Hesperia Recreation and Park District
TO: KYLE WOOLLEY, GENERAL MANAGER
Hesperia Recreation and Park District
SUBJECT: DISTRICT MARKETING UPDATE FOR FEBRUARY 2023

Listed below is a brief overview of marketing-related items.

Website - The District's website was visited 19,634 times (-637 from previous month, +875 from last year) during the month with a total of 12,346 unique people (+92 from previous month). A total of 16,168 website visits were conducted on mobile devices or tablets (-512 from previous month), which equates to 82.4% (+0.4% from last month) of our website traffic being conducted on mobile devices.

We can also track which city our website visitors are coming from:

1. Los Angeles	3,299 visits	6. Apple Valley	432 visits
2. Hesperia	1,948 visits	7. San Jose	223 visits
3. Victorville	1,253 visits	8. San Juan	151 visits
4. Location Unknown*	794 visits	9. Phelan	126 visits
5. San Diego	725 visits	10. San Bernardino	116 visits

*Location data was not captured due to visitors using a browser that doesn't allow for analytics to determine its IP address.

The top five (5) webpages visited on the website were:

1. HUSD Student Calendar	6,021 pageviews (17%)
2. Homepage	5,870 pageviews (16.7%)
3. Hesperia Lake Park	3,683 pageviews (10.5%)
4. Youth & Adult Sports	2,115 pageviews (6%)
5. Power Play Center	1,480 pageviews (4.2%)

RecMail/Constant Contact - Staff continues to send out flyers/announcements via RecMail. Our number of RecMail registrants consists of 4,685 people (+4 from previous month).

News Releases - Staff continues to send out news releases to promote District programs and events. News Releases are available to view online at any time at <https://www.hesperiaparks.com/press-releases>.

Facebook – Staff continues to monitor the District’s Facebook account, posting flyers and information.

- @HesperiaParks, the District’s page, had 10,858 “followers” (+27 from previous month) from the top cities of Hesperia, Victorville, Apple Valley, Adelanto, and Oak Hills. 78% of our Facebook fans are female and 47% are in the 25-44 age range.
- @HesperiaLakePark, Hesperia Lake Park’s page, had 13,759 “followers” (+247 from previous month) from the top cities of Hesperia, Victorville, Apple Valley, Los Angeles, and San Bernardino. 53% are female and 27% are in the 25-44 age range.

Instagram – The following numbers were captured at the end of the month:

- @HesperiaParks Instagram page had a total of 2,560 followers (+71 from previous month) from the top cities of Hesperia, Victorville, Apple Valley, Oak Hills, and Adelanto. 69% of the followers were female and 74% were in the 25-44 age range.
- @TheRealHesperiaLakePark Instagram page had a total of 4,416 followers (+273 from previous month) from the top cities of Hesperia, Victorville, Apple Valley, Los Angeles, and San Bernardino. 71% of the followers were male and 70% were in the 25-44 age range.



HESPERIAPARKS.com