



**REGULAR JOINT MEETING OF THE HESPERIA RECREATION
AND PARK DISTRICT FOUNDATION COMMITTEE AND
HESPERIA AREA RECREATION DISTRICT FOUNDATION
BOARD MEMBERS AGENDA**

Gary “Griz” Drylie *Chair*
James Blocker *Vice Chair*
Carol Hill *Member*
Rebecca Daugherty *Member*
Amanda Gingerich *Member*

Kyle Woolley *General Manager*

**HESPERIA RECREATION AND PARK DISTRICT
Thursday, January 26, 2023 – 6:00 p.m.
Lime Street Park Community Center, 16292 Lime Street, Hesperia, CA 92345**

CALL TO ORDER

ROLL CALL

- a. Committee
- b. Foundation

FLAG SALUTE

MESSAGE TO THE PUBLIC/PUBLIC COMMENT

Welcome to this Joint Meeting of the Hesperia Recreation and Park District Foundation Committee and the Hesperia Area Recreation District Foundation Board of Directors. The Committee/Foundation encourages public participation. If you desire to address the Committee/Foundation on any Committee/Foundation related matter or item on the Agenda, you are asked to please fill out one of the speaker forms in the back of the meeting room and turn it in to the presiding officer. When called upon, state your name (if you wish) before addressing the Committee/Foundation. Please limit your comments to five minutes per speaker.

Please note that if you address the Committee/Foundation on items NOT on the Agenda, the Brown Act does not allow discussion of such items. Therefore, the Committee/Foundation may only do the following: refer the matter to staff, ask for additional information, request a report back, or give a very limited factual response.

COMMUNICATIONS

DISCUSSION/ACTION ITEMS

- a. Approval of November 17, 2022, Meeting Minutes
- b. Approve Change to Bank Account Signers
- c. Rick Novack High School Scholarship
- d. Event Ad Hoc Committee

- e. Preservation Committee Update

DISTRICT FOUNDATION COMMITTEE

- a. District Board Report
- b. Comments

STAFF REPORTS

- a. Programs/Events/Activities Handouts
- b. Comments

FOUNDATION CHAIR'S COMMENTS

FOUNDATION MEMBERS' COMMENTS

ADJOURNMENT

It is the intent of the Hesperia Recreation and Park District to comply with the Americans with Disabilities Act (ADA) in all respects. If, as an attendee or a participant at this meeting, you will need special assistance beyond what is normally provided, the Hesperia Recreation and Park District will attempt to accommodate you in every reasonable manner. Please contact the District Office at (760) 244-5488, at least 48 hours prior to the meeting, to inform us of your particular needs and determine if accommodation is feasible. Please advise us at that time if you will need accommodations to attend or participate in meetings on a regular basis.

Meeting documents can be reviewed by the public at the District Office, 16292 Lime Street, Hesperia, CA, Monday through Friday, 8:30 a.m. to 5:00 p.m.



**REGULAR JOINT MEETING OF THE HESPERIA RECREATION AND
PARK DISTRICT FOUNDATION COMMITTEE AND HESPERIA AREA
RECREATION DISTRICT
FOUNDATION BOARD AGENDA**

Gary “Griz” Drylie *Chair*
James Blocker *Vice Chair*
Carol Hill *Member*
Rebecca Daugherty *Member*
Amanda Gingerich *Member*

Kyle Woolley *General Manager*

EXPANDED AGENDA ITEMS

DATE: January 18, 2023 **PHONE:** (760) 244-5488

FROM: *KG* KARABETH GARCIA, EXECUTIVE DISTRICT CLERK
Hesperia Recreation and Park District

TO: HARD FOUNDATION BOARD OF DIRECTORS
Hesperia Area Recreation District Foundation

SUBJECT: EXPANDED AGENDA INFORMATION FOR REGULAR BOARD
MEETING 01/26/2023

DISCUSSION/ACTION ITEMS

b. Approve Change to Bank Account Signers

Background: Due to recent changes in staffing, the HARD Foundation bank accounts need to be revised to remove Amber Darling as signer and include Michael Varner and Karabeth Garcia as a signer on the following accounts.

HARD Foundation Accounts

Desert Community Bank	Checking Account	xxxxx6501
Desert Community Bank	Savings Account	xxxxx3311
Desert Community Bank	CD Account	xxxxx6526
Desert Community Bank	CD Account	xxxxx6546

Current Signers:

Kyle Woolley – Executive Director/General Manager
Amber Darling – Finance Manager
Gary Drylie – HARD Foundation Board Member
James Roberts – HRPD Board Member

Reflected Changes - authorized signers for the HARD Foundation accounts:

Kyle Woolley – Executive Director/General Manager

Gary Drylie – HARD Foundation Board Member

James Roberts – HRPD Board Member

Michael Varner – Administrative Operations Manager – Parks

Karabeth Garcia – Executive District Clerk

Recommendation: Approve change of signers on HARD Foundation bank accounts.

c. Rick Novack High School Scholarship

Background: As requested by the Board at the November 17, 2022, HARD Foundation meeting, this item was placed on the Agenda to discuss any changes to be made to potentially include in the FY 2023/2024 budget, eligibility, and how the scholarships will be distributed by school. Discussion included an increase in funding to be supplemented by fundraising efforts. Also, charter schools and homeschool students would be considered.

Recommendation: Finalize the amount desired in the budget, eligibility, and how the scholarships will be distributed by school.

d. Event Ad Hoc Committee

Background: The HARD Foundation Board appointed two members to the Rodeo Committee at the November meeting. The item was then taken to the District Board of Directors Regular Meeting, for the appointment of District Board members to the committee. The District Board opted to create an Event Ad Hoc Committee instead, which encompasses all District events, including the Rodeo. They requested at least one HARD Foundation Board Member be on that committee.

Discussion for this item can include an update on the Hesperia Days Rodeo, and any other event planning.

Recommendation: Choose who you would like to represent the HARD Foundation Board on the Event Ad Hoc Committee. Update the Board on current event planning efforts.

**REGULAR JOINT MEETING OF THE
HESPERIA RECREATION AND PARK DISTRICT
AND THE
HESPERIA AREA RECREATION DISTRICT FOUNDATION BOARD MEMBERS
Thursday, November 17, 2022 - 6:00 p.m.
Lime Street Park Community Center
16292 Lime Street, Hesperia, CA 92345**

MINUTES

CALL TO ORDER

Meeting was called to order at 6:01 p.m. by Chair Member Drylie.

FLAG SALUTE

Vice Chair Member Blocker led the flag salute.

ROLL CALL

- a. Committee: Roberts
- b. Foundation: Drylie, Blocker, Hill, Daugherty
- c. District Staff: Woolley, Garcia, Chavez
- d. Other: None

MESSAGE TO THE PUBLIC/PUBLIC COMMENT

None

COMMUNICATIONS

None

DISCUSSION/ACTION ITEMS

a. Approval of October 27, 2022, Meeting Minutes

1. Motion made by Member Hill to approve the minutes, seconded by Member Daugherty. The motion passed by the following vote:

AYES: Blocker, Hill, Daughtery, Drylie

NOES: None

ABSENT: Gingerich

ABSTAIN: None

b. Approval of 2023 Meeting Schedule

1. Motion made by Chair Member Drylie to accept the timeline with the caveat that we can put something into place if need be. Motion was not seconded.
2. Motion made by Vice Chair Member Blocker to approve the calendar adding December 14, 2023, seconded by Member Daugherty. The motion passed by the following vote:

AYES: Hill, Daughtery, Drylie, Blocker
NOES: None
ABSENT: Gingerich
ABSTAIN: None

c. Rick Novack High School Scholarship

1. Mr. Woolley reported that we are moving forward with the scholarship as planned. Any increases in funding can be worked into the next year's budget.
2. The Board requested to put the the scholarships on the Agenda at the beginning of next year, to discuss the increase in funding and opening the applicant pool to all schools in Hesperia, including charter schools and home school students.
3. Vice Chair Member Blocker expressed the need to increase fundraising if the Foundation would like to increase the scholarship funding.
4. The next Agenda is to include fundraising ideas to complete before the next budget season, as to support the increase in available scholarships.

d. Preservation Committee Update

1. Chair Member Drylie reported that the museum got a six camera system.
2. Photos will be taken at the Historical Preservation Committee meeting the following day including the committee and the General Manager. They will then be discussing upcoming projects for 2023.
3. Chair Member Drylie has made a video room with a green room where he can make videos to post online featuring Hesperia's history.
4. The Harrision Exhibit Center is always looking for donations. They are working toward a drone to enhance the historical videos with arials.

e. Ad-Hoc Fundraiser Committee Update

1. The committee was dissolved.

f. Rodeo Committee Update

1. Vice Chair Member Blocker requested to have a website for the HARD Foundation and the Hesperia Days Rodeo.
2. Staff explained the expenses involved and suggested options for the time being including making them both more prominate on the Home page of the District website. Marketing strategies will be presented in the coming meetings for the committee to discuss and give input.
3. The Hesperia Days Rodeo Budget and Task List are being built. Final numbers from the 2022 Hesperia Days Rodeo are being finalized.
4. Vice Chair Member Blocker expressed the need for quick decision making when it comes to the rodeo. Mr. Woolley explained the Task List preapproves most necessary decisions, and that the event needs to be approved through the District.

g. Equestrian Trails

1. The Board requested to look for more agreements west of Cedar Street and Maple Avenue.
2. Chair Member Drylie commented that the purpose of the item is to be sure that the trails are preserved throughout the Silverwood development. He suggested the granite stone pieces at Hesperia Lake Park could be used to create markers for the trails. He will get with Member Hill to map it.

DISTRICT FOUNDATION COMMITTEE

a. District Board Report

1. Director Roberts reported that they are working on updating the Mission Statement. It should be finalized by the next meeting.

b. Comments

1. None.

STAFF REPORTS

a. Programs/Events/Activities Handouts

1. Mr. Woolley highlighted the Veterans Day Ceremony, Kids Fishing Clinic, Christmas Tree Lighting Ceremony, Pancake Breakfast and Fishing Derby, the holiday closure.

b. Comments

1. Vice Chair Member Blocker inquired about the Hot Rod Halloween attendance.
2. Chair Member Drylie commented that the there were Kids Fishing Clinic passed out a the Hot Rod Halloween event, and that the park was full. We had a few less cars than last year, but still a great turnout.

FOUNDATION CHAIR'S COMMENTS



- a. Chair Member Drylie expressed the cameras at the museum are great. The Veterans Day Ceremony was beautiful, including the veteran that was honored and the letters that were read.

FOUNDATION MEMBERS' COMMENTS

- a. Vice Chair Member Blocker commented that staff did a great job on the Veterans Day Ceremony. The veteran that was honored was a true war hero.
- b. Member Daugherty – none .
- c. Member Hill wished everyone Happy Holidays, and commented that the Riverside “Ag Grass” development program may be worth looking into.
- d. Vice Chair Member Blocker highlighted Ranchero Middle School’s haunted house brought in funding. He requested that we look into where we could possibly hold one, and to bring it back to a future Agenda.




ADJOURNMENT - Meeting was adjourned at 7:55 p.m.

January 2023

Sun	Mon	Tue	Wed	Thu	Fri	Sat
1 New Year's Day	2 Winter Kids Kamp New Year's Day, Observed <i>Administrative District Office Closed</i>	3 Winter Kids Kamp	4 Winter Kids Kamp	5 Winter Kids Kamp 5:30 pm Event Ad Hoc Meeting	6 Winter Kids Kamp	7
8	9 5:15 pm Finance Meeting	10	11 6:00 pm District Board Meeting	12	13	14
15	16 Martin Luther King Jr. Day <i>District Offices Closed</i>	17	18 5:15 Personnel Committee Meeting	19 3:30 pm Safety, Security, & Maintenance Meeting	20 3:30 pm Historical Preservation Committee Meeting	21
22	23 6:00 pm ASBCSD Cara Mia Italian Restaurant <i>Rancho Cucamonga</i>	24	25	26 6:00 pm Foundation Meeting	27	28
29	30	31				





February 2023

Sun	Mon	Tue	Wed	Thu	Fri	Sat
			1	2	3	4
5	6	7	8 6:00 pm District Board Meeting	9	10	11
12	13	14 Valentine's Day 	15 3:30 pm Tri-Agency Committee Meeting	16 3:30 pm Safety, Security, & Maintenance Meeting	17 3:30 pm Historical Preservation Committee Meeting	18
19	20 President's Day District Offices Closed	21	22	23 6:00 pm Foundation Meeting	24	25
26	27 6:00 pm ASBCSD	28				



March 2023

Sun	Mon	Tue	Wed	Thu	Fri	Sat
			1	2	3	4
5	6	7	8 6:00 pm District Board Meeting	9	10	11
12	13	14	15	16 3:30 pm Safety, Security, & Maintenance Meeting	17 St. Patrick's Day 3:30 pm Historical Preservation Committee Meeting	18 10:00 am High Desert Pirate Faire <i>Hesperia Lake Park</i>
19 10:00 am High Desert Pirate Faire <i>Hesperia Lake Park</i>	20 6:00 pm ASBCSD	21	22	23 6:00 pm Foundation Meeting	24	25
26	27	28	29	30	31	

**HESPERIA RECREATION AND PARK DISTRICT
INTER-OFFICE MEMO**

DATE: November 18, 2022

PHONE: (760) 244-5488

FROM:  JUDY TRENHOLM, STAFF ASSISTANT
Hesperia Recreation and Park District

TO: KYLE WOOLLEY, GENERAL MANAGER
Hesperia Recreation and Park District

SUBJECT: RECREATION UPDATE FOR OCTOBER 2022

ASAP – AFTER SCHOOL ACTIVITIES PROGRAM

- 238 Registered Participants (-2 from last month, -49 from previous year)

School Site	Open 2022/2023 Number of sites	Average Weekly Paid per School for October 2022	2022/2023 Interest/Wait List
Carmel	0	-	7
Cottonwood	1	20	24
Cypress	2	40	15
Eucalyptus	0	-	1
Hollyvale	1	19	10
Joshua Circle	0	-	9
Juniper	0	-	1
Kingston	1	19	12
Krystal	1	20	21
Lime Street	0	-	4
Maple	0	-	2
Mesa Grande	0	-	5
Mesquite Tails	2	40	61
Mission Crest	2	40	51
Topaz	2	40	11
Total	12	238	234

- Total Monthly Participation: 3,570

KIDS KAMP

- 24 Registered participants (-6 from previous year)
- 60 Total monthly participation (-25 from previous year)

**HESPERIA RECREATION AND PARK DISTRICT
INTER-OFFICE MEMO**

DATE: November 15, 2022

PHONE: (760) 244-5488

FROM: *SA* SARAH HAUSER, SR. STAFF ASSISTANT - RECREATION
Hesperia Recreation and Park District

TO: KYLE WOOLLEY, GENERAL MANAGER
Hesperia Recreation and Park District

SUBJECT: HESPERIA LAKE REPORT FOR OCTOBER 2022

HESPERIA LAKE

- Anglers - Total: 1,242 (-517 from previous month, -57 from last year)
 - Day: 929 (-491 from previous month, -41 from last year)
 - Child: 157 (-10 from previous month, -6 from last year)
 - Senior: 76 (-15 from previous month, -15 from last year)
 - Military discount: 80 (-1 from previous month, -13 from last year)
 - Passes redeemed: 4 (same as previous month, +3 from last year)
 - Punch cards sold: 0 (same as previous month, -1 from last year)
- Fish caught - Total: 692 (same as previous month, +325 from last year)
 - Catfish: 525 (-308 from previous month, +158 from last year)
 - Trout: 0 (same as previous month, -4 from last year)
 - Tilapia: 157 (+21 from previous month, first time stocking tilapia was [month 2022])
- Group picnic rentals: 8 (-4 from previous month, -51 from last year)
- Picnic participants: 600 (-300 from previous month, -1,857 from last year)
- Campsites rented: 119 (-90 from previous month, -18 from last year)
- Campers: 256 (-278 from previous month, -229 from last year)
- Equestrian campsites rented: 3 (+3 from previous month, +3 from last year)
- Equestrian campers: 2 (+2 from previous month, +2 from last year)
- Group campsites: 1 (-2 from previous month, +1 from last year)
- Group campers: 16 (+25 from previous month, +16 from last year)
- Store transactions: 7902 (-5,808 from previous month, -166 from last year)


HESPERIA WRANGLERS

- 10/08/2022 – Gymkhana: 75 participants and spectators

**HESPERIA RECREATION AND PARK DISTRICT
INTER-OFFICE MEMO**

DATE: November 15, 2022

PHONE: (760) 244-5488

FROM:  SARAH HAUSER, SR. STAFF ASSISTANT - RECREATION
Hesperia Recreation and Park District

TO: KYLE WOOLLEY, GENERAL MANAGER
Hesperia Recreation and Park District

SUBJECT: RECREATION UPDATE FOR OCTOBER 2022

Listed below is a brief overview of recreation-related items.

YOUTH SPORTS

Youth Flag Football

- For ages 5-14
- Registered Participants: 164 (+21 from 2021 season)
- Teams participate in one practice and one game per week
- Practices and games are held at Hesperia Community Park
- Season runs September through November

Girls Youth Fall Volleyball

- For ages 9-17
- Registered Participants: 140 (+7 from 2021 season)
- Teams participate in one practice and one game per week
- Practices and games are held at Rick Novack Community Center Gym
- Season runs September through November

ADULT SPORTS

Pickleball

- Tuesday & Thursday evenings, 6:00 - 9:00 p.m.: 122 participants (-74 from previous month)
- *Pickleball was closed on Thursday, 11/27 for Thanksgiving

Fall Adult Softball – Season runs September 27th through the end of December (pending inclement weather)

- Men's League: 10 teams (same as 2021 Fall Season), 240 participants
- Coed League: 6 teams (-2 from 2021 Fall Season), 144 participants

PROGRAMS

Epicentre

- Teen Center participants: 202 (-60 from previous month)

Power Play Center

- Open Skate participants: 288 (-280 from previous month)
- Power Play skate parties: 5 (-6 from previous month)
- Party Rental participants: 164 (-203 from previous month)

Rick Novack Community Center

- Open gym adult & youth volleyball participants: 107 (-21 from previous month)
- Open gym youth basketball participants: 11 (-12 from previous month)
- Open gym adult basketball participants: 9 (-9 from previous month)

FIELD RENTALS

Hesperia Community Park

- E1 Prospects JF rented one field four times for softball practice: 45 participants
- E1 Prospects CM rented one field four times for softball practice: 60 participants
- HD Drillers AG rented one field three times for baseball practice: 27 participants
- HD Drillers AY rented one field four times for baseball practice: 60 participants

Live Oak Park

- Rancho Challenge FC rented one field nine times for soccer practice: 450 participants

Hesperia Lake Park Soccer Field

- Elite Soccer rented one field 1 time for adult soccer games: 20 participants

HARRISON EXHIBIT CENTER

- Visitors: 8 (same as previous month)

ROCK'N OUR DISABILITIES

- Food Pantry/Distribution handed out to the community: 1,183 participants (+88 from the previous month)
- Karate: 72 participants (+26 from previous month)
- Dance Class: 98 participants (-61 from previous month)
- Basketball: 361 participants (+93 from previous month)
- Saturday Camp: 88 participants (+24 from previous month)
- Soaring Eagles Club: 148 participants (+107 from previous month)
- Parent Support Group: 4 participants (+2 from previous month)

Special Events

- Spooky Spectacular Trunk or Treat: 1602 participants

VOLUNTEER HOURS

- October: 284.5 hours
- Year to date: 2,332 hours

HESPERIA BMX

August

- Races held: 9 (numbers for July not submitted)
- Riders: 264 (numbers for July not submitted)
- Motos: 87 (numbers for July not submitted)
- Full Memberships Purchased: 13 (numbers for July not submitted)
- One-Day Free Trials: 23 (numbers for July not submitted)

September

- Races held: 8 (-1 from previous month)
- Riders: 215 (-49 from previous month)
- Motos: 88 (+1 from previous month)
- Full Memberships Purchased: 23 (+10 from previous month)
- One-Day Free Trials: 4 (-19 from previous month)

October

- Races held: 8 (same as previous month)
- Riders: 172 (-43 from previous month)
- Motos: 70 (-18 from previous month)
- Full Memberships Purchased: 12 (-11 from previous month)
- One-Day Free Trials: 9 (+5 from previous month)

USER GROUPS

Youth Sports Partners

- AYSO Soccer, Fall Season: 759 participants (+60 from 2021 Season)
- National Little League, Fall Season: 255 participants (-50 from 2021 Fall Season)
- American Little League, Fall Season: 321 participants (+98 from 2021 Fall Season)
- HYFL/Hesperia Trojans: 149 participants (+9 from 2021 Season)

Percy Bakker Center

- Barstow Nutrition: 846 participants (+38 from previous month)
- Pinochle: 17 participants (+1 from previous month)
- Pool: 259 participants (same as previous month)
- Desert Winds Quilters: 48 participants (-3 from previous month)
- Garden: 30 participants (-11 from previous month)
- Quilters Piece Corp: 93 participants (+6 from previous month)
- Seniors with Inquiring Minds: 146 participants (-55 from previous month)

Meetings with User Groups, Co-sponsorship Groups, or Exclusive Groups

- No meetings were held

CONTRACT CLASSES

- 21 active monthly contract classes serving 373 participants (-23 from previous month)

SPECIAL EVENTS

Hot Rod Halloween/Love on a Leash – Hesperia Civic Plaza Park

- 10/29/2022 – 6,000 participants (+500 from 2021)
 - Car Show: 36 registered cars (-6 from 2021)
 - *This is the first year we combined these two events

/sh

**HESPERIA RECREATION AND PARK DISTRICT
INTER-OFFICE MEMO**

DATE: November 18, 2022

PHONE: (760) 244-5488

FROM: *JT* JUDY TRENHOLM, STAFF ASSISTANT
Hesperia Recreation and Park District

TO: KYLE WOOLLEY, GENERAL MANAGER
Hesperia Recreation and Park District

SUBJECT: FACILITY RENTAL UPDATE FOR OCTOBER 2022

Percy Bakker Community Center: 9 rentals (+5 from previous month, same as last year)
Total Participation: 1,010

Lime Street Community Center: 6 rentals (+4 from previous month, same as last year)
Total Participation: 730

Rick Novack Community Center: 3 rentals (+1 from previous month, -2 from last year)
Total Participation: 190

John Swisher Community Center: 6 rentals (+5 from previous month, +4 from last year)
Total Participation: 600

Active Participant Numbers - FY 2022-2023

	July 2022	August 2022	Sept 2022	Oct 2022	YTD Average	YTD Totals
Aquatics						
Open Swim, Patrons	2,174	671	-	-	1,423	2,845
Swimming Lessons	308	33	-	-	171	341
Pool Party Rental Participants	210	205	-	-	208	415
Desert Aquatics	70	70	-	-	70	140
Programs						
ASAP	-	232	240	238	237	710
Kids Kamp	197	197	-	60	151	454
Hesperia BMX						
Number of Participants	-	264	215	172	217	651
Full Memberships Purchased	-	13	23	12	16	48
One Day Free-Trial Membership	-	23	4	9	12	36
Hesperia Civic Plaza Park						
QR Fit Trail	6	-	-	-	6	6
Epicentre						
A2R Basketball Performance (5-6)	8	8	8	16	10	40
A2R Basketball Performance (7-9)	36	32	32	24	31	124
A2R Basketball Performance (10-12)	68	36	44	48	49	196
A2R Basketball Performance (13-17)	24	8	24	28	21	84
Open Center	305	323	262	202	273	1,092
Hip-Hop	68	64	104	72	77	308
Parent & Me Ballet	84	76	80	80	80	320
Hesperia Art Center	-	80	-	-	80	80
Harrison Exhibit Hall						
Visitors	7	6	8	8	7	29

Not in session/season indicated by -

Does not include "Passive" participants such as spectators, patrons enjoying the parks, etc.

Active Participant Numbers - FY 2022-2023

	July 2022	August 2022	Sept 2022	Oct 2022	YTD Average	YTD Totals
Hesperia Lake Park						
Fishing	2,406	1,532	1,759	1,242	1,735	6,939
Picnic Participants	1,325	900	900	600	931	3,725
Number of Campers	610	263	534	256	416	1,663
Group Campers	66	23	41	16	37	146
EQ Campers	7	8	0	2	4	17
Percy Bakker Community Center						
Senior Nutrition	607	791	808	846	763	3,052
Pinochle	15	15	16	17	16	63
Fitness and Fun Monthly	64	90	99	72	81	325
Fitness and Fun (Walk-in)	72	53	57	75	64	64
Pool	226	270	259	259	254	254
Garden Club	33	26	41	30	33	130
Quilters	126	160	138	141	141	565
Line Dancing	3	65	28	40	34	136
S.W.I.M./Senior With Inquiring Minds	160	166	201	146	168	673
Power Play Center						
Pickleball	90	155	196	122	141	563
Admission	698	413	568	288	492	1,967
Power Play Rental Attendance	155	51	367	164	184	737
Ukulele Lessons	16	12	16	8	13	52
Roller Skating Lessons, Beginning	60	28	40	8	34	136
Roller Skating Lessons, Intermediate	4	8	8	8	7	28
Lime Street Park Community Center						
Basic Dog Obedience	12	-	-	-	12	12
Child Self-Defense	84	144	105	21	89	354
Self-Defense	21	8	8	16	13	53

Not in session/season indicated by -

Does not include "Passive" participants such as spectators, patrons enjoying the parks, etc.

Active Participant Numbers - FY 2022-2023

	July 2022	August 2022	Sept 2022	Oct 2022	YTD Average	YTD Totals
Rick Novack Community Center						
Adult Hip-Hop	15	25	12	-	17	52
A/Y Open Gym (VB)	132	114	128	107	120	481
Adult Open Gym (B)	15	26	18	9	17	68
Ballet/Tap Dance	21	28	36	52	34	137
Belly Dance, Beginning	12	16	16	16	15	60
Belly Dance, Intermediate	-	8	20	12	13	40
Emerge Elite Basketball	17	-	-	-	17	17
Girls Volleyball	-	-	-	-	-	-
Jazz/Ballet	33	60	42	68	51	203
Karate, Beginning/Intermediate	153	176	176	160	166	665
Karate, Mini Tigers	116	158	84	80	110	438
Let's Dance!	32	44	48	40	41	164
Let's Dance! Private Lesson	0	0	1	-	0	1
Volleyball Training (1 day)	160	111	136	72	120	479
Volleyball Training (2 days)	152	171	160	160	161	643
Youth Open Gym (B)	20	9	23	11	16	63
Therapeutic Programs (ROD)						
Community Relief Supplies	1,305	1,207	1,095	1,183	1,198	4,790
Fun in the Sun at Lime Street Pool	292	-	-	-	292	292
Saturday Camp	80	100	112	88	95	380
Special Events	188	308	-	1,602	699	2,098
Sports	215	60	351	531	289	1,157
Hesperia Community Park						
Adult Softball Teams (Coed)	-	-	72	144	108	216
Adult Softball Teams (Mens)	-	-	96	240	168	336

Not in session/season indicated by -

Does not include "Passive" participants such as spectators, patrons enjoying the parks, etc.

Active Participant Numbers - FY 2022-2023

	July 2022	August 2022	Sept 2022	Oct 2022	YTD Average	YTD Totals
Timberlane Park						
Best Friends	-	140	152	136	143	428
Itty Bits	-	91	136	136	121	363
Kinder Kids M/W	-	84	105	176	122	365
Tiny Tots M/W	-	104	126	128	119	358
Tiny Tots T/Th	-	77	80	96	84	253
Facility Rental Guests						
Percy Bakker Community Center	1,510	1,230	550	1,010	1,075	4,300
Lime Street Park Community Center	445	4	270	730	362	1,449
Rick Novack Community Center	90	0	90	190	93	370
John Swisher Community Center	440	420	120	600	395	1,580
Field Rentals	258	582	618	662	530	2,120
Field/Facility User Participants						
HYFL/Hesperia Trojans	-	-	550	149	350	699
National Little League	397	397	255	255	326	1,304
American Little League	390	390	321	321	356	1,422
AYSO Soccer	617	617	759	759	688	2,752
Hesperia Wranglers	75	75	75	75	75	300
Special Events						
Movies in the Park	1,700	-	-	-	1,700	1,700
Bobcat's Summer Concert Series	-	1,800	-	-	1,800	1,800
Hesperia Days	-	-	20,000	-	20,000	20,000
Hesperia Days 5k	-	-	800	-	800	800
Hesperia Days Rodeo	-	-	3,000	-	3,000	3,000
Hot Rod Halloween	-	-	-	6,000	6,000	6,000
TOTAL ACTIVE PARTICIPANTS	19,305	14,354	37,866	15,344	23,842	93,716


Not in session/season indicated by -

Does not include "Passive" participants such as spectators, patrons enjoying the parks, etc.

**HESPERIA RECREATION AND PARK DISTRICT
INTER-OFFICE MEMO**

DATE: November 3, 2022

PHONE: (760) 604-2234

FROM:  MICHAEL VARNER, ADMIN OPERATIONS MANAGER
Hesperia Recreation and Park District

TO: KYLE WOOLEY, GENERAL MANAGER
Hesperia Recreation and Park District

SUBJECT: MAINTENANCE REPORT FOR OCTOBER 2022

Listed below is a brief overview of maintenance completed in the month of OCTOBER 2022.

Civic Center Plaza

- Replaced three falcon sprinklers

Corona Center (Power Play Center)

- Contractor, inspected roof for repairs of leaks
- Repair work in Rangers office area, ceiling and stair handrail

"C" St.

- Started to install Christmas lighting

Hercules Center

- Repair of three toilets leaking in Epi Center

Hesperia Community Park

- Two Falcon sprinkler heads replaced
- Replaced one electric irrigation valve solenoid
- Replaced three rainbird 3500 sprinkler heads
- Replaced two 12" sprinkler heads
- Replaced two Rainbird 500 series sprinkler heads
- Adjusted irrigation timer
- Repaired 3/4" irrigation lateral line
- Reclaimed water connected to irrigation system

Hesperia Lake Park

- Irrigation checks
- Adjusted irrigation timer
- Cleaned up maintenance yard
- Trimmed shrubs and hedges at Swisher
- Washed down outside walls and doors at Swisher
- Re-installed knocked over pillar logs
- Painted pillar logs in campground area
- Christmas lighting prep
- Cleaned outlet stream and cut out sucklings
- Cleaned out fire pits and BBQ's
- Re-set moved parking blocks
- Replaced swing seat

Lime Street Park and Community Center

- Adjusted irrigation timer
- Finished up on repair and painting of inside of Program Center
- Boarded up broken bathroom window (Vandalism)
- Performed patch work where leaking on Program Center roof

Live Oak Park

- Painted restrooms to remove graffiti
- Replaced two Falcon sprinklers
- Repaired fence between restroom and BMX track

Maple Park

- Replaced six irrigation bubblers
- Repaired 1" irrigation lateral line
- Adjusted irrigation timer

Malibu Park

- Cleaned up Gazebo inside of tape and party strings hanging
- Pressure washed picnic benches

Percy Bakker Community Center

- Set ups for events
- Trimming of trees and bushes around building

Palm Street Park/Rick Novack Community Center

- Set-ups for events
- Reorganized janitorial/storage closet
- Addressed/fixed corrections needed for Fire inspection
- Repaired interior and exterior doors that were sticking, adjusted hinges

Timberlane Park

- Adjusted irrigation timer
- Irrigation checks

Contracted Maintenance

- Focus more on LMD clean up
- Focus more on trimming bushes and trees
- Focus more on trimming of trees, per contracted height

**HESPERIA RECREATION AND PARK DISTRICT
INTER-OFFICE MEMO**

DATE: NOVEMBER 16, 2022

PHONE: (760)244-5488

FROM: SZ SERGIO ZEPEDA, PARK RANGER
Hesperia Recreation and Park District

TO: KYLE WOOLY, GENERAL MANAGER
Hesperia Recreation and Park District

SUBJECT: MONTHLY RANGER REPORT, OCTOBER 2022

Activity	Reporting Month Quantity	Previous Month Quantity
Calls for Service	3	4
Community Contacts	1000+	1000+
<i>After Hours Contacts</i>	171	228
<i>Juvenile Contacts</i>	1000+	34
Assist Local Agency	2	0
Administrative Citation	3	7
Special Event(s)	1	3

Monthly Ranger Hours	111
Park Ranger Training Officer Hours	3
<i>Total Program Hours</i>	114

Additional Information:

10/1/2022, Hesperia Lake Park, 17:00 - Park Ranger observed two off-highway vehicles parked at Hesperia Lake. Citations were issued.

10/5/2022, Live Oak Park, 15:15 - Park Ranger observed two individuals smoking near the playground area. Citation was issued.

10/5/2022, Maple Park, 16:10 - Park Ranger received a call regarding an occupied suspicious vehicle parked by the dumpsters. Vehicle was gone on arrival.

10/6/2022, Live Oak Park, 22:15 - Park Ranger received a call reference two subjects walking around the BMX track. Upon arrival, Park Ranger made contact with two known transients. Advised of park hours and escorted them off the property.

10/8/2022, Hesperia Lake Park, 21:05 - Park Ranger received a call reference several subjects on off-highway vehicles trespassing on the lake. Park Ranger made contact with approximately eight individuals, advised them of park rules, and escorted them off the property.

10/10/2022, Maple Park, 17:00 - Park Ranger made contact with one subject smoking marijuana during an event. Citation was issued.

10/11/2022, Lime Street Park, 21:05 - Park Ranger made contact with four juveniles near the pool. It was later determined the individuals destroyed District property and a parent of one of the juveniles was cited on 10/18/2022.

10/11/2022, Malibu Park, 21:05 - Park Ranger made contact with two individuals sleeping at the park. Advised of rules, they complied and left the area.

10/12/2022, Lime Street Park, 17:23 - Park Ranger observed a vehicle driving recklessly in the north dirt parking lot. Citation was issued.

10/12/2022, Timberlane Park, 20:15 - Park Ranger observed an unoccupied vehicle with unusual front-end damage. Upon further investigation, the vehicle was reported stolen a few days prior. Vehicle was returned to the victim.

10/21/2022, Main Street/'E' Avenue, 16:20 - Park Ranger observed a downed motorcyclist involved in a traffic collision. Assisted the Sheriff's department with traffic control.

10/29/2022, Hesperia Civic Plaza Park - Park Rangers attended Hot Rod Halloween.

**HESPERIA RECREATION AND PARK DISTRICT
INTER-OFFICE MEMO**

DATE: November 15, 2022 **PHONE:** (760) 244-5488

FROM: ~~AW~~ AUDREY WILLIS, ADMINISTRATIVE ASSISTANT
Hesperia Recreation and Park District

TO: KYLE WOOLLEY, GENERAL MANAGER
Hesperia Recreation and Park District

SUBJECT: DISTRICT MARKETING UPDATE FOR OCTOBER 2022

Listed below is a brief overview of marketing-related items.

Website - The District's website was visited 18,357 times (-9,078 from previous month, +6,970 from last year) during the month with a total of 11,144 unique people (-4,800 from previous month). A total of 15,140 website visits were conducted on mobile devices or tablets (-8,301 from previous month), which equates to 82% (-3% from last month) of our website traffic being conducted on mobile devices.

We can also track which city our website visitors are coming from:

1. Los Angeles	3,776 visits	6. Apple Valley	354 visits
2. Hesperia	1,638 visits	7. San Juan	132 visits
3. Victorville	1,152 visits	8. San Bernardino	113 visits
4. San Diego	772 visits	9. Phelan	111 visits
5. Location Unknown*	635 visits	10. Adelanto	103 visits

*Location data was not captured due to visitors using a browser that doesn't allow for analytics to determine its IP address.

The top five (5) webpages visited on the website were:

1. Homepage	5,761 pageviews (17%)
2. HUSD Calendar	4,349 pageviews (13%)
3. Hesperia Lake Park	3,839 pageviews (11%)
4. Youth & Adult Sports	2,398 pageviews (7%)
5. Hot Rod Halloween	1,407 pageviews (4%)

RecMail/Constant Contact - Staff continues to send out flyers/announcements via RecMail. Our number of RecMail registrants consists of 4,659 people (+10 from previous month).

News Releases – Staff continues to send out news releases to promote District programs and events. News Releases are available to view online at any time at <https://www.hesperiaparks.com/press-releases>.

Facebook – Staff continues to monitor the District’s Facebook account, posting flyers and information.

- @HesperiaParks, the District’s page, had 10,928 “followers” (+390 from previous month) from the top cities of Hesperia, Victorville, Apple Valley, Adelanto, and Oak Hills. 77% of our Facebook fans are female and 46% are in the 25-44 age range.
- @HesperiaLakePark, Hesperia Lake Park’s page, had 13,416 “followers” (+392 from previous month) from the top cities of Hesperia, Victorville, Apple Valley, Los Angeles, and San Bernardino. 54% are female and 30% are in the 25-44 age range.

Instagram – The following numbers were captured at the end of the month:

- @HesperiaParks Instagram page had a total of 2,233 followers (+46 from previous month) from the top cities of Hesperia, Victorville, Apple Valley, Oak Hills, and Adelanto. 69% of the followers were female and 74% were in the 25-44 age range.
- @TheRealHesperiaLakePark Instagram page had a total of 3,417 followers (+46 from previous month) from the top cities of Hesperia, Victorville, Apple Valley, Los Angeles, and San Bernardino. 70% of the followers were male and 69% were in the 25-44 age range.



HESPERIAPARKS.com

**HESPERIA RECREATION AND PARK DISTRICT
INTER-OFFICE MEMO**

DATE: December 16, 2022

PHONE: (760) 244-5488

FROM:  JUDY TRENHOLM, STAFF ASSISTANT
Hesperia Recreation and Park District

TO: KYLE WOOLLEY, GENERAL MANAGER
Hesperia Recreation and Park District

SUBJECT: RECREATION UPDATE FOR NOVEMBER 2022

ASAP - AFTER SCHOOL ACTIVITIES PROGRAM

- 240 Registered Participants (+2 from last month, -58 from previous year)

School Site	Open 2022/2023 Number of sites	Average Weekly Paid per School for November 2022	2022/2023 Interest/Wait List
Carmel	0	-	7
Cottonwood	1	20	24
Cypress	2	40	15
Eucalyptus	0	-	1
Hollyvale	1	20	13
Joshua Circle	0	-	9
Juniper	0	-	3
Kingston	1	20	12
Krystal	1	20	21
Lime Street	0	-	4
Maple	0	-	2
Mesa Grande	0	-	5
Mesquite Tails	2	40	61
Mission Crest	2	40	51
Topaz	2	40	11
Total	12	240	239

- Total Monthly Participation: 3,840

KIDS KAMP (Program cancelled due to low enrollment)

- 17 Registered participants (+8 from previous year)
- 0 Total monthly participation (same previous year)

**HESPERIA RECREATION AND PARK DISTRICT
INTER-OFFICE MEMO**

DATE: December 15, 2022

PHONE: (760) 244-5488

FROM: *SA* SARAH HAUSER, RECREATION MANAGER
Hesperia Recreation and Park District

TO: KYLE WOOLLEY, GENERAL MANAGER
Hesperia Recreation and Park District

SUBJECT: HESPERIA LAKE REPORT FOR NOVEMBER 2022

HESPERIA LAKE

- Anglers - Total: 2,081 (+839 from previous month, +512 from last year)
 - Day: 1652 (+723 from previous month, +379 from last year)
 - Child: 240 (+83 from previous month, +49 from last year)
 - Senior: 58 (-18 from previous month, -28 from last year)
 - Military discount: 131 (+51 from previous month, +39 from last year)
 - Passes redeemed: 66 (+62 from previous month, +47 from last year)
 - Punch cards sold: 2 (+2 from previous month, +2 from last year)
- Fish caught - Total: 608 (-84 from previous month, +422 from last year)
 - Catfish: 80 (-445 from previous month, +60 from last year)
 - Trout: 519 (+519 from previous month, +353 from last year)
 - Tilapia: 9 (-148 from previous month, Tilapia was not stocked last year)
 - *First Trout Stock of the season was November 10, 2022
- Group picnic rentals: 2 (-6 from previous month, same as previous year)
- Picnic participants: 100 (-500 from previous month, +50 from last year)
- Campsites rented: 131 (+12 from previous month, -13 from last year)
- Campers: 243 (-13 from previous month, -31 from last year)
- Equestrian campsites rented: 0 (-3 from previous month, same as last year)
- Equestrian campers: 0 (-2 from previous month, same as last year)
- Group campsites: 3 (+2 from previous month, +3 from last year)
- Group campers: 44 (+28 from previous month, +44 from last year)
- Store transactions: 8133 (+231 from previous month, +282 from last year)

HESPERIA WRANGLERS

- 11/12/2022 – Gymkhana: 75 participants and spectators

**HESPERIA RECREATION AND PARK DISTRICT
INTER-OFFICE MEMO**

DATE: December 15, 2022 **PHONE:** (760) 244-5488

FROM:  SARAH HAUSER, RECREATION MANAGER
Hesperia Recreation and Park District

TO: KYLE WOOLLEY, GENERAL MANAGER
Hesperia Recreation and Park District

SUBJECT: RECREATION UPDATE FOR NOVEMBER 2022

Listed below is a brief overview of recreation-related items.

YOUTH SPORTS

Youth Flag Football

- For ages 5-14
- Registered Participants: 164 (+21 from 2021 season)
- Teams participate in one practice and one game per week
- Practices and games are held at Hesperia Community Park
- Season runs September through November

Girls Youth Fall Volleyball

- For ages 9-17
- Registered Participants: 140 (+7 from 2021 season)
- Teams participate in one practice and one game per week
- Practices and games are held at Rick Novack Community Center Gym
- Season runs September through November

ADULT SPORTS

Pickleball

- Tuesday & Thursday evenings, 6:00 - 9:00 p.m.: 118 participants (-4 from previous month)

Fall Adult Softball – Season runs September 27th through the end of December (pending inclement weather)

- Men's League: 10 teams (same as 2021 Fall Season), 288 participants
- Coed League: 6 teams (-2 from 2021 Fall Season), 192 participants

PROGRAMS

Epicentre

- Teen Center participants: 256 (+54 from previous month)

Power Play Center

- Open Skate participants: 471 (+183 from previous month)
- Power Play skate parties: 16 (+11 from previous month)
- Party Rental participants: 489 (+325 from previous month)

Rick Novack Community Center

- Open gym adult & youth volleyball participants: 109 (+2 from previous month)
- Open gym youth basketball participants: 34 (+23 from previous month)
- Open gym adult basketball participants: 20 (+11 from previous month)

FIELD RENTALS

Hesperia Community Park

- E1 Prospects JF rented one field four times for softball practice: 45 participants
- HD Drillers AG rented one field three times for baseball practice: 27 participants
- HD Drillers AY rented one field two times for baseball practice: 30 participants

Live Oak Park

- Rancho Challenge FC rented one field five times for soccer practice: 200 participants

Hesperia Lake Park Soccer Field

- Elite Soccer rented one field three times for adult soccer games: 60 participants

HARRISON EXHIBIT CENTER

- Visitors: 1 (-7 from previous month)

ROCK'N OUR DISABILITIES

- Food Pantry/Distribution handed out to the community: 914 participants (-269 from the previous month)
- Karate: 26 participants (+46 from previous month)
- Dance Class: 34 participants (-64 from previous month)
- Basketball: 125 participants (-236 from previous month)
- Saturday Camp: 75 participants (-13 from previous month)
- Soaring Eagles Club: 34 participants (-114 from previous month)
- Parent Support Group: 3 participants (-1 from previous month)

Special Events

- Thanks for Giving: 100 participants
- Toy/Turkey Give-Away: 128 participants

VOLUNTEER HOURS

- November: 133 hours
- Year to date: 2,465 hours

HESPERIA BMX

Numbers not submitted.

USER GROUPS

Youth Sports Partners

- AYSO Soccer, Fall Season: 759 participants (+60 from 2021 Season)
- National Little League, Fall Season: 255 participants (-50 from 2021 Fall Season)
- American Little League, Fall Season: 321 participants (+98 from 2021 Fall Season)
- HYFL/Hesperia Trojans: 149 participants (+9 from 2021 Season)

Percy Bakker Center

- Barstow Nutrition: 754 participants (-92 from previous month)
- Pinochle: 20 participants (+3 from previous month)
- Pool: 223 participants (-36 from previous month)
- Desert Winds Quilters: 51 participants (+3 from previous month)
- Garden: 29 participants (-1 from previous month)
- Quilters Piece Corp: 208 participants (+115 from previous month)
- Seniors with Inquiring Minds: 116 participants (-30 from previous month)

Meetings with User Groups, Co-sponsorship Groups, or Exclusive Groups

- No meetings were held.

CONTRACT CLASSES

- 20 active monthly contract classes serving 398 participants (+25 from previous month)

SPECIAL EVENTS

Veterans Day - Hesperia Lake Park

- 11/11/2022 - 300 participants (same from 2021)

/sh

**HESPERIA RECREATION AND PARK DISTRICT
INTER-OFFICE MEMO**

DATE: December 16, 2022

PHONE: (760) 244-5488

FROM:  JUDY TRENHOLM, STAFF ASSISTANT
Hesperia Recreation and Park District

TO: KYLE WOOLLEY, GENERAL MANAGER
Hesperia Recreation and Park District

SUBJECT: FACILITY RENTAL UPDATE FOR NOVEMBER 2022

Percy Bakker Community Center: 6 rentals (-3 from previous month, -3 from last year)
Total Participation: 850

Lime Street Community Center: 5 rentals (-1 from previous month, +1 from last year)
Total Participation: 600

Rick Novack Community Center: 4 rentals (+1 from previous month, -2 from last year)
Total Participation: 325

John Swisher Community Center: 3 rentals (-3 from previous month, +1 from last year)
Total Participation: 260

Active Participant Numbers - FY 2022-2023

	July 2022	August 2022	Sept 2022	Oct 2022	Nov 2022	YTD Average	YTD Totals
Aquatics							
Open Swim, Patrons	2,174	671	-	-	-	1,423	2,845
Swimming Lessons	308	33	-	-	-	171	341
Pool Party Rental Participants	210	205	-	-	-	208	415
Desert Aquatics	70	70	-	-	-	70	140
Programs							
ASAP	-	232	240	238	240	238	950
Kids Kamp	197	197	-	60	-	151	454
Hesperia BMX							
Number of Participants	-	264	215	172	-	217	651
Full Memberships Purchased	-	13	23	12	-	16	48
One Day Free-Trial Membership	-	23	4	9	-	12	36
Hesperia Civic Plaza Park							
QR Fit Trail	6	-	-	-	-	6	6
Epicentre							
A2R Basketball Performance (5-6)	8	8	8	16	9	10	49
A2R Basketball Performance (7-9)	36	32	32	24	24	30	148
A2R Basketball Performance (10-12)	68	36	44	48	56	50	252
A2R Basketball Performance (13-17)	24	8	24	28	12	19	96
Open Center	305	323	262	202	256	270	1,348
Hip-Hop	68	64	104	72	85	79	393
Parent & Me Ballet	84	76	80	80	100	84	420
Hesperia Art Center	-	80	-	-	-	80	80
Harrison Exhibit Hall							
Visitors	7	6	8	8	1	6	30

Not in session/season indicated by -

Does not include "Passive" participants such as spectators, patrons enjoying the parks, etc.

Active Participant Numbers - FY 2022-2023

	July 2022	August 2022	Sept 2022	Oct 2022	Nov 2022	YTD Average	YTD Totals
Hesperia Lake Park							
Fishing	2,406	1,532	1,759	1,242	2,081	1,804	9,020
Picnic Participants	1,325	900	900	600	100	765	3,825
Number of Campers	610	263	534	256	243	381	1,906
Group Campers	66	23	41	16	44	38	190
EQ Campers	7	8	0	2	0	3	17
Percy Bakker Community Center							
Senior Nutrition	607	791	808	846	754	761	3,806
Pinochle	15	15	16	17	20	17	83
Fitness and Fun Monthly	64	90	99	72	80	81	405
Fitness and Fun (Walk-in)	72	53	57	75	68	65	65
Pool	226	270	259	259	223	247	247
Garden Club	33	26	41	30	29	32	159
Quilters	126	160	138	141	259	165	824
Line Dancing	3	65	28	40	24	32	160
S.W.I.M./Senior With Inquiring Minds	160	166	201	146	116	158	789
Power Play Center							
Pickleball	90	155	196	122	118	136	681
Admission	698	413	568	288	471	488	2,438
Power Play Rental Attendance	155	51	367	164	489	245	1,226
Ukulele Lessons	16	12	16	8	0	10	52
Roller Skating Lessons, Beginning	60	28	40	8	24	32	160
Roller Skating Lessons, Intermediate	4	8	8	8	8	7	36
Lime Street Park Community Center							
Basic Dog Obedience	12	-	-	-	-	12	12
Child Self-Defense	84	144	105	21	64	84	418
Self-Defense	21	8	8	16	7	12	60

Not in session/season indicated by -

Does not include "Passive" participants such as spectators, patrons enjoying the parks, etc.

Active Participant Numbers - FY 2022-2023

	July 2022	August 2022	Sept 2022	Oct 2022	Nov 2022	YTD Average	YTD Totals
Rick Novack Community Center							
Adult Hip-Hop	15	25	12	-	20	18	72
A/Y Open Gym (VB)	132	114	128	107	109	118	590
Adult Open Gym (B)	15	26	18	9	20	18	88
Ballet/Tap Dance	21	28	36	52	64	40	201
Belly Dance, Beginning	12	16	16	16	4	13	64
Belly Dance, Intermediate	-	8	20	12	-	13	40
Emerge Elite Basketball	17	-	-	-	-	17	17
Girls Volleyball	-	-	-	-	140	-	-
Jazz/Ballet	33	60	42	68	72	55	275
Karate, Beginning/Intermediate	153	176	176	160	191	171	856
Karate, Mini Tigers	116	158	84	80	144	116	582
Let's Dance!	32	44	48	40	-	41	164
Let's Dance! Private Lesson	0	0	1	0	-	0	1
Volleyball Training (1 day)	160	111	136	72	140	124	619
Volleyball Training (2 days)	152	171	160	160	180	165	823
Youth Open Gym (B)	20	9	23	11	34	19	97
Therapeutic Programs (ROD)							
Community Relief Supplies	1,305	1,207	1,095	1,183	914	1,141	5,704
Fun in the Sun at Lime Street Pool	292	-	-	-	-	292	292
Saturday Camp	80	100	112	88	75	91	455
Special Events	188	308	-	1,602	228	582	2,326
Sports	215	60	351	531	185	268	1,342
Hesperia Community Park							
Adult Softball Teams (Coed)	-	-	72	144	192	136	408
Adult Softball Teams (Mens)	-	-	96	240	288	208	624

Not in session/season indicated by -

Does not include "Passive" participants such as spectators, patrons enjoying the parks, etc.

Active Participant Numbers - FY 2022-2023

	July 2022	August 2022	Sept 2022	Oct 2022	Nov 2022	YTD Average	YTD Totals
Timberlane Park							
Best Friends	-	140	152	136	180	152	608
Itty Bits	-	91	136	136	90	113	453
Kinder Kids M/W	-	84	105	176	180	136	545
Tiny Tots M/W	-	104	126	128	128	122	486
Tiny Tots T/Th	-	77	80	96	99	88	352
Facility Rental Guests							
Percy Bakker Community Center	1,510	1,230	550	1,010	850	1,030	5,150
Lime Street Park Community Center	445	4	270	730	600	410	2,049
Rick Novack Community Center	90	0	90	190	325	139	695
John Swisher Community Center	440	420	120	600	260	368	1,840
Field Rentals	258	582	618	662	362	496	2,482
Field/Facility User Participants							
HYFL/Hesperia Trojans	-	-	550	149	149	283	848
National Little League	397	397	255	255	255	312	1,559
American Little League	390	390	321	321	321	349	1,743
AYSO Soccer	617	617	759	759	759	702	3,511
Hesperia Wranglers	75	75	75	75	75	75	375
Special Events							
Movies in the Park	1,700	-	-	-	-	1,700	1,700
Bobcat's Summer Concert Series	-	1,800	-	-	-	1,800	1,800
Hesperia Days	-	-	20,000	-	-	20,000	20,000
Hesperia Days 5k	-	-	800	-	-	800	800
Hesperia Days Rodeo	-	-	3,000	-	-	3,000	3,000
Hot Rod Halloween	-	-	-	6,000	-	6,000	6,000
Veterans Day Ceremony	-	-	-	-	300	300	300
TOTAL ACTIVE PARTICIPANTS	19,305	14,354	37,866	15,344	13,938	20,161	107,217

Not in session/season indicated by -

Does not include "Passive" participants such as spectators, patrons enjoying the parks, etc.

**HESPERIA RECREATION AND PARK DISTRICT
INTER-OFFICE MEMO**

DATE: JANUARY 4, 2023 **PHONE:** (760) 604-2234

FROM: MICHAEL VARNER, ADMIN OPERATIONS MANAGER
Hesperia Recreation and Park District

TO: KYLE WOOLLEY, GENERAL MANAGER
Hesperia Recreation and Park District

SUBJECT: MAINTENANCE REPORT FOR DECEMBER 2022

Listed below is a brief overview of maintenance completed in the month of DECEMBER 2022.

Hesperia Civic Plaza Park

- Finished set up for Christmas Tree Lighting Ceremony
- Christmas Tree Lighting Ceremony
- Clean up around area for Christmas Tree Lighting Ceremony

Corona Center (Power Play Center)

- Finish installing 6" black rubber base molding along the outside of gym floor
- Repaired gym floor of holes and broken tiles
- New vending machine delivered and functioning
- Repaired leaking toilet

Hesperia Community Park

- Removed and stump grinded fallen trees
- Replaced two 12" sprinkler heads
- Baseball field prep.

Hesperia Lake Park

- Re- installed knocked over pillar logs
- Cleaned out outlet stream
- Painting of pillar logs around park
- Cleaned out fire and BBQ pits
- Raked and picked up leaves
- Cleaned up around maintenance yard area
- Repaired 2" irrigation main line

Lime Street Park and Community Center

- Set up for events
- Removed and stump grinded fallen trees
- Batteries changed out for alarm system (windows and doors)

Live Oak Park

- Routine maintenance
- Clean out of storage room area located in restroom

Maple Park

- Replaced one 2" valve
- Replaced three 6" sprinkler heads

Malibu Park

- Routine maintenance

Percy Bakker Community Center

- Set ups for events
- Clean up around outside for Christmas parties

Palm Street Park/Rick Novack Community Center

- Reorganized janitorial/storage closet
- Repair of irrigation main water line
- Repair of three valves
- Replaced three sprinklers

Timberlane Park

- Irrigation checks
- Re-painted red curb
- Cleaned up caretaker area
- Trimmed branches away from caretaker house roof
- Re-set foul poles to proper position

Contracted Maintenance

- Focus more on LMD clean up
- Focus more on trimming bushes and trees
- Focus more on trimming of trees, per contracted height

**HESPERIA RECREATION AND PARK DISTRICT
INTER-OFFICE MEMO**

DATE: DECEMBER 14, 2022

PHONE: (760)244-5488

FROM: SZ SERGIO ZEPEDA, PARK RANGER
Hesperia Recreation and Park District

TO: KYLE WOOLLEY, GENERAL MANAGER
Hesperia Recreation and Park District

SUBJECT: MONTHLY RANGER REPORT, NOVEMBER 2022

Activity	Reporting Month Quantity	Previous Month Quantity
Calls for Service	3	3
Community Contacts	250 (approx.)	1000+
<i>After Hours Contacts</i>	54	171
<i>Juvenile Contacts</i>	8	1000+
Assist Local Agency	0	2
Administrative Citation	6	3
Special Event(s)	1	1

Monthly Ranger Hours	119
Park Ranger Training Officer Hours	0
<i>Total Program Hours</i>	119

Additional Information:

11/5/2022, Percy Bakker Community Center, 20:50 - Park Ranger received a call regarding a suspicious individual walking around the catering cart outside of the building. The individual was gone on arrival.

11/12/2022, Power Play Center, 16:24 - Park Ranger observed vehicle parked in the fire lane. Citation was issued.

11/12/2022, Power Play Center, 16:27 - Park Ranger observed vehicle parked in the fire lane. Citation was issued.

11/12/2022, Power Play Center, 16:30 - Park Ranger observed vehicle parked in the fire lane. Citation was issued.

11/12/2022, Hesperia Lake Park, 17:12 - Park Ranger received a call regarding an off-highway vehicle driving recklessly through the campground. Park Ranger located the off-highway vehicle and issued the registered owner a citation.

11/12/2022, Power Play Center, 18:29 - Park Ranger received a call reference several individuals refusing to wait outside due to the cold weather. Park ranger arrived and made contact with the group of individuals; they were compliant and left the facility.

11/17/2022, Lime Street Park, 22:15 - Park Ranger observed four individuals standing by the playground after hours via live video feed. The individuals were gone on arrival.

11/26/2022, Live Oak Park, 13:30 - Park Ranger made contact with one subject drinking an alcoholic beverage at the park. Citation was issued.

10/29/2022, Hesperia Civic Plaza Park - Park Rangers attended Hot Rod Halloween event.

**HESPERIA RECREATION AND PARK DISTRICT
INTER-OFFICE MEMO**

DATE: December 15, 2022

PHONE: (760) 244-5488

FROM: ~~WV~~ AUDREY WILLIS, ADMINISTRATIVE ASSISTANT
Hesperia Recreation and Park District

TO: KYLE WOOLLEY, GENERAL MANAGER
Hesperia Recreation and Park District

SUBJECT: DISTRICT MARKETING UPDATE FOR NOVEMBER 2022

Listed below is a brief overview of marketing-related items.

Website – The District’s website was visited 18,364 times (+7 from previous month, +1,552 from last year) during the month with a total of 11,144 unique people (-4,800 from previous month). A total of 15,140 website visits were conducted on mobile devices or tablets (-8,663 from previous month), which equates to 82% (-3% from last month) of our website traffic being conducted on mobile devices.

We can also track which city our website visitors are coming from:

1. Los Angeles	3,493 visits	6. Apple Valley	362 visits
2. Hesperia	1,576 visits	7. Ashburn	145 visits
3. Victorville	1,090 visits	8. San Juan	131 visits
4. San Diego	685 visits	9. Phelan	129 visits
5. Location Unknown*	667 visits	10. San Bernardino	128 visits

*Location data was not captured due to visitors using a browser that doesn’t allow for analytics to determine its IP address.

The top five (5) webpages visited on the website were:

1. Homepage	5,103 pageviews (15.1%)
2. Hesperia Lake Park	4,349 pageviews (14.5%)
3. HUSD Student Calendar	3,839 pageviews (14.5%)
4. Youth & Adult Sports	2,398 pageviews (7.3%)
5. Christmas Tree Lighting Ceremony 202	1,407 pageviews (3.7%)

RecMail/Constant Contact – Staff continues to send out flyers/announcements via RecMail. Our number of RecMail registrants consists of 4,661 people (+2 from previous month).

News Releases – Staff continues to send out news releases to promote District programs and events. News Releases are available to view online at any time at <https://www.hesperiaparks.com/press-releases>.

Facebook – Staff continues to monitor the District’s Facebook account, posting flyers and information.

- @HesperiaParks, the District’s page, had 10,878 “followers” (-50 from previous month, with 14,590 check-ins) from the top cities of Hesperia, Victorville, Apple Valley, Adelanto, and Oak Hills. 77% of our Facebook fans are female and 46% are in the 25-44 age range.
- @HesperiaLakePark, Hesperia Lake Park’s page, had 13,417 “followers” (+1 from previous month) from the top cities of Hesperia, Victorville, Apple Valley, Los Angeles, and San Bernardino. 54% are female and 30% are in the 25-44 age range.

Instagram – The following numbers were captured at the end of the month:

- @HesperiaParks Instagram page had a total of 2,342 followers (+109 from previous month) from the top cities of Hesperia, Victorville, Apple Valley, Oak Hills, and Adelanto. 68.5% of the followers were female and 74% were in the 25-44 age range.
- @TheRealHesperiaLakePark Instagram page had a total of 3,717 followers (+300 from previous month) from the top cities of Hesperia, Victorville, Apple Valley, Los Angeles, and San Bernardino. 70.5% of the followers were male and 70% were in the 25-44 age range.



HESPERIAPARKS.com