



**REGULAR JOINT MEETING OF THE HESPERIA RECREATION
AND PARK DISTRICT FOUNDATION COMMITTEE AND
HESPERIA AREA RECREATION DISTRICT FOUNDATION
BOARD MEMBERS AGENDA**

James Blocker *Chair*

Gary “Griz” Drylie *Vice Chair*

Carol Hill *Board Member*

Rebecca Daugherty *Board Member*

Amanda Gingerich *Board Member*

Kyle Woolley *General Manager*

HESPERIA RECREATION AND PARK DISTRICT

Thursday, May 25, 2023 – 6:00 p.m.

Lime Street Park Community Center, 16292 Lime Street, Hesperia, CA 92345

CALL TO ORDER

ROLL CALL

- a. Committee
- b. Foundation

FLAG SALUTE

MESSAGE TO THE PUBLIC/PUBLIC COMMENT

Welcome to this Joint Meeting of the Hesperia Recreation and Park District Foundation Committee and the Hesperia Area Recreation District Foundation Board Members. The Committee/Foundation encourages public participation. If you desire to address the Committee/Foundation on any Committee/Foundation related matter or item on the Agenda, you are asked to please fill out one of the speaker forms in the back of the meeting room and turn it in to the presiding officer. When called upon, please come forward, and state your name and address, if you wish, before addressing the Committee/Foundation. Please limit your comments to five minutes per speaker.

Please note that if you address the Committee/Foundation on items NOT on the Agenda, the Brown Act does not allow discussion of such items. Therefore, the Committee/Foundation may only do the following: refer the matter to staff, ask for additional information, request a report back, or give a very limited factual response.

COMMUNICATIONS

DISCUSSION/ACTION ITEMS

- a. Approval of April 27, 2023, Meeting Minutes
- b. Foundation Budget Update
- c. Event Ad Hoc Committee Update

- d. Preservation Committee Update

DISTRICT FOUNDATION COMMITTEE

- a. District Board Report
- b. Comments

STAFF REPORTS

- a. Programs/Events/Activities Handouts
- b. Comments

FOUNDATION CHAIR'S COMMENTS

FOUNDATION BOARD MEMBERS' COMMENTS

ADJOURNMENT

It is the intent of the Hesperia Recreation and Park District to comply with the Americans with Disabilities Act (ADA) in all respects. If, as an attendee or a participant at this meeting, you will need special assistance beyond what is normally provided, the Hesperia Recreation and Park District will attempt to accommodate you in every reasonable manner. Please contact the District Office at (760) 244-5488, at least 48 hours prior to the meeting, to inform us of your particular needs and determine if accommodation is feasible. Please advise us at that time if you will need accommodations to attend or participate in meetings on a regular basis.

Meeting documents can be reviewed by the public at the District Office, 16292 Lime Street, Hesperia, CA, Monday through Friday, 8:30 a.m. to 5:00 p.m.

**REGULAR JOINT MEETING OF THE
HESPERIA RECREATION AND PARK DISTRICT
AND THE
HESPERIA AREA RECREATION DISTRICT FOUNDATION BOARD MEMBERS
Thursday, April 27, 2023 - 6:00 p.m.
Lime Street Park Community Center
16292 Lime Street, Hesperia, CA 92345**

MINUTES

CALL TO ORDER

Meeting was called to order at 6:00 p.m. by Chair Member Blocker.

ROLL CALL

Committee: Gonzalez, Roberts
Foundation: Hill, Gingerich, Daugherty, Drylie, Blocker
District Staff: Garcia, Chavez, Louie
Other: None

FLAG SALUTE

Member Daugherty led the flag salute.

MESSAGE TO THE PUBLIC/PUBLIC COMMENT

None.

COMMUNICATIONS

None.

DISCUSSION/ACTION ITEMS

a. Approval of March 23, 2023, Meeting Minutes

1. Motion made by Vice Chair Member Drylie to approve the minutes, seconded by Member Gingerich. The motion passed by the following vote:

AYES: Gingerich, Daugherty, Drylie, Blocker, Hill
NOES: None
ABSENT: None
ABSTAIN: None

b. Foundation Budget Update

1. Ms. Garcia highlighted staff is working on the budget, which we aim to begin appropriately charging programs, events, and salaries moving forward. The Board will begin to receive quarterly updates again, showing the budgets to actuals, and how the budget evolves over the fiscal year.

c. Events Ad Hoc Committee Update

1. Vice Chair Member Drylie highlighted the upcoming fundraiser to support the museum on May 19th. He expressed the community can donate and be entered into a drawing. The event is being advertised on social media and he encouraged the Board and staff to share the information.
2. Chair Member Blocker reported on the progress of the Hesperia Days Rodeo. An informational booth was held at Victor Valley Motor's "It's a Gas to Go to Class" event, which was a success. He's working on getting sponsors, food vendors, and a lot of different details.

d. Preservation Committee Update

1. Vice Chair Member Drylie reported that the 9th geocache has been installed, and he'll make more as sponsorships come in. He's working on a possible lead to package the trivia card set. The fence at the museum has been extended out, which provides another 288 square feet. The Jr. Historian Workbooks are being used in a couple of classrooms and the kids seem to be enjoying them. He's working on the details to possibly bring community service opportunities for schools that could count toward school credit.

DISTRICT FOUNDATION COMMITTEE

a. District Board Report

1. Director Gonzalez reported on the following: Public speaker at regular Board meeting requesting more fields; yearly resolutions were passed; 'C' and Main property; and the Tri-Agency Committee.

b. Comments

1. Members Gingerich and Daugherty commented on the field usage at local schools.
2. Vice Chair Member Drylie expressed that it's imperative that the school district, the city, and the District maintain a good relationship.

STAFF REPORTS

a. Programs/Events/Activities Handouts

1. Ms. Garcia highlighted the following: Renovations at Hesperia Lake Park Store; Lighting installation for Lime Street Park Pool; Hesperia Lake sales; Hesperia Lake Park fountain foliage enhancements; Hesperia Days Rodeo parking route and maintenance needs; Movies in the Park; Bobcat's Summer Concert Series, and Rick Novack High School Scholarship presentations.
2. Chief Ranger Chavez introduced Calvin Louie, Office Assistant. He expressed there will be two new Park Rangers sworn in at the next meeting. The parks are getting much busier, especially Hesperia Lake Park. He is meeting with the police department regarding Hesperia Days and the Hesperia Days Rodeo.

b. Comments

1. Vice Chair Member Drylie suggested moving the conex behind the fountain for esthetics and photo taking purposes.

FOUNDATION CHAIR'S COMMENTS

- a. Chair Member Blocker thanked Ms. Garcia and staff for all their help. The rodeo poster is done, flyers are out, and banners are being made. He's looking forward to running the beer tent for Movies in the Park and the summer concerts, and has volunteers lined up. He's staying organized and is excited for the upcoming events. He thanked the District Board members for their support.

FOUNDATION MEMBERS' COMMENTS





- a. Member Hill inquired about the possibility of online donations by credit card.
- b. Member Daugherty thanked Ms. Garcia for her work. She is having setbacks with the Civil War group regarding a future event. She suggested a musical act for the concerts.
- c. Vice Chair Member Drylie expressed that the museum needs a new sign, but we will need to wait for the new logo.
- d. Member Gingerich volunteered to present at upcoming scholarship ceremonies.
- e. Chair Member Blocker presented a rodeo poster from 2007. He announced that tickets are on sale and District facilities and local businesses.

ADJOURNMENT - Meeting was adjourned at 7:26 p.m.




May 2023

Sun	Mon	Tue	Wed	Thu	Fri	Sat
	1 5:30 pm Event Ad Hoc Meeting	2	3 5:15 pm Finance Committee Meeting	4	5	6
7	8	9	10 5:15 pm Board Workshop 6:00 pm District Board	11 5:15 pm Board Workshop	12	13
14 Mother's Day 	15	16 CSDA Legislative Days <i>Sacramento</i>	17 Legislative Days <i>Sacramento</i> CARPD Conference <i>Yosemite</i> 3:30 pm Tri-Agency Committee Meeting	18 CARPD Conference <i>Yosemite</i>	19 CARPD Conference <i>Yosemite</i> 2:00 - 6:00 p.m. Hesperia Museum Fundraiser <i>The Topsy Cactus</i>	20 11:00 am High Desert Inter-Tribal Spring Celebration <i>Hesperia Civic Plaza Park</i>
21	22 6:00 pm ASBCSD <i>Vince's Spaghetti, Ontario</i>	23	24	25 3:30 pm Safety, Security, & Maintenance Meeting 6:00 pm Foundation Meeting	26	27
28	29 Memorial Day <i>District Offices Closed</i>	30 3:00 pm Development Committee Meeting	31			

June 2023

Sun	Mon	Tue	Wed	Thu	Fri	Sat
				1	2	3
4	5 5:30 pm Event Ad Hoc	6	7	8	9	10
11	12	13	14 6:00 pm District Board Meeting	15 3:30 pm Safety, Security, & Maintenance Meeting	16 3:30 pm Historical Preservation Committee Meeting	17
18 Father's Day 	19 6:00 pm ASBCSD	20	21	22 6:00 pm Foundation Meeting	23	24
25 	26	27	28	29	30	

July 2023

Sun	Mon	Tue	Wed	Thu	Fri	Sat
						<i>1</i> Dusk Movies in the Park - Top Gun: Maverick <i>Hesperia Civic Plaza Park</i>
<i>2</i>	<i>3</i> 5:30 pm Event Ad Hoc	<i>4</i> Independence Day District Offices Closed 	<i>5</i>	<i>6</i>	<i>7</i>	<i>8</i> Dusk Movies in the Park - Minions: Rise of Gru <i>Hesperia Civic Plaza Park</i>
<i>9</i>	<i>10</i>	<i>11</i>	<i>12</i> 6:00 pm District Board Meeting	<i>13</i> 3:30 pm Safety, Security, & Maintenance Meeting	<i>14</i> 3:30 pm Historical Preservation Committee Meeting	<i>15</i> Dusk Movies in the Park - Elf <i>Hesperia Civic Plaza Park</i>
<i>16</i>	<i>17</i> 6:00 pm ASBCSD Percy Bakker Community Center, Hesperia	<i>18</i>	<i>19</i>	<i>20</i> 6:00 pm Foundation Meeting	<i>21</i>	<i>22</i> Dusk Movies in the Park - Puss in Boots: The Last Wish <i>Hesperia Civic Plaza Park</i>
<i>23/30</i>	<i>24/31</i>	<i>25</i>	<i>26</i>	<i>27</i>	<i>28</i>	<i>29</i> Dusk Movies in the Park - Black Panther: Wakanda Forever <i>Hesperia Civic Plaza Park</i>

**HESPERIA RECREATION AND PARK DISTRICT
INTER-OFFICE MEMO**

DATE: April 17, 2023

PHONE: (760) 244-5488

FROM:  JUDY TRENHOLM, STAFF ASSISTANT
Hesperia Recreation and Park District

TO: KYLE WOOLLEY, GENERAL MANAGER
Hesperia Recreation and Park District

SUBJECT: RECREATION UPDATE FOR MARCH 2023

ASAP - AFTER SCHOOL ACTIVITIES PROGRAM

- 279 Registered Participants (same as last month, -18 from previous year)

School Site	Open 2022/2023 Number of Sites	Average Weekly Paid per School for March 2023	2022/2023 Interest/Wait List
Carmel	0	-	13
Cottonwood	1	20	23
Cypress	2	40	20
Eucalyptus	0	-	1
Hollyvale	1	18	0
Joshua Circle	0	-	9
Juniper	0	-	5
Kingston	1	20	5
Krystal	1	20	26
Lime Street	0	-	4
Maple	0	-	3
Mesa Grande	0	-	5
Mesquite Tails	3	60	31
Mission Crest	3	59	5
Topaz	2	42	18
Total	14	279	168

- Total Monthly Participation: 5,022

KIDS KAMP

- 38 Registered participants (+2 from previous year)
- 88 Total monthly participation (-22 from previous year)

**HESPERIA RECREATION AND PARK DISTRICT
INTER-OFFICE MEMO**

DATE: April 15, 2023

PHONE: (760) 244-5488

FROM: ~~SA~~ SARAH HAUSER, RECREATION MANAGER
Hesperia Recreation and Park District

TO: KYLE WOOLLEY, GENERAL MANAGER
Hesperia Recreation and Park District

SUBJECT: HESPERIA LAKE REPORT FOR MARCH 2023

HESPERIA LAKE

- Anglers - Total: 2,192 (+602 from previous month, +514 from last year)
 - Day: 1,779 (+530 from previous month, +551 from last year)
 - Child: 181 (+36 from previous month, -17 from last year)
 - Senior: 112 (+49 from previous month, +19 from last year)
 - Military discount: 103 (-6 from previous month, -50 from last year)
 - Passes redeemed: 17 (-8 from previous month, +11 from last year)
 - Punch cards sold: 0 (-2 from previous month, same as last year)
- Fish caught - Total: 1,190 (+567 from previous month, +684 from last year)
 - Catfish: 6 (-16 from previous month, -1 from last year)
 - Trout: 1,184 (+583 from previous month, +596 from last year)
 - Tilapia: 0 (same as last month, Tilapia was not stocked last year)

*First Trout Stock of the season was November 10, 2022
- Group picnic rentals: 2 (+1 from previous month, -2 from last year)
- Picnic participants: 100 (+50 from previous month, -200 from last year)
- Campsites rented: 229 (+127 from previous month, -5 from last year)
- Campers: 344 (+215 from previous month, -64 from last year)
- Equestrian campsites rented: 0 (same as last month, -1 from last year)
- Equestrian campers: 0 (same as last month, -2 from last year)
- Group campsites: 2 (+2 from last month, +1 from last year)
- Group campers: 24 (+24 from last month, +4 from last year)
- Store transactions: 8,198 (+1,140 from previous month, -1,900 from last year)

HESPERIA WRANGLERS

- No activities held

SH/ar

**HESPERIA RECREATION AND PARK DISTRICT
INTER-OFFICE MEMO**

DATE: April 15, 2023

PHONE: (760) 244-5488

FROM: ~~S#~~ SARAH HAUSER, RECREATION MANAGER
Hesperia Recreation and Park District

TO: KYLE WOOLLEY, GENERAL MANAGER
Hesperia Recreation and Park District

SUBJECT: RECREATION UPDATE FOR MARCH 2023

Listed below is a brief overview of recreation-related items.

YOUTH SPORTS

Youth Basketball

- For ages 5-17
- Registered Participants: 452 (+57 from 2022 season)
- Teams participate in one practice and one game per week
- Practices and games are held at the Power Play Center, Epicentre, and Rick Novack Community Center
- Season runs January through March

ADULT SPORTS

Pickleball

- Tuesday & Thursday evenings, 6:00 - 9:00 p.m.: 280 participants (+100 from previous month)

Adult Softball – Not in season. Will return in the Spring (beginning of April)

PROGRAMS

Epicentre

- Teen Center participants: 269 (+31 from previous month)

Power Play Center

- Open Skate participants: 927 (+334 from previous month)
- Power Play skate parties: 17 (same as previous month)
- Party Rental participants: 567 (-92 from previous month)

Rick Novack Community Center

- Open gym adult & youth volleyball participants: Closed
- Open gym youth basketball participants: Closed

- Open gym adult basketball participants: Closed
 - These activities were closed due to damage to the Rick Novack Gym floor caused by the winter storm

FIELD RENTALS

Hesperia Community Park

- HD Drillers AG rented one field one time for baseball practice: 9 participants
- HD Drillers AY rented one field four times for baseball practice: 60 participants
- Pony League rented one field nine times for baseball practice: 90 participants

Live Oak Park

- Rancho Challenge FC rented one field six times for soccer practice: 300 participants

Hesperia Lake Park Soccer Field

- Elite Soccer rented one field two times for adult soccer games: 240 participants

HARRISON EXHIBIT CENTER

- Visitors: 11 (-13 from previous month)
- Facebook
 - Members: 172 (+14 from previous month)
 - Posts: 18 (+17 from previous month)
 - Comments: 64 (+46 from previous month)
 - Reactions: 367 (+232 from previous month)
- Geocache visits: 15 (-2 from previous month)

ROCK'N OUR DISABILITIES

- Food Pantry/Distribution handed out to the community: 1,076 participants (+349 from the previous month)
- Karate: 50 participants (+9 from previous month)
- Dance Class: 69 participants (+47 from previous month)
- Basketball: 289 participants (+129 from previous month)
- Motion & Fitness: 20 participants (+12 from previous month)
- Yoga/Tai Energy & Motion: 27 participants (+2 from previous month)
- Saturday Camp: 52 participants (+9 from previous month)
- Soaring Eagles Club: 88 participants (+28 from previous month)
- Parent Support Group: 4 participants (same as previous month)
- Prepping for Employment: 4 participants (same as previous month; 8 week course)

Special Events

- Nothing to report

VOLUNTEER HOURS

- February: 205.5 hours
- Year to date: 946 hours

HD BMX

- HD BMX reopened in February, but due to inclement weather, they were closed for most days throughout February and March. We are working on getting numbers together for the reports.

USER GROUPS

Youth Sports Partners

- AYSO Soccer, Spring Season: 868 participants (+251 from spring 2022 season)
- National Little League, Spring Season: 388 participants (-9 from spring 2022 season)
- American Little League, Spring Season: 420 participants (+30 participants from spring 2022 season)
- HYFL/Hesperia Trojans: Out of Season

Percy Bakker Center

- Barstow Nutrition: 950 participants (+157 from previous month)
- Pinochle: 11 participants (-5 from previous month)
- Pool: 262 participants (+31 from previous month)
- Desert Winds Quilters: 63 participants (+9 from previous month)
- Garden: 45 participants (-23 from previous month)
- Quilters Piece Corp: 110 participants (same as previous month)
- Seniors with Inquiring Minds: 224 participants (+56 from previous month)
- Greater High Desert Chamber of Commerce: 241 participants (+116 from previous month)

Meetings with User Groups, Co-sponsorship Groups, or Exclusive Groups

- None

CONTRACT CLASSES

- 27 active monthly contract classes serving 410 participants (-47 from previous month)
 - Volleyball lessons cancelled due to damage to the Rick Novack Gym floor caused by the winter storm

SPECIAL EVENTS

- HD Pirate Faire held at Hesperia Lake Park
 - 03/18/2023: 800 participants (numbers were not provided for last year's event)
 - 03/19/2023: 200 participants (numbers were not provided for last year's event)
 - Please note, this year's event was organized by a new group

SPECIAL NOTES

- 03/09/2023: HRPD had a booth at HUSD Youth Conference at the Fair Grounds. Staff engaged with approximately 200 plus youth.
- 03/23/2023: HRPD had a booth at Cottonwood Elementary's Health and Wellness Faire. Staff engaged with approximately 300 students.

/sh

**HESPERIA RECREATION AND PARK DISTRICT
INTER-OFFICE MEMO**

DATE: April 17, 2023

PHONE: (760) 244-5488

FROM:  JUDY TRENHOLM, STAFF ASSISTANT
Hesperia Recreation and Park District

TO: KYLE WOOLLEY, GENERAL MANAGER
Hesperia Recreation and Park District

SUBJECT: FACILITY RENTAL UPDATE FOR MARCH 2023

Percy Bakker Community Center: 3 rentals (-1 from previous month, -5 from last year)
Total Participation: 430

Lime Street Community Center: 7 rental (+2 from previous month, +6 from last year)
Total Participation: 740

Rick Novack Community Center: 3 rentals (same as previous month, +1 from last year)
Total Participation: 160

John Swisher Community Center: 3 rentals (-1 from previous month, -1 from last year)
Total Participation: 130

Active Participant Numbers - FY 2022-2023											
	July 2022	August 2022	Sept 2022	Oct 2022	Nov 2022	Dec 2022	Jan 2023	Feb 2023	Mar 2023	YTD Average	YTD Totals
Aquatics											
Open Swim, Patrons	2,174	671	-	-	-	-	-	-	-	1,423	2,845
Swimming Lessons	308	33	-	-	-	-	-	-	-	171	341
Pool Party Rental Participants	210	205	-	-	-	-	-	-	-	208	415
Desert Aquatics	70	70	-	-	-	-	-	-	-	70	140
Programs											
ASAP	-	232	240	238	240	236	278	279	279	253	2,022
Kids Kamp	197	197	-	60	-	122	-	-	126	140	702
Hesperia BMX											
Number of Participants	-	264	215	172	-	-	-	-	-	217	651
Full Memberships Purchased	-	13	23	12	-	-	-	-	-	16	48
One Day Free-Trial Membership	-	23	4	9	-	-	-	-	-	12	36
Hesperia Civic Plaza Park											
QR Fit Trail	6	-	-	-	-	-	-	-	-	6	6
Epicentre											
A2R Basketball Performance (5-6)	8	8	8	16	9	9	16	32	28	15	134
A2R Basketball Performance (7-9)	36	32	32	24	24	30	40	44	64	36	326
A2R Basketball Performance (10-12)	68	36	44	48	56	45	72	60	72	56	501
A2R Basketball Performance (13-17)	24	8	24	28	12	21	24	16	44	22	201
Open Center	305	323	262	202	256	379	476	238	269	301	2,710
Hip-Hop	68	64	104	72	85	76	60	76	64	74	669
Parent & Me Ballet	84	76	80	80	100	80	60	68	60	76	688
Hesperia Art Center	-	80	-	-	-	-	-	-	-	80	80
Harrison Exhibit Hall											
Visitors	7	6	8	8	1	4	4	24	11	8	73
Geocache Visitors	-	-	-	-	-	-	6	17	41	21	64

Not in session/season indicated by -

Does not include "Passive" participants such as spectators, patrons enjoying the parks, etc.

Active Participant Numbers - FY 2022-2023											
	July 2022	August 2022	Sept 2022	Oct 2022	Nov 2022	Dec 2022	Jan 2023	Feb 2023	Mar 2023	YTD Average	YTD Totals
Hesperia Lake Park											
Fishing	2,406	1,532	1,759	1,242	2,081	2,362	1,637	1,590	2,192	1,867	16,801
Picnic Participants	1,325	900	900	600	100	100	0	50	100	453	4,075
Number of Campers	610	263	534	256	243	102	103	129	344	287	2,584
Group Campers	66	23	41	16	44	48	0	0	24	29	262
EQ Campers	7	8	0	2	0	0	0	0	0	2	17
Percy Bakker Community Center											
Senior Nutrition	607	791	808	846	754	754	754	793	950	784	7,057
Pinochle	15	15	16	17	20	20	17	16	11	16	147
Fitness and Fun Monthly	64	90	99	72	80	72	108	80	126	88	791
Fitness and Fun (Walk-in)	72	53	57	75	68	58	116	82	94	75	675
Pool	226	270	259	259	223	223	240	231	262	244	2,193
Greater High Desert Chamber of Commerce	-	-	-	-	-	-	-	-	241	241	241
Garden Club	33	26	41	30	29	29	20	68	45	36	321
Quilters	126	160	138	141	259	323	140	164	173	180	1,624
Line Dancing	3	65	28	40	24	24	45	32	24	32	285
S.W.I.M./Senior With Inquiring Minds	160	166	201	146	116	116	148	168	224	161	1,445
Power Play Center											
Pickleball	90	155	196	122	118	192	231	180	280	174	1,564
Admission	698	413	568	288	471	570	927	593	927	606	5,455
Power Play Rental Attendance	155	51	367	164	489	545	712	659	567	412	3,709
Ukulele Lessons	16	12	16	8	0	-	7	4	0	8	63
Roller Skating Lessons, Beginning	60	28	40	8	24	16	36	56	28	33	296
Roller Skating Lessons, Intermediate	4	8	8	8	8	12	20	-	12	10	80
Lime Street Park Community Center											
Basic Dog Obedience	12	-	-	-	-	-	-	-	-	12	12
Child Self-Defense	84	144	105	21	64	-	32	64	120	79	634
Self-Defense	21	8	8	16	7	-	8	-	16	12	84

Not in session/season indicated by -

Does not include "Passive" participants such as spectators, patrons enjoying the parks, etc.

Active Participant Numbers - FY 2022-2023											
	July 2022	August 2022	Sept 2022	Oct 2022	Nov 2022	Dec 2022	Jan 2023	Feb 2023	Mar 2023	YTD Average	YTD Totals
Rick Novack Community Center											
Teen/ Adult Hip-Hop	15	25	12	-	20	12	0	0	-	12	84
A/Y Open Gym (VB)	132	114	128	107	109	76	119	76	-	108	861
Adult Open Gym (B)	15	26	18	9	20	9	120	14	-	29	231
Tap/Ballet	21	28	36	52	64	64	65	68	64	51	462
Belly Dance, Beginning	12	16	16	16	4	-	8	32	16	15	120
Belly Dance, Intermediate	-	8	20	12	4	-	8	12	-	11	64
Emerge Elite Basketball	17	-	-	-	-	-	-	-	-	17	17
Girls Volleyball	-	-	-	-	140	-	-	-	-	140	140
Jazz/Ballet	33	60	42	68	72	80	60	88	36	60	539
Karate, Beginning/Intermediate	153	176	176	160	191	196	192	204	180	181	1,628
Karate, Mini Tigers	116	158	84	80	144	128	96	112	128	116	1,046
Let's Dance!	32	44	48	40	-	-	36	28	16	35	244
Let's Dance! Private Lesson	0	0	1	-	-	-	0	0	0	0	1
Private Dance Lessons	-	-	-	-	-	-	0	8	8	5	16
Volleyball Training (1 day)	160	111	136	72	140	-	136	160	-	131	915
Volleyball Training (2 days)	152	171	160	160	180	-	160	160	-	163	1,143
Youth Open Gym (B)	20	9	23	11	34	27	16	27	-	21	167
Therapeutic Programs (ROD)											
Community Relief Supplies	1,305	1,207	1,095	1,183	914	707	803	727	1,076	1,002	9,017
Fun in the Sun at Lime Street Pool	292	-	-	-	-	-	-	-	-	292	292
Saturday Camp	80	100	112	88	75	87	124	43	54	85	763
Special Events	188	308	-	1,602	228	874	-	115	-	553	3,315
Sports	215	60	351	531	185	61	191	256	455	256	2,305
Hesperia Community Park											
Adult Softball Teams (Coed)	-	-	72	144	192	192	-	-	-	150	600
Adult Softball Teams (Mens)	-	-	96	240	288	288	-	-	-	228	912

Not in session/season indicated by -

Does not include "Passive" participants such as spectators, patrons enjoying the parks, etc.

Active Participant Numbers - FY 2022-2023											
	July 2022	August 2022	Sept 2022	Oct 2022	Nov 2022	Dec 2022	Jan 2023	Feb 2023	Mar 2023	YTD Average	YTD Totals
Timberlane Park											
Best Friends	-	140	152	136	180	144	140	160	126	147	1,178
Itty Bits	-	91	136	136	90	99	126	128	112	115	918
Kinder Kids M/W	-	84	105	176	180	160	147	192	154	150	1,198
Tiny Tots M/W	-	104	126	128	128	96	126	136	91	117	935
Tiny Tots T/Th	-	77	80	96	99	64	77	64	77	79	634
Facility Rental Guests											
Percy Bakker Community Center	1,510	1,230	550	1,010	850	1,510	1,170	580	430	982	8,840
Lime Street Park Community Center	445	4	270	730	600	470	420	530	740	468	4,209
Rick Novack Community Center	90	0	90	190	325	170	260	250	160	171	1,535
John Swisher Community Center	440	420	120	600	260	120	310	220	130	291	2,620
Field Rentals	258	582	618	662	362	348	634	648	699	535	4,811
Field/Facility User Participants											
HYFL/Hesperia Trojans	-	-	550	149	149	-	-	-	-	283	848
National Little League	397	397	255	255	255	-	-	-	388	325	1,947
American Little League	390	390	321	321	321	-	-	-	420	361	2,163
AYSO Soccer	617	617	759	759	759	-	-	-	868	730	4,379
Hesperia Wranglers	75	75	75	75	75	75	75	75	-	75	600
Special Events											
HD Pirate Faire		-	-	-	-	-	-	-	1,000	1,000	1,000
Movies in the Park	1,700	-	-	-	-	-	-	-	-	1,700	1,700
Bobcat's Summer Concert Series	-	1,800	-	-	-	-	-	-	-	1,800	1,800
Hesperia Days	-	-	20,000	-	-	-	-	-	-	20,000	20,000
Hesperia Days 5k	-	-	800	-	-	-	-	-	-	800	800
Hesperia Days Rodeo	-	-	3,000	-	-	-	-	-	-	3,000	3,000
Hot Rod Halloween	-	-	-	6,000	-	-	-	-	-	6,000	6,000
Veterans Day Ceremony	-	-	-	-	300	-	-	-	-	300	300
Christmas Tree Lighting Ceremony	-	-	-	-	-	4,000	-	-	-	4,000	4,000
TOTAL ACTIVE PARTICIPANTS	19,305	14,354	37,866	15,344	13,642	12,625	11,956	10,926	15,246	16,807	163,364


Not in session/season indicated by -

Does not include "Passive" participants such as spectators, patrons enjoying the parks, etc.

**HESPERIA RECREATION AND PARK DISTRICT
INTER-OFFICE MEMO**

DATE: MAY 3, 2023

PHONE: (760) 604-2234

FROM:  MICHAEL VARNER, ADMIN OPERATIONS MANAGER
Hesperia Recreation and Park District

TO: KYLE WOOLEY, GENERAL MANAGER
Hesperia Recreation and Park District

SUBJECT: MAINTENANCE REPORT FOR APRIL 2023

Listed below is a brief overview of maintenance completed in the month of April 2023.

Hesperia Civic Plaza Park

- Replaced two Falcon sprinklers
- Clean up after events

Epicentre

- Clean up around all buildings
- Sprayed weeds and weed abatement

Hesperia Community Park

- Graded dirt parking lots and filled in holes
- Replaced ¾" quick coupler valve
- Replaced two Rainbird 5000 sprinklers on northside
- Replaced five broken tree bubblers
- Women's restroom faucet removed for repair
- Replaced two 12" spray spinklers on north fields
- Replaced two 12" 5000 series sprinklers
- Field prep north fields

Hesperia Lake Park

- Cut and removed broken branch from tree in day use area
- Major graffiti removal in day use area
- Cut down two large pine trees in day use area
- Irrigation repairs and checks
- Repair of main water line and new shut off valve installed for equestrian area

- Main water line repair for John Swisher
- Installed two quick coupler valves in soccer field
- Brush hogged equestrian area
- Put in new plant material around waterfall
- Fire pits and BBQ's cleaned out
- Cleaning of stream
- Fisherman's restroom faucets repaired

Lime Street Park and Community Center

- Setup for events
- Toilet in men's restroom repaired
- Replaced latch at dog park
- Painted graffiti in all restrooms
- Fixed flag pole rope and replaced flag
- Replaced sprinkler on Field 4
- Repaired 1" quick coupler on north field
- Removal of fallen tree branches (chipper machine)
- Removed graffiti at skate park area

Live Oak Park

- Performed routine maintenance

Maple Park

- Graded field and south entrance area
- Replaced two Falcon sprinklers
- Repaired 3/4" irrigation lateral line
- Repaired 2" irrigation lateral line
- Repaired 1" lateral line

Malibu Park

- Graffiti removal inside restrooms
- Repainted inside of restroom

Percy Bakker Community Center

- Weed abatement

Park Center

- Weed removal and spraying

Palm Street Park/Rick Novack Community Center

- Set up for events
- Met with contractor regarding roof and gym floor repairs
- Replaced two sprinklers
- Replaced 6 pop-up sprinklers

Timberlane Park

- Irrigation repairs and checks
- Removal of graffiti
- Installed new sod in front grass area
- Restroom faucet repaired

Contracted Maintenance

- Focus more on LMD clean up
- Focus more on trimming and edging
- Focus more on trimming of trees, per contracted height

**HESPERIA RECREATION AND PARK DISTRICT
INTER-OFFICE MEMO**

DATE: APRIL 19, 2023

PHONE: (760) 244-5488

FROM: S Z SERGIO ZEPEDA, PARK RANGER
Hesperia Recreation and Park District

TO: KYLE WOOLLEY, GENERAL MANAGER
Hesperia Recreation and Park District

SUBJECT: MONTHLY RANGER REPORT, MARCH 2023

Activity	Reporting Month Quantity	Previous Month Quantity
Calls for Service	2	3
Community Contacts	76	200
<i>After Hours Contacts</i>	76	83
<i>Juvenile Contacts</i>	25	23
Assist Local Agency	2	5
Administrative Citation	5	1
Special Event(s)	0	0

Monthly Ranger Hours	130
Park Ranger Training Officer Hours	0
<i>Total Program Hours</i>	130

Additional Information: -

03/4-9/2023, Yosemite - Conference for California Park Rangers Association

03/08/2023, Maple Park, 19:59 - Park Ranger observed a vehicle without a disabled plate or placard displayed. Citation was issued.

03/09/2023, Lime Street Park, 20:21 – Park Ranger observed a vehicle parked in the loading zone. Driver was contacted and advised to move the vehicle.

03/15/2023, Hesperia Community Park, 18:45 – Park Ranger observed a vehicle without a disabled plate or placard displayed. Citation was issued.

03/17/2023, Hesperia Civic Plaza Park, 15:15 - Park ranger responded to the location reference to a physical altercation. Victim denied medical attention.

03/22/2023, Live Oak Park, 18:08 - Park Ranger observed an individual smoking near the playground and bathroom area. Citation was issued.

03/24/2023, Live Oak Park, 18:08 - Park Ranger observed an individual smoking near the playground area while children were present. Citation was issued.

03/27/2023, 19495 'T' Avenue, 19:45 - Park Ranger observed a vehicle without a disabled plate or placard displayed. Citation was issued.

03/31/2023, Rick Novack Community Center, 17:57 - Park Ranger was dispatched to the location to retrieve approximately six prescription bottles full of pills that were found by a park patron.

**HESPERIA RECREATION AND PARK DISTRICT
INTER-OFFICE MEMO**

DATE: April 15, 2023

PHONE: (760) 244-5488

FROM: ~~AN~~ AUDREY WILLIS, ADMINISTRATIVE ASSISTANT
Hesperia Recreation and Park District

TO: KYLE WOOLLEY, GENERAL MANAGER
Hesperia Recreation and Park District

SUBJECT: DISTRICT MARKETING UPDATE FOR MARCH 2023

Listed below is a brief overview of marketing-related items.

Website – The District’s website was visited 22,837 times (+3,203 from previous month, +1,695 from last year) during the month with a total of 14,708 unique people (+92 from previous month). A total of 16,168 website visits were conducted on mobile devices or tablets (+2,707 from previous month), which equates to 83% (+0.6% from last month) of our website traffic being conducted on mobile devices.

We can also track which city our website visitors are coming from:

1. Los Angeles	2,442 visits	6. San Diego	903 visits
2. Hesperia	2,029 visits	7. Apple Valley	490 visits
3. San Jose	1,513 visits	8. San Juan	194 visits
4. Victorville	1,305 visits	9. Las Vegas	160 visits
5. Location Unknown*	725 visits	10. San Bernardino	156 visits

*Location data was not captured due to visitors using a browser that doesn’t allow for analytics to determine its IP address.

The top five (5) webpages visited on the website were:

1. HUSD Student Calendar	6,385 pageviews (15.3%)
2. Homepage	6,143 pageviews (14.7%)
3. Hesperia Lake Park	5,081 pageviews (12.2%)
4. Youth & Adult Sports	2,901 pageviews (7%)
5. Power Play Center	1,768 pageviews (4.2%)

RecMail/Constant Contact – Staff continues to send out flyers/announcements via RecMail. Our number of RecMail registrants consists of 4,688 people (+3 from previous month).

News Releases – Staff continues to send out news releases to promote District programs and events. News Releases are available to view online at any time at <https://www.hesperiaparks.com/press-releases>.

Facebook – Staff continues to monitor the District’s Facebook account, posting flyers and information.

- @HesperiaParks, the District’s page, had 10,858 “followers” (+27 from previous month) from the top cities of Hesperia, Victorville, Apple Valley, Adelanto, and Oak Hills. 78% of our Facebook fans are female and 47% are in the 25-44 age range.
- @HesperiaLakePark, Hesperia Lake Park’s page, had 13,759 “followers” (+247 from previous month) from the top cities of Hesperia, Victorville, Apple Valley, Los Angeles, and San Bernardino. 53% are female and 27% are in the 25-44 age range.

Instagram – The following numbers were captured at the end of the month:

- @HesperiaParks Instagram page had a total of 2,696 followers (+136 from previous month) from the top cities of Hesperia, Victorville, Apple Valley, Oak Hills, and Adelanto. 68.3% of the followers were female and 47% were in the 25-44 age range.
- @TheRealHesperiaLakePark Instagram page had a total of 4,721 followers (+305 from previous month) from the top cities of Hesperia, Victorville, Apple Valley, Los Angeles, and San Bernardino. 72% of the followers were male and 70% were in the 25-44 age range.



HESPERIAPARKS.com