



**REGULAR JOINT MEETING OF THE HESPERIA RECREATION
AND PARK DISTRICT FOUNDATION COMMITTEE AND
HESPERIA AREA RECREATION DISTRICT FOUNDATION
BOARD MEMBERS AGENDA**

James Blocker *Chair*

Gary “Griz” Drylie *Vice Chair*

Carol Hill *Board Member*

Rebecca Daugherty *Board Member*

Amanda Gingerich *Board Member*

Kyle Woolley *General Manager*

HESPERIA RECREATION AND PARK DISTRICT

Thursday, November 16, 2023 – 6:00 p.m.

Lime Street Park Community Center, 16292 Lime Street, Hesperia, CA 92345

CALL TO ORDER

ROLL CALL

- a. Committee
- b. Foundation

FLAG SALUTE

MESSAGE TO THE PUBLIC/PUBLIC COMMENT

Welcome to this Joint Meeting of the Hesperia Recreation and Park District Foundation Committee and the Hesperia Area Recreation District Foundation Board Members. The Committee/Foundation encourages public participation. If you desire to address the Committee/Foundation on any Committee/Foundation related matter or item on the Agenda, you are asked to please fill out one of the speaker forms in the back of the meeting room and turn it in to the presiding officer. When called upon, please come forward, and state your name and address, if you wish, before addressing the Committee/Foundation. Please limit your comments to five minutes per speaker.

Please note that if you address the Committee/Foundation on items NOT on the Agenda, the Brown Act does not allow discussion of such items. Therefore, the Committee/Foundation may only do the following: refer the matter to staff, ask for additional information, request a report back, or give a very limited factual response.

COMMUNICATIONS

DISCUSSION/ACTION ITEMS

- a. Approval of October 26, 2023, Meeting Minutes
- b. Approval of 2024 Meeting Schedule
- c. HARD Foundation Mission and Vision Statements

- d. HARD Foundation Logo
- e. Event Ad Hoc Committee Update
- f. Preservation Committee Update

DISTRICT FOUNDATION COMMITTEE

- a. District Board Report
- b. Comments

STAFF REPORTS

- a. Programs/Events/Activities Handouts
- b. Comments

FOUNDATION CHAIR'S COMMENTS

FOUNDATION BOARD MEMBERS' COMMENTS

ADJOURNMENT

It is the intent of the Hesperia Recreation and Park District to comply with the Americans with Disabilities Act (ADA) in all respects. If, as an attendee or a participant at this meeting, you will need special assistance beyond what is normally provided, the Hesperia Recreation and Park District will attempt to accommodate you in every reasonable manner. Please contact the District Office at (760) 244-5488, at least 48 hours prior to the meeting, to inform us of your particular needs and determine if accommodation is feasible. Please advise us at that time if you will need accommodations to attend or participate in meetings on a regular basis.

Meeting documents can be reviewed by the public at the District Office, 16292 Lime Street, Hesperia, CA, Monday through Friday, 8:30 a.m. to 5:00 p.m.

**REGULAR JOINT MEETING OF THE
HESPERIA RECREATION AND PARK DISTRICT
AND THE
HESPERIA AREA RECREATION DISTRICT FOUNDATION BOARD MEMBERS
Thursday, October 26, 2023 - 6:00 p.m.
Lime Street Park Community Center
16292 Lime Street, Hesperia, CA 92345**

MINUTES

CALL TO ORDER

Meeting was called to order at 6:01 p.m. by Chair Member Blocker.

ROLL CALL

Committee: Gonzalez, Roberts
Foundation: Drylie, Blocker, Hill, Daugherty
District Staff: Woolley, Garcia, Chavez, Hauser
Other: None

FLAG SALUTE

Member Daugherty led the flag salute.

MESSAGE TO THE PUBLIC/PUBLIC COMMENT

None

COMMUNICATIONS

None

DISCUSSION/ACTION ITEMS

a. Approval of August 24, 2023, Meeting Minutes

1. Motion made by Member Daugherty to approve the minutes, seconded by Vice Chair Member Drylie. The motion passed by the following vote:

AYES: Blocker, Hill, Daugherty, Drylie

NOES: None

ABSENT: Gingerich

ABSTAIN: None

b. Rick Novack High School Scholarship

1. Ms. Hauser presented the Board with a five-year report and potential timeline for the upcoming scholarship, number of seniors by school, and the application.
2. The Board agreed to visit the schools to increase awareness of the scholarship opportunity.
3. Ms. Hauser requested moving to digital application packets.

c. HARD Foundation Mission and Vision Statements

1. Mr. Woolley provided examples and suggested the Board take them home to review and communicate via email on updates and suggestions.

d. HARD Foundation Logo

1. Mr. Woolley provided examples and suggested the Board take them home to review and communicate via email on updates and suggestions.

e. Relocation of Corrals/Stables at Hesperia Lake Park

1. Chair Member Blocker suggested moving the corrals near the arena at Hesperia Lake Park to provide more room for vendors. The Board agreed and wants to ensure the Hesperia Wranglers are involved.

f. Event Ad Hoc Committee Update

1. Mr. Woolley provided a recap of the Event Committee meeting held on October 16th, including the Hesperia Days/Rodeo, Hesperia Fall Festival and Car Show, Veterans Day Ceremony, Christmas Tree Lighting Ceremony, Volunteer Dinner, Volunteer Policy/Fundraising Policy, and 2024 events.

g. Preservation Committee Update

1. Vice Chair Member Drylie reported on the following: Shirts; Donations; Classic HARD Foundation button; Harrison Exhibit Center sign; Scale model progress; Cameras; Videos; and the restoration of the fire truck.
2. Member Hill suggested contacting the fire department when the restoration begins, and the museum curator in Apple Valley regarding the Indian artifacts.

h. Hesperia Days/Rodeo Update

1. Mr. Woolley presented the numbers to date.
2. Member Daugherty inquired about the separation of the Rodeo money from the rest of Hesperia Days. She added that the community appreciated that the event was affordable.
3. Chair Member Blocker commented that everyone was great and helpful. We need to try to get the bleachers through a grant. They may be a good investment to be worked into the budget. He thanked Member Daugherty for her help.

i. December 14, 2023, HARD Foundation Meeting Reminder

1. The Board was reminded of the December meeting that was scheduled upon the 2023 meeting schedule approval in November of 2022.

j. HARD Foundation By-Laws Discussion

1. Mr. Woolley highlighted the volunteer policies. Moving forward, he suggested the Board set goals, how to attain, and how much funding is needed, including the Rick Novack High School Scholarship.
2. Chair Member Blocker suggested the Board review it at home, take notes, and communicate suggestions.
3. Vice Chair Member Drylie inquired about setting up online donations.

DISTRICT FOUNDATION COMMITTEE

a. District Board Report

1. Director Gonzalez reported the District Board moved to two regular meetings a month, and the Board requested the right staff at each meeting. The Board approved the purchase of tractor attachments and two rough-terrain vehicles. They are pushing toward bringing back maintenance workers and getting them equipment. They are following up on contract maintenance. The Board discussed their compensation policy, the Hesperia Lake Park agreement, and surplus policy. They approve the surplus of vehicles and equipment, and had a workshop on projects.
2. Vice President Roberts reported that the District didn't get the Park Ranger grant, and received a presentation on that.

b. Comments

1. Member Daugherty commented on the Board's pictures on the wall.
2. Vice Chair Member Drylie expressed that the mural at Hesperia Lake Park is great.

STAFF REPORTS

a. Programs/Events/Activities Handouts

1. Mr. Woolley highlighted the following: Hercules Center roof; Fire suppression; Updating safety features; Lot cleanup at Maple Park; Geotechnical surveying at Timberlane Park and Palm Street Park; Splashpad, restrooms, and dog park at Palm Street Park; Dog park and skate park at Timberlane Park; Rick Novack Community Center Gym room and floor; Lighting and HVAC updates; and the Datura house.

b. Comments

1. Vice Chair Member Drylie inquired about the drainage by the Datura house.
2. Chair Member Blocker inquired about the insurance pay for the floor.

FOUNDATION CHAIR'S COMMENTS

- a. Chair Member Blocker is already looking for volunteers for next year's rodeo. He still wants to do Oktoberfest and a haunted house. Hopefully having more volunteers will allow him time to work on other fall events.

FOUNDATION MEMBERS' COMMENTS

- a. Member Hill thanked everyone. She inquired about the weekend's Fall Festival and Car Show and is willing to help if needed.
- b. Member Daugherty is staying busy with Calico Days and Oro Grande Days.
- c. Vice Chair Member Drylie had an event at the John Swisher Community Center and Hesperia Lake Park. Staff was helpful, though he suggested LED lighting on the outside of the facility, do's and don'ts for rentals, maintenance to the split system in the south room, and a hand washing sink in that room.

ADJOURNMENT - Meeting was adjourned at 7:38 p.m.

DRAFT

2024 HARD FOUNDATION MEETING DATES

DATE	TIME	LOCATION
January 25, 2024	6:00 PM	Lime Street Park Community Center
February 22, 2024	6:00 PM	Lime Street Park Community Center
March 28, 2024	6:00 PM	Lime Street Park Community Center
April 25, 2024	6:00 PM	Lime Street Park Community Center
May 23, 2024	6:00 PM	Lime Street Park Community Center
June 27, 2024	6:00 PM	Lime Street Park Community Center
July 25, 2024	6:00 PM	Lime Street Park Community Center
August 22, 2024	6:00 PM	Lime Street Park Community Center
September 26, 2024	6:00 PM	Lime Street Park Community Center
October 24, 2024	6:00 PM	Lime Street Park Community Center
*November 21, 2024	6:00 PM	Lime Street Park Community Center
December	Dark - No Meeting Scheduled	







*Meeting held on the 3rd Thursday due to holiday.

November 2023

Sun	Mon	Tue	Wed	Thu	Fri	Sat
			1	2	3	4 
5	6	7	8 6:00 pm District Board Meeting	9	10 Veterans Day Observed <i>District Offices Closed</i>	11 11:00 am Veterans Day Ceremony <i>Hesperia Lake Park</i>
12	13 5:30 pm Event Ad Hoc Committee Meeting	14 5:15 pm Personnel Committee Meeting	15	16 3:30 pm Safety, Security, & Maintenance Meeting 6:00 pm Foundation Meeting	17 3:30 pm Historical Preservation Committee Meeting	18
19	20 6:00 pm ASBCSD YVWD's Crystal Creek Facility <i>Yucaipa</i>	21	22	23 Thanksgiving <i>District Offices Closed</i> 	24 Thanksgiving Holiday <i>District Offices Closed</i>	25
26	27	28	29 6:00 pm District Board Meeting	30 		



December 2023

Sun	Mon	Tue	Wed	Thu	Fri	Sat
3	4	5	6	7 5:00 pm Christmas Tree Lighting Ceremony <i>Hesperia Civic Plaza Park</i>	1/8	2/9 
10	11	12	13 6:00 pm District Board Meeting	14 6:00 pm Foundation Meeting	15	16
17 	18	19	20	21 3:30 pm Safety, Security, & Maintenance Meeting	22 3:30 pm Historical Preservation Committee Meeting	23
24 Christmas Eve	25 Christmas Day <i>District Offices Closed</i>	26 Winter Kids Kamp Christmas Eve Observed <i>Administrative District Office Closed</i>	27 Winter Kids Kamp <i>Administrative District Offices Closed</i>	28 Winter Kids Kamp <i>Administrative District Offices Closed</i>	29 Winter Kids Kamp <i>Administrative District Offices Closed</i>	30
31 New Years Eve						

January 2024

Sun	Mon	Tue	Wed	Thu	Fri	Sat
	1 New Years Day <i>Administrative District Offices Closed</i>	2 New's Years Eve Observed <i>Administrative District Offices Closed</i>	3	4	5	6
7	8	9	10 6:00 pm District Board Meeting	11	12	13
14	15 Martin Luther King Jr. Day <i>Administrative District Offices Closed</i>	16	17	18 3:30 pm Safety, Security, & Maintenance Meeting	19 3:30 pm Historical Preservation Committee Meeting	20
21	22	23	24 6:00 pm District Board Meeting	25 6:00 pm Foundation Meeting	26	27
28	29	30	31			



THANK YOU

Sarah,

Thank you for bringing us
back to Hesperia. We had such
a great time and we truly
appreciate you choosing us and
we look forward to working
with you again.

Darryl
Southbound & Co.

DAILY PRESS

LOCAL

Hesperia Fall Festival & Car Show draws large crowd, trick or treaters

Published 12:15 p.m. PT Oct. 30, 2023



The Hesperia Fall Festival & Car Show was held on Saturday, Oct. 28, 2023 at Hesperia Lake Park. The event was hosted by Hesperia Parks and Recreation, El Dorado Broadcasters and Wicked Kustomz Car Club.

Alexis Miller







DAILY PRESS

NEWS

Hesperia Farmers Market kicks off Halloween festivities in the High Desert

Alexis Miller

Published 11:27 a.m. PT Oct. 16, 2023



Hesperia Farmers Market kicked off Halloween celebrations on Saturday with Slithers and Crawls reptile exhibit. An array of small businesses were also at the farmers market selling locally made products.

Alexis Miller







INLAND EMPIRE

October 2023

The Magazine of Artful Living

300 TOP EMPLOYERS & BEST PLACES TO WORK

PARDIS MAHDAVI, PRESIDENT,
University of La Verne

HESPERIA CA 92340-1055
PO BOX 401055

ALEC

HESPERIA GOLF & COUNTRY CLUB
8/1/2023

P4 P46 3-DIGIT 923

BREAST CANCER AWARENESS

An IE Couple
Goes All Out

VINE & DINE

Winery Restaurants
& New Releases

THE TOP 300 EMPLOYERS

We crunched the numbers to come up with our annual list of
major employers in the Inland Empire.





Who are the biggest employers in the Inland Empire? Each year, we embark on a quest to find out, checking with employers themselves, contacting the cities and other public agencies, and reviewing public records to get the most current numbers possible. It's not an easy task because businesses tally their numbers differently, and not everyone wants to share information. Still, we've come up with a list that breaks down employment figures by city, with some additional private and public entities. The top 10 employers by city is based on each city's most recent Annual Comprehensive Financial Reports (ACFR). Cities that did not list their principal employers in the ACFR are not included in the city list.

Barstow

1. Ft. Irwin National Training Center.....	8900
2. BNSF Railroad.....	1000
3. Marine Corps Logistics Base.....	942
4. Barstow Unified School District.....	666
5. Outlets at Barstow.....	498
6. Vertex.....	400
7. Barstow Community Hospital.....	382
8. Barstow Community College.....	358
9. Walmart Supercenter.....	323
10. Silver Valley School District.....	300

Chino

1. Chino Valley Unified School District.....	1000+
2. Walmart Fulfillment Center.....	1000+
3. Fed Ex Ground Package Systems, Inc.....	1000+
4. California Institution for Men.....	1000+

5. Amazon.com Services Inc. (Merrill).....	500+
6. California Institution for Women.....	500+
7. Amazon.com Services, Inc. (Euclid).....	500+
8. Chino Valley Medical Center.....	500+
9. City of Chino.....	500+
10. Hussman Corporation.....	500+

Chino Hills

1. Chino Valley Unified School District.....	948
2. Costco.....	333
3. Kaiser Permanente Laboratory.....	326
4. City of Chino Hills.....	245
5. Albertson's.....	236
6. Lowe's.....	235
7. Boys Republic.....	220
8. Chino Valley Fire District.....	144
9. Western Waterworks.....	136
10. Harkins Theatres.....	131

Colton

1. Arrowhead Regional Medical Center.....	3874
2. Colton Joint Unified School District.....	2322
3. Walmart Distribution Center.....	1100
4. Lineage Logistics.....	555
5. County of San Bernardino.....	383
6. Walmart SuperCenter.....	350
7. Ashley Homestore Outlet.....	330
8. City of Colton.....	291
9. Reche Canyon Rehabilitation & Health.....	255
10. Stater Bros.....	225

Corona

1. Corona-Norco Unified School District.....	4807
2. Corona Regional Medical Center.....	1096
3. Fender USA.....	960
4. Monster Energy.....	900
5. City of Corona.....	824
6. TWR Framing Enterprises.....	725
7. All American Asphalt.....	650
8. Veg Fresh Farms.....	629
9. Kaiser Permanente.....	450
10. Thermal Structures.....	404

Eastvale

1. Amazon Fulfillment Center.....	6318
2. Walmart Distribution Center.....	989
3. Corona-Norco Unified School District.....	973
4. Costco.....	307
5. Ingram Micro.....	305
6. Grainger Distribution Center.....	251
7. Home Depot.....	235
8. Komar Distribution Services.....	163
9. Albertson's.....	100
10. Kohl's Department Store.....	82

REGIONALLY SPEAKING...

Below are regionwide figures for some of the IE's major employers, plus figures for several major employers that did not appear on city lists.

PRIVATE

Amazon Fulfillment Centers.....	40,000+
Loma Linda University Health.....	19,846
Stater Bros. Markets.....	18,000+
Kaiser Permanente.....	17,551
San Manuel Band of Mission Indians.....	7200
Claremont Colleges.....	3600
Morongo Casino Resort & Spa.....	2000+
The Roman Catholic Diocese, San Bernardino.....	1858
LifeStream.....	400+
Montclair Hospital Medical Center.....	300

PUBLIC

County of Riverside.....	24,290
County of San Bernardino.....	21,480
U.S. Marine Corps Air Ground Combat Center, Twentynine Palms.....	12,000+
Riverside University Health System.....	8000+
VA Loma Linda Health Care System.....	3299
Inland Empire Health Plan.....	3000
Patton State Hospital, San Bernardino.....	2380
Riverside County Office of Education.....	1700
San Bernardino Community College District.....	1500
Mt. San Jacinto Community College District.....	1031
OmniTrans, San Bernardino.....	515

Sources: cities, companies, public agencies. Some companies declined to state or verify their number of employees.



Fontana

1. Kaiser Permanente	7642
2. Fontana Unified School District	6665
3. Amazon.com Services LLC	3145
4. Target Stores	1788
5. Kaiser Foundation Hospitals	1783
6. St. Bernardine Medical Center	1775
7. Walmart Distribution Center #6060 Drop	1034
8. City of Fontana	992
9. Walmart Distribution Center #6060	973
10. Saia Motor Freight Line LLC	402

Hemet

1. Hemet Unified School District	3092
2. Physicians for Healthy Hospitals	1102
3. County of Riverside	713
4. Walmart Supercenter	372
5. City of Hemet	261
6. Gosch Auto Group	256
7. Village Healthcare Retirement	212
8. American Medical Response	210
9. Forest River, Inc.	198
10. Home Depot	195

Hesperia

1. Hesperia Unified School District	2910
2. County of San Bernardino	547
3. Walmart	425
4. Stater Bros. Markets	331
5. Super Target	275
6. Arizona Pipeline Company	226
7. City of Hesperia	166
8. In-N-Out	161
9. Robar Ent/Hi Grade Material	135
10. Hesperia Recreation & Park District	130

Indio

1. Desert Sands Unified School District	2765
2. County of Riverside	1211
3. Fantasy Springs Resort Casino	1148
4. John F. Kennedy Memorial Hospital	728
5. Walmart Supercenter	404

6. City of Indio	245
7. Riverside Superior Court	156
8. Ralphs	146
9. Indio Nursing & Rehabilitation Center	146
10. Fiesta Ford	140

La Quinta

1. Desert Sands Unified School District	2862
2. La Quinta Resort & Club/PGA West	1400
3. Walmart Supercenter	300
4. Costco	297
5. Home Depot	181
6. Lowe's Home Improvement	150
7. Imperial Irrigation District	132
8. Target	132
9. Vons	104
10. Stater Bros. Markets	90

La Verne

1. University of La Verne	1870
2. Gilead Sciences	911
3. Metropolitan Water District	400
4. Bonita Unified School District	363
5. Brethren Hillcrest Homes	300
6. City of La Verne	266
7. Target	215
8. Vons	150
9. Stater Bros.	80
10. Novipax	78

Lake Elsinore

1. Lake Elsinore Unified School District	2541
2. M & M Framing	516
3. Stater Bros. Markets	347
4. Costco Wholesale	312
5. Walmart Super Store	295
6. Lake Elsinore Hotel & Casino	240
7. Riverside County Dept. of Social Services	206
8. Elsinore Valley Municipal Water District	163
9. Home Depot	160
10. City of Lake Elsinore	141

Menifee

1. Menifee Union School District	1290
2. Mt. San Jacinto Community College District	1031
3. Romoland Elementary School District	544
4. Target	417
5. Menifee Global Medical Center	365
6. Stater Bros. Markets	362
7. City of Menifee	312
8. United Parcel Service	248

9. Southern California Edison	220
10. Texas Roadhouse	200

Moreno Valley

1. March Air Reserve Base	6500
2. Amazon	6346
3. Riverside University Health System, Medical Center	4275
4. Moreno Valley Unified School District	3536
5. Ross Distribution Center	1822
6. Harbor Freight Tools	1250
7. Kaiser Permanente	1099
8. United Natural Foods	674
9. Val Verde Unified School District	649
10. Procter & Gamble	632

Murrieta

1. Murrieta Valley Unified School District	2273
2. Rancho Springs Medical Center	1569
3. Loma Linda University Medical Center	1204
4. County of Riverside	890
5. Target	416
6. City of Murrieta	401
7. Walmart	324
8. Oak Grove Center	320
9. The Springs Health and Rehab Center	204
10. Murrieta Health & Rehab Center	169

Norco

1. Naval Surface Warfare Center	1895
2. Corona-Norco Unified School District	1231
3. California Rehabilitation Center	1004
4. Riverside Community College (Norco)	465
5. Quick Crete Products Corp.	179
6. Target	179
7. Winco Foods, LLC	134
8. Stater Bros Markets	112
9. Hemborg Ford	100
10. E-Z Up Instant Shelters	96

Ontario

1. United Parcel Service	5000+
2. Workforce Personnel, Inc.	5000+
3. City of Ontario	1260
4. Ontario-Montclair Elementary School District	1000+
5. Chaffey Joint Union High School District	1000+
6. Fed Ex	500+
7. OVC Ontario	500+
8. Auto Zone	500+
9. Home Depot	500+
10. Cardenas Markets, LLC	500+



Palm Desert

1. JW Marriott Desert Springs Resort	2304
2. Universal Protection Services	1500
3. Securitas-Security Service USA	700
4. Avida Caregivers	550
5. Organization of Legal Pros	501
6. Sunshine Landscape	500
7. Costco	250
8. Bighorn Golf Club	250
9. Yellow Cab of Desert	160
10. Whole Foods Market	150

Palm Springs

1. Palm Springs Unified School District	2584
2. Desert Regional Medical Center	2459
3. Agua Caliente Casino	547
4. City of Palm Springs	470
5. Walmart	387
6. Margaritaville Resort	251
7. Home Depot	220
8. Lowe's	152
9. Ace Hotel & Swim Club	114
10. Hilton Palm Springs Resort	108

Perris

1. Ross Stores Inc.	2193
2. Val Verde Unified School District	1493
3. Perris Union High School District	1106
4. Lowe's CA Regional Distribution Center	926
5. Home Depot Distribution Center	905
6. NFI Industries	612
7. Perris Elementary School District	701
8. Eastern Municipal Water District	600
9. Walmart Supercenter	430
10. C R & R Waste	238

Pomona

1. Pomona Valley Hospital Medical Center	3976
2. Pomona Unified School District	3879
3. California State Polytechnic University	2659

4. Casa Colina Hospital and Centers for Healthcare	1025
5. City of Pomona	598
6. Laretta LLC	395
7. Inland Valley Care & Rehab	350
8. Mount San Antonio Gardens	348
9. Park Avenue Healthcare & Wellness	335
10. Fairplex LA County Fair	200

Rancho Cucamonga

1. Etiwanda School District	1194
2. Inland Empire Health Plan	1180
3. Chaffey Community College	1100
4. West Valley Detention Center	1100
5. Frito Lay	949
6. Alta Loma School District	800
7. Central School District	715
8. City of Rancho Cucamonga	560
9. Amphastar Pharmaceutical	550
10. National Community Renaissance	500

Redlands

1. ESRI	2713
2. Redlands Unified School District	2355
3. Redlands Community Hospital	1700
4. Beaver Medical Group	1027
5. Amazon Fulfillment Center	800
6. University of Redlands	524
7. City of Redlands	460
8. Terracina Post Acute	260
9. Loma Linda University Behavioral Medicine Center	256
10. Home Depot	247

Rialto

1. Rialto Unified School District	2500+
2. Chuze Fitness	500+
3. City of Rialto	250+
4. Amazon Fulfillment Center	250+
5. Stater Bros. Markets	250+
6. Walmart Supercenter	250+
7. Vista Cover Care at Rialto	100+
8. Columbia Steel Inc.	100+
9. Forest River Inc.	100+
10. Mesa Counseling Services	100+

Riverside

1. County of Riverside	24,290
2. March Air Reserve Base	9600
3. University of California, Riverside	8593
4. Kaiser Permanente	5846
5. Riverside Unified School District	5003

6. California Baptist University	4384
7. Riverside Community Hospital	2387
8. City of Riverside	2336
9. Riverside Community College District	2100
10. Alford Unified School District	1898

San Bernardino

1. County of San Bernardino	21,480
2. Stater Bros	18,000+
3. San Bernardino City Unified School District	6400
4. California State University, San Bernardino	2334
5. San Bernardino County Sheriff	1173
6. Arrowhead Regional Medical Center	1000+
7. Environmental Systems Research	1000+
8. Inland Empire Health Plan	1000+
9. Kaiser Permanente	1000+
10. City of San Bernardino	1000+

Temecula

1. Temecula Valley Unified School District	3000
2. Abbott Laboratories	1500
3. Temecula Valley Hospital	1009
4. Milgard Manufacturing Inc	515
5. Walmart	500
6. Costco	500
7. Southwest Traders Inc	484
8. FFF Enterprises	366
9. Macy's	295
10. Temecula Valley Winery Management	274

Upland

1. San Antonio Regional Hospital	2346
2. Upland Unified School District	1037
3. Lewis Group	700
4. Home Depot	350
5. Walmart	315
6. Upland Rehabilitation & Care Center	291
7. Target	265
8. City of Upland	255
9. Holliday Rock Co. Inc.	250
10. VCI Construction	227

**HESPERIA RECREATION AND PARK DISTRICT
INTER-OFFICE MEMO**

DATE: *l.s.* October 24, 2023

PHONE: (760) 244-5488

FROM: LUKE SARTI, RECREATION PROGRAM COORDINATOR
Hesperia Recreation and Park District

TO: KYLE WOOLLEY, GENERAL MANAGER
Hesperia Recreation and Park District

SUBJECT: AQUATICS UPDATE FOR SEPTEMBER, 2023

Lime Street Park Pool – Open Swim, September 2 – September 4

- 7 participants (-590 from last month, no program offered previous year)

Pool Rentals – September

- 1 rental (same from previous month, same from previous year)
- 50 participants (-30 from previous month, no program offered previous year)

Youth Sports Agreement, Desert Aquatics Pool Use – Desert Aquatics partners with the District to utilize Lime Street Pool to condition and train swim team participants in the High Desert. Desert Aquatics uses the facility six times a week, Monday through Saturday, from approximately 7:45 – 11:45 a.m. and has, on average, 70 youth in the pool daily.

**HESPERIA RECREATION AND PARK DISTRICT
INTER-OFFICE MEMO**

DATE: October 15, 2023

PHONE: (760) 244-5488

FROM: ~~SA~~ SARAH HAUSER, RECREATION MANAGER
Hesperia Recreation and Park District

TO: KYLE WOOLLEY, GENERAL MANAGER
Hesperia Recreation and Park District

SUBJECT: HESPERIA LAKE REPORT FOR SEPTEMBER 2023

HESPERIA LAKE

- Anglers - Total: 1,817 (-37 from previous month, +77 from last year)
 - Day: 1,050 (+233 from previous month, -415 from last year)
 - Night: 336 (-333 from previous month, No night fishing last year)
 - Child Night: 10 (-22 from previous month, No night fishing last year)
 - Child: 197 (+36 from previous month, +30 from last year)
 - Senior: 140 (+31 from previous month, +49 from last year)
 - Military discount: 84 (+18 from previous month, +3 from last year)
 - Passes redeemed: 19 (+14 from previous month, +15 from last year)
 - Punch cards sold: 1 (+1 from previous month, +1 from last year)
- Fish caught - Total: 932 (-316 from previous month, +240 from last year)
 - Catfish: 901 (-315 from previous month, +68 from last year)
 - Trout: 0 (same as last month, same as last year)
 - Tilapia: 31 (-1 from previous month, -135 from last year)
- Group picnic rentals: 6 (+4 from previous month, -6 from last year)
- Picnic participants: 500 (+400 from previous month, -400 from last year)
- Campsites rented: 214 (-87 from previous month, +5 from last year)
- Campers: 634 (+238 from previous month, +100 from last year)
- Equestrian campsites rented: 8 (+8 from last month, +8 from last year)
- Equestrian campers: 39 (+39 from last month, +39 from last year)
- Group campsites: 1 (same as previous last month, -2 from last year)
- Group campers: 20 (+9 from last month, -21 from last year)
- Store transactions: 15,050 (+3,455 from previous month, +1,340 from last year)

HESPERIA WRANGLERS


- 09/09/2023 – Gymkhana: 50 participants and 100 spectators

SH/ar

**HESPERIA RECREATION AND PARK DISTRICT
INTER-OFFICE MEMO**

DATE: October 15, 2023

PHONE: (760) 244-5488

FROM:  SARAH HAUSER, RECREATION MANAGER
Hesperia Recreation and Park District

TO: KYLE WOOLLEY, GENERAL MANAGER
Hesperia Recreation and Park District

SUBJECT: RECREATION UPDATE FOR SEPTEMBER 2023

Listed below is a brief overview of recreation-related items.

YOUTH SPORTS

Summer Youth Basketball

- For ages 5-17
- Registered Participants: 348 (-21 from the 2022 summer season)
- Teams participate in one practice and one game per week
- Practices and games are held at the Epicentre and the Power Play Center
- Season runs July through September
 - Participants limited due to the Rick Novack Gym closure

ADULT SPORTS

Pickleball

- Tuesday & Thursday evenings, 6:00 - 9:00 p.m.: 228 participants (-75 from previous month)

Men's and Coed Summer Adult Softball

- Men's: 10 teams (+1 from Spring Season), 288 participants
- Coed: 5 teams (same as Spring Season), 120 participants

PROGRAMS

Epicentre

- Teen Center participants: 238 (+20 from previous month)

Power Play Center

- Open Skate participants: 385 (+117 from previous month)
- Power Play skate parties: 9 (+4 from previous month)
- Party Rental participants: 381 (+263 from previous month)

Rick Novack Community Center

- Open gym adult & youth volleyball participants: Closed
- Open gym youth basketball participants: Closed

- Open gym adult basketball participants: Closed
 - These activities were closed due to damage to the Rick Novack Gym floor caused by the winter storm

FIELD RENTALS

Hesperia Community Park

- Drillers rented one field two times for baseball practice: 24 participants
- Firecrackers rented one field two times for softball practice: 24 participants

Live Oak Park

- Rancho Challenge FC rented one field six times for soccer practice: 300 participants
- DCSC rented one field seven times for soccer practice: 210 participants

Hesperia Lake Park Soccer Field

- Elite Soccer rented one field three times for adult soccer games: 360 participants
- Bible Baptist Church rented one field three times for flag football: 120 participants

HARRISON EXHIBIT CENTER

- Visitors: 12 (-10 from previous month)
- Facebook
 - Members: 422 (+214 from previous month)
 - Posts/Comments: 123 (+111 from previous month)
- Geocache visits: 14 (+4 from previous month)

ROCK'N OUR DISABILITIES

- Food Pantry/Distribution handed out to the community: 1,512 participants (+269 from the previous month)
- Karate: 77 participants (+44 from previous month)
- Dance Class: 62 participants (+40 from previous month)
- Motion & Fitness: 17 participants (+10 from previous month)
- Yoga/Thai Energy & Motion: 0 participants (-4 from previous month)
- Saturday Camp: 141 participants (-18 from previous month)
- Parent Support Group: 2 participants (+1 from previous month)
- Basketball: 335 participants (new this month)

Special Events

- Learning Center – Art Camp: 8 participants
- Learning Center – Lego Camp: 8 participants
- Learning Center – Beads & Things: 5 participants
- Field Trips/Soaring Eagles/Movies: 72 participants

VOLUNTEER HOURS

- September: 166 hours
- Year to date: 1,679 hours

HD BMX

- Rider Count: 201 (+84 from previous month)

USER GROUPS

Youth Sports Partners

- AYSO Soccer, Spring Season: 1,014 participants (+397 from Fall 2022 season)
- National Little League, Fall Season: 264 participants (+9 from Fall 2022 season)
- American Little League, Spring Season: 325 participants (+4 from Fall 2022 season)
- HYFL/Hesperia Trojans: 143 participants (-6 from 2022 season)

Percy Bakker Community Center

- Barstow Nutrition: 776 participants (-113 from previous month)
- Pinochle: 6 participants (same as previous month)
- Pool: 223 participants (same as previous month)
- Desert Winds Quilters: 55 participants (-7 from previous month)
- Garden: 40 participants (+40 from previous month)
- Quilters Piece Corp: 106 participants (+8 from previous month)
- Seniors with Inquiring Minds: 152 participants (-51 from previous month)
- Greater High Desert Chamber of Commerce: 60 participants (-115 from previous month)

Meetings with User Groups, Co-sponsorship Groups, or Exclusive Groups

- None

CONTRACT CLASSES

- 32 active monthly contract classes serving 449 participants (+106 from previous month)
 - Volleyball lessons cancelled due to damage to the Rick Novack Gym floor caused by the winter storm

SPECIAL EVENTS

Hesperia Days – Hesperia Lake Park

- 9/16/2023 – 20,000 participants (same as last year)

Hesperia Days 5K Run/Walk/Skate – Percy Bakker Center

- 9/16/2023 – 1,000 participants/spectators (+22 from previous year)

Hesperia Days Rodeo – Hesperia Lake Park

- 9/16/2023 – 3,000 participants (+1,500 from previous year)
- 9/17/2023 – 2,000 participants (+500 from previous year)

Dieciseis de Septiembre – Hesperia Lake Park

- 9/17/2023 – 6,500 participants (new event this year)

**HESPERIA RECREATION AND PARK DISTRICT
INTER-OFFICE MEMO**

DATE: October 20, 2023

PHONE: (760) 244-5488

FROM: *JT* JUDY TRENHOLM, EXECUTIVE ASSISTANT AGM
Hesperia Recreation and Park District

TO: KYLE WOOLLEY, GENERAL MANAGER
Hesperia Recreation and Park District

SUBJECT: FACILITY RENTAL UPDATE FOR SEPTEMBER 2023

Percy Bakker Community Center: 9 rentals (+4 from previous month, +5 from last year)

Total Participation: 1,120

Lime Street Community Center: 2 rentals (-3 from previous month, same as last year)

Total Participation: 330

Rick Novack Community Center: 3 rentals (same as previous month, +1 from last year)

Total Participation: 190

John Swisher Community Center: 4 rentals (+1 from previous month, same as last year)

Total Participation: 265

Active Participant Numbers - FY 2023-2024					
	July 2023	August 2023	Sept 2023	YTD Average	YTD Totals
Aquatics					
Open Swim, Patrons	2,428	597	7	1,011	3,032
Swimming Lessons	187	30	-	109	217
Pool Party Rental Participants	374	30	50	151	454
Desert Aquatics	65	65	70	67	200
Programs					
Kids Kamp	206	134	-	170	340
Hesperia BMX					
Number of Participants	140	117	201	153	458
Epicentre					
A2R Basketball Performance (5-6)	4	12	12	9	28
A2R Basketball Performance (7-9)	60	64	60	61	184
A2R Basketball Performance (10-12)	40	40	40	40	120
A2R Basketball Performance (13-17)	16	24	16	19	56
Open Center	-	-	-	-	-
Hip-Hop	64	75	60	66	199
Parent & Me Ballet	68	52	80	67	200
Harrison Exhibit Hall					
Visitors	7	8	12	9	27
Hesperia Lake Park					
Fishing	2,339	1,854	1,817	2,003	6,010
Picnic Participants	550	100	500	383	1,150
Number of Campers	394	396	634	475	1,424
Group Campers	18	11	20	16	49
EQ Campers	0	0	39	13	39

Not in session/season indicated by -

Does not include "Passive" participants such as spectators, patrons enjoying the parks, etc.

Active Participant Numbers - FY 2023-2024

	July 2023	August 2023	Sept 2023	YTD Average	YTD Totals
Percy Bakker Community Center					
Senior Nutrition	745	889	776	803	2,410
Pinochle	12	6	6	8	24
Fitness and Fun Monthly	-	80	96	-	-
Fitness and Fun (Walk-in)	90	116	60	89	266
Pool	223	223	223	223	669
Garden Club	56	-	40	48	96
Quilters	144	98	106	116	348
Line Dancing	-	32	40	-	-
S.W.I.M./Senior With Inquiring Minds	142	203	152	166	497
Power Play Center					
Pickleball	170	303	228	234	701
Admission	425	268	385	359	1,078
Power Play Rental Attendance	413	118	381	304	912
Ukulele Lessons	8	4	4	5	16
Lime Street Park Community Center					
Child Self-Defense	96	-	72	84	168
Self-Defense	0	-	0	0	0

Not in session/season indicated by -

Does not include "Passive" participants such as spectators, patrons enjoying the parks, etc.

Active Participant Numbers - FY 2023-2024

	July 2023	August 2023	Sept 2023	YTD Average	YTD Totals
Rick Novack Community Center					
A/Y Open Gym (VB)	-	-	-	-	-
Adult Open Gym (B)	-	-	-	-	-
Ballet/Tap Dance	-	44	52	-	-
Belly Dance, Beginning	-	28	20	-	-
Belly Dance, Intermediate	-	-	-	-	-
Girls Volleyball	-	-	-	-	-
Jazz/Ballet	48	48	48	48	144
Karate, Beginning/Intermediate	88	100	60	83	248
Karate, Advanced	0	0	0	-	-
Karate, Mini Tigers	64	100	56	73	220
Let's Dance!	-	-	-	-	-
Let's Dance! Private Lesson	8	8	8	8	24
Volleyball Training (1 day)	-	-	-	-	-
Volleyball Training (2 days)	-	-	-	-	-
Youth Basketball	348	348	348	348	1,044
Youth Open Gym (B)	-	-	-	-	-
Therapeutic Programs (ROD)					
Community Relief Supplies	1,406	1,243	1,512	1,387	4,161
Fun in the Sun at Lime Street Pool	390	-	-	390	390
Saturday Camp	138	159	141	146	438
Special Events	494	425	95	338	1,014
Sports	109	66	491	222	666
Hesperia Community Park					
Adult Softball Teams (Coed)	96	264	120	160	480
Adult Softball Teams (Mens)	288	384	288	320	960
Youth Flag Football	-	-	-	-	-

Not in session/season indicated by -

Does not include "Passive" participants such as spectators, patrons enjoying the parks, etc.

Active Participant Numbers - FY 2023-2024					
	July 2023	August 2023	Sept 2023	YTD Average	YTD Totals
Timberlane Park					
Best Friends	-	63	128	96	191
Itty Bits	-	91	70	81	161
Kinder Kids M/W	-	28	28	28	56
Tiny Tots M/W	-	98	95	97	193
Tiny Tots T/Th	-	49	70	60	119
Facility Rental Guests					
Percy Bakker Community Center	1,895	560	1,120	1,192	3,575
Lime Street Park Community Center	470	580	330	460	1,380
Rick Novack Community Center	110	220	190	173	520
John Swisher Community Center	590	275	265	377	1,130
Field Rentals	1,330	-	1,038	1,184	2,368
Field/Facility User Participants					
HYFL/Hesperia Trojans	143	143	143	143	429
National Little League	-	264	264	-	-
American Little League	-	-	325	-	-
AYSO Soccer	-	1,014	1,014	-	-
Hesperia Wranglers	75	-	150	113	225
Special Events					
Movies in the Park	2,350	-	-	2,350	2,350
National Night Out	-	500	-	500	500
Bobcat's Summer Concert Series	-	3,400	-	3,400	3,400
Hesperia Days	-	-	20,000	20,000	20,000
Hesperia Days 5K Run/Walk/Skate	-	-	1,000	1,000	1,000
Hesperia Days Rodeo	-	-	5,000	5,000	5,000
Dieciseis de Septiembre	-	-	6,500	6,500	6,500
TOTAL ACTIVE PARTICIPANTS	19,924	16,451	47,156	27,844	80,258

Not in session/season indicated by -

Does not include "Passive" participants such as spectators, patrons enjoying the parks, etc.

**HESPERIA RECREATION AND PARK DISTRICT
INTER-OFFICE MEMO**

DATE: OCTOBER 12, 2023 **PHONE:** (760)244-5488

FROM: SERGIO ZEPEDA, PARK RANGER
Hesperia Recreation and Park District

TO: KYLE WOOLLEY, GENERAL MANAGER
Hesperia Recreation and Park District

SUBJECT: MONTHLY RANGER REPORT, SEPTEMBER 2023

Activity	Reporting Month Quantity	Previous Month Quantity
Calls for Service	5	4
Community Contacts	1,000 (approx.)	1,000 (approx.)
<i>After Hours Contacts</i>	179	168
<i>Juvenile Contacts</i>	302	256
Assist Local Agency	1	2
Administrative Citation	3	5
Special Event(s)	2	5

Monthly Ranger Hours	263
Park Ranger Training Officer Hours	8
<i>Total Program Hours</i>	271.5

Additional Information:

09/1/2023, Hesperia Community Park, 14:15 - Park Rangers were dispatched to the south snack bar for an audible alarm/glass break activation. Upon arrival rangers located a broken window and conducted a thorough area check. Rangers were unable to locate any suspects.

09/2/2023, Hesperia Lake Park, 14:20 - Park Ranger observed a group of individuals in a verbal altercation near the lake store. Group advised there was an uninvited guest and a family member was going to take them home because they were too intoxicated.

09/2/2023, Hesperia Lake Park, 16:00 - Park Ranger was dispatched to the lake store regarding a large physical altercation. Upon arrival rangers observed approximately 30 to 40 individuals actively fighting. Rangers requested additional units to assist due to involved parties engaged in multiple physical altercations. Approximately 10 Sheriff units arrived on scene to assist. All involved parties left the location.

09/2/2023, Lime Street Park, 17:07 - Park Rangers were advised by Lifeguard staff of two individuals fighting near the playground. Upon arrival Park Rangers located two individuals matching the description; they stated they were shadowboxing each other.

09/3/2023, Live Oak Park, 18:38 - While locking the park, Park Rangers were flagged down by an individual walking towards them from a dirt field. The individual stated he was possibly assaulted and was bleeding from the back of his head. Medical personnel arrived on scene and transported the male. The Sheriff's department was also advised to follow up.

09/4/2023, Lime Street Park, 15:25 - Park Rangers observed several individuals drinking alcohol and smoking in a vehicle. Rangers made contact with the individuals and advised of park rules.

09/4/2023, Hesperia Community Park, 20:40 - Park Ranger observed a vehicle parked in a handicapped parking spot. Citation was issued.

09/8/2023, Lime Street Park, 14:50 - While conducting a bathroom check, Park Rangers made contact with an individual bathing inside the restroom. Rangers advised of park rules.

09/8/2023, Live Oak Park, 15:17 - Park Rangers were dispatched regarding a homeless male and female bathing and smoking inside the women's restrooms. Individuals were gone on arrival.

09/8/2023, Timberlane Park, 15:45 - Park Rangers assisted Sheriffs with two individuals drinking alcoholic beverages at the park. Citation was issued.

09/9/2023, Percy Bakker Community Center, 20:36 - Park Rangers made contact with three individuals exiting the building with alcoholic beverages. Advised them of the District rules and they complied.

09/16/2023, Hesperia Lake Park, 06:00-00:00 - Hesperia Days/Hesperia Days Rodeo event.

09/16/2023, Hesperia Lake Park, 21:45 - Park Rangers observed a fight in the VIP stage area near John Swisher Community Center Facility. Park Rangers assisted with separating involved parties. Medical personnel arrived on scene and transported the victim. Sheriffs arrived on scene and took an involved party into custody.

09/17/2023, Hesperia Lake Park, 06:00-00:00 - Hesperia Days/Hesperia Days Rodeo event.

09/23/2023, West Victor Valley Shooting Range, 07:00-12:00 - Training.

09/27/2023, Third Ave /South of Lime St, 20:25 - Park Ranger was flagged down by two vehicles stopped in the roadway. They advised a golden retriever was hit by a vehicle and currently lying in the roadway. The owner of the dog arrived on scene and transported it to a nearby veterinarian.

09/30/2023, Power Play Center, 16:45 - While conducting a walkthrough of the facility, the Park Ranger observed staff assisting a female that fell while roller skating. She had a large cut in the back of her head. Medical was requested prior to Park Ranger's arrival. The female was transported to Arrowhead Regional Hospital.

09/30/2023, Maple Park, 09:27 - Park Ranger observed a vehicle parked in a non-permitted parking space. Citation was issued.

**HESPERIA RECREATION AND PARK DISTRICT
INTER-OFFICE MEMO**

DATE: October 1, 2023

PHONE: (760) 244-5488

FROM: *Kg*
KARABETH GARCIA, EXECUTIVE DISTRICT CLERK
Hesperia Recreation and Park District

TO: KYLE WOOLLEY, GENERAL MANAGER
Hesperia Recreation and Park District

SUBJECT: DISTRICT MARKETING UPDATE FOR SEPTEMBER 2023

Listed below is a brief overview of marketing-related items.

Website – The District’s website was visited 19,652 times (+4,925 from previous month, -7,783 from last year) during the month with a total of 18,987 unique people (-4,473 from previous month). A total of 16,945 website visits were conducted on mobile devices or tablets (-4,825 from previous month), which equates to 86% (+4% from last month) of our website traffic being conducted on mobile devices.

We can also track which city our website visitors are coming from:

1. Los Angeles	4,641 visits	6. *Location Unknown	717 visits
2. Hesperia	2,526 visits	7. Las Vegas	289 visits
3. Victorville	1,701 visits	8. Quincy	226 visits
4. San Diego	1,609 visits	9. Phelan	188 visits
5. Apple Valley	763 visits	10. San Jose	182 visits

*Location data was not captured due to visitors using a browser that doesn’t allow for analytics to determine its IP address.

The top five (5) webpages visited on the website were:

1. Hesperia Days 2023!	7,263 pageviews
2. Hesperia Days Rodeo 2023	6,829 pageviews
3. Homepage	6,350 pageviews
4. Hesperia Lake Park	5,582 pageviews
5. HUSD Student Calendar	3,359 pageviews

RecMail/Constant Contact – Staff continues to send out flyers/announcements via RecMail. Our number of RecMail registrants consists of 4,813 people (+15 from previous month).

News Releases – Staff continues to send out news releases to promote District programs and events. News Releases are available to view online at any time at <https://www.hesperiaparks.com/press-releases>.

Facebook – Staff continues to monitor the District’s Facebook account, posting flyers and information.

- @HesperiaParks, the District’s page, had 11,542 “followers” (+77 from previous month) from the top cities of Hesperia, Victorville, Apple Valley, Adelanto, and Oak Hills. 78% of our Facebook fans are female and 45% are in the 25-44 age range.
- @HesperiaLakePark, Hesperia Lake Park’s page, had 14,800 “followers” (+120 from previous month) from the top cities of Hesperia, Victorville, Apple Valley, Los Angeles, and San Bernardino. 53% are female and 28% are in the 25-44 age range.

Instagram – The following numbers were captured at the end of the month:

- @HesperiaParks Instagram page had a total of 3,582 followers (+196 from previous month) from the top cities of Hesperia, Victorville, Apple Valley, Oak Hills, and Adelanto. 69% of the followers were female and 70% were in the 25-44 age range.
- @TheRealHesperiaLakePark Instagram page had a total of 5,622 followers (+122 from previous month) from the top cities of Hesperia, Victorville, Apple Valley, Los Angeles, and San Bernardino. 71% of the followers were male and 69% were in the 25-44 age range.



HESPERIAPARKS.com