



**Parks
Make
Life
Better!**

Hesperia Recreation and Park District Master Plan May 2019



TABLE OF CONTENTS

Executive Summary	1
Introduction	1
Planning Process Summary	1
I. Planning for Hesperia Recreation and Park District’s Future - Background	5
A. Purpose of this Plan	5
B. History of Parks and Recreation Department	5
C. Hesperia Recreation and Park District Successes	5
D. Recreation and Park District Overview	7
E. Related Planning Efforts and Integration	10
F. Methodology of this Planning Process	16
II. Hesperia – A Unique High Desert Community	17
A. Hesperia Recreation and Park District Demographic Profile	17
B. Hesperia Recreation and Park District Demographic Trends Population Projections	17
C. Park and Recreation Influencing Trends	25
D. Community and Stakeholder Input	30
E. Recreation Programming, Facilities, and Services Analysis	51
III. Inventory, Level of Service Analysis, Geographic Distribution and Future Actions	53
A. Inventory	53
B. Geographic Distribution	63
C. Levels of Service for Population Based Parks	66
D. Park Level of Service Geographic Distribution Findings	70
IV. Marketing Analysis	71
A. Market Overview	71
B. User Perception	71
C. Developing a Marketing Plan	71
V. Key Issues	75
VI. Recommendations and Action Plans	77
A. Recommendations	77
B. Action Plan, Cost Estimates and Timeframe	83
Appendix A: Open-ended Survey Comments	97

Table of Tables

Table 1: Hesperia Demographic Profile	17
Table 2: Hesperia Recreation and Park District Housing Profile 2010 to 2022	22
Table 3: Generational Age Categories	26
Table 4: Hispanic Population Change over Time	28
Table 5: Well Served Areas based on Geographic Distribution	64
Table 6: Under Served Areas based on Geographic Distribution	65
Table 7: Current Level of Service based on Population Standards.	67
Table 8: Future (2035) Level of Service based on Population Standards.	68
Table 9: Current and Future Recreational Amenity Level of Service	69

Table of Figures

Figure 1: Hesperia Recreation and Park District Population Growth Trend	18
Figure 2: 2017 Hesperia Recreation and Park District Estimated Population by Age Cohort	18
Figure 3: Hesperia Recreation and Park District Population Age Distribution, 2010 to 2022	19
Figure 4: Hesperia Recreation and Park District Racial and Ethnic Character 2010 through 2022	20
Figure 5: Hesperia Recreation and Park District 2017 Educational Attainment of Adults	21
Figure 6: Hesperia Recreation and Park District 2016 Median Income by Educational Attainment	21
Figure 7: Median Household Income	22
Figure 8: Hesperia Recreation and Park District Employment by Industry (2017)	23
Figure 9: Health Ranking Model	23
Figure 10: 2017 California Health Ranking Highlights.	24
Figure 11: 2018 Hesperia Recreation and Park District Projected Recreational Expenditures	25
Figure 12: State of California Outdoor Recreation Economy	26
Figure 13: District Generational Comparisons from 2018 - 2023	27
Figure 14: Generational Characteristics	27
Figure 15: Outdoor Recreation Participation	28
Figure 16: Hesperia Recreation and Park Fitness and Health Participation in District	29
Figure 17: Hesperia Recreation and Park District Fitness and Health Participation	29
Figure 18: Overview of Existing Parks	54
Figure 19: Civic Plaza Park	55
Figure 20: Epicenter Teen Center	55
Figure 21: Hesperia Community Park.	56
Figure 22: Lime Street Park	56
Figure 23: Live Oak Park	57
Figure 24: Malibu Park.	57
Figure 25: Maple Park	58
Figure 26: Palm Street Park (Rick Novak Center).	58
Figure 27: Percy Bakker Center.	59
Figure 28: Power Play Center	59
Figure 29: Timberlane Park	60
Figure 30: Hesperia Golf Course.	60
Figure 31: Harrison Exhibit Center	61
Figure 32: Mojave River Junction	61
Figure 33: Hesperia Lakes Park	62
Figure 34: Geographic Distribution of Parks Relative to Walking and Biking Access	62
Figure 35: Geographic Distribution of Parks Relative to Driving Access	63
Figure 36: Underserved Areas based on Distribution of Parks.	64
Figure 37: Current Population Density.	65
Figure 38: Future 2035 Population Density	66

Acknowledgements

District Board of Directors

Jack Hamilton, President
Bob Chandler, Vice President
Jose Gonzalez, Director
Kelly Gregg, Director
Shawna Irish, Director

District Staff

Lindsay Woods, General Manager
Marshawn Etchepare, Administrative Operations Manager – Special Services

Consultant Team

GreenPlay, LLC
KTUA
RRC Associates

*This plan was developed by GreenPlay, LLC
At: 1021 E. South Boulder Road, Suite N, Louisville, Colorado 80027, Telephone: 303-439-8369
Email: info@greenplayllc.com www.greenplayllc.com*

THIS PAGE INTENTIONALLY LEFT BLANK

EXECUTIVE SUMMARY

INTRODUCTION

The Hesperia Recreation and Park District is updating the Comprehensive Master Plan to provide an assessment of its recreation and parks system, and to plan for future strong growth in the community.

The District saw significant population growth from 2000 to 2010, growing by nearly 44 percent in ten years. The population is expected to continue to grow from 2017 to 2022 by 0.65 percent annually. By 2027, the District’s population is expected to reach more than 100,000. This plan is designed to provide an understanding of the community’s needs, attitudes, interests, and priorities, and the results will aid the District in planning for policy making and management decision making. Areas of strengths and areas needing improvement have been identified to advance the delivery of recreation and parks programs and facilities. This plan is intended to provide a realistic view of the District’s recreation and parks system and to develop a vision for the system into the next decade. This plan will also replace the District’s current plans.

This information, along with significant feedback from stakeholders and the public, served as the basis for the development of goals and recommendations for guiding investment in parks facilities and recreational programs into the future.

PLANNING PROCESS SUMMARY

A project team that included District staff has guided this project. This team provided input to the consultant team throughout the planning process, resulting in a collaborative effort to create a plan that blends the consultant’s expertise with community input and history. The plan includes a comprehensive public input process encompassing focus groups, stakeholder meetings, public meetings, and a statistically-valid survey and an open link survey. Analysis of all collected data provides an understanding of how well the District is currently meeting the community’s expectations and recommendations to improve and enhance the level of facilities, parks, and programs provided.

Hesperia Recreation and Park District Mission Statement

To make life better and enrich the quality of life for our community by providing a variety of leisure time and recreation activities, parks, and facilities that promote health and wellness, learning, and fun.

The District saw significant population growth from 2000 to 2010, growing by nearly 44 percent in ten years. The population is expected to continue to grow from 2017 to 2022 by 0.65 percent annually. By 2027, the district’s population is expected to reach more than 100,000.

It is important to utilize various methods for gathering input and assessing community needs while developing a master plan. Each piece is vital to the process and should be looked at collectively. Agencies that gather input via open forums and surveys, statistically-valid surveys, and national standards tend to get a more accurate depiction of needs.

The project consisted of the following tasks:

- Community/Stakeholder Engagement and Statically-Valid Survey and Open-link Survey
- Comprehensive Facility Inventory and Level of Service Analysis
- Assessment and Analysis
- Needs Assessment
- Marketing Analysis
- Recommendations: Goals, Objectives, and Action Plan

Key Issues and Recurring Themes Summary

Generally, findings from the public input process consistently identified an appreciation of existing facilities, parks and programs being offered by the Hesperia Recreation and Park District.

During the initial stages of the project, the following key Issues were identified for focus:

Recurring Themes

- Residents appreciate Hesperia Recreation and Park Districts efforts
- Hesperia Lake Park, Hesperia Civic Plaza Park, and Lime Street Park/Community Center highly used
- Secure additional resources
- Continue to promote unity with the Tri-Agency
- Maintain, improve, and repair existing facilities and reinvest in the system
- Increase availability of indoor space for athletics and meetings
- Improve Communication/Branding and Marketing
- Bike trails, walking trails, connectivity

- Address accessibility: ADA - *Note: the District has a transition plan and will undertake an ADA audit separately*
- Increase programming and outreach to youth and teens
- Need additional funding sources: grants, bonds, etc.

Recommendations

After analyzing the findings that resulted from this process, including the Key Issues Matrix, a summary of all research, qualitative and quantitative data, inventory, LOS analysis, public input sessions, and input collected for this study, a variety of recommendations have emerged to provide guidance in consideration of how to improve recreation and parks facilities and programs for the District. Recommendations describe ways to enhance the level of service and the quality of life through improved facilities and amenities, dedication to affordability of programs, improved program delivery, organizational efficiencies, and increased financial opportunities. Details are provided in Section VI.



RECOMMENDATIONS SUMMARY

Reinvest, Update, and Improve Existing Facilities and Amenities

- Maintain and improve existing facilities, parks, and amenities
- Continue to encourage the City to improve/add bike trails, walking trails, and increase connectivity
- Explore developing new parks in new locations
- Explore adding new park amenities such as restrooms, shade, water fountains, concrete chess tables, outdoor fitness equipment, sand volleyball pits, pickleball, splash pads, and/or a destination playground
- Improve amenities in the community centers
- Assess parks for Americans with Disabilities Act Compliance and address deficiencies
- Continue to implement the District's ADA Transition Plan *Note: the District has a transition plan and will undertake an ADA audit separately*
- Continue to preserve open spaces and improving natural area preservations
- Improve sense of safety and security in the parks and at facilities
- Develop additional indoor recreational facilities and amenities
- Develop additional outdoor recreational facilities and amenities
- Explore adding Public Art in parks and recreational facilities
- Encourage the City to maintain and improve conditions at the Hesperia Golf and Country Club

Continue to Improve Program Delivery

- Continue to monitor the participation and usage of the programs and activities, and make appropriate adjustments based on collected data
- Expand programs and activities specifically for teens, young adults, and active adults
- Enhance special event programming by adding community events (festivals, parades, concerts, community dances, adventure races, other running events, etc.)
- Explore opportunities to increase fitness and wellness programming and program delivery based on demand and trends
- Continue to work with other program providers to develop programs to meet demand and trends
- Continue to monitor affordability of programs
- Monitor staffing levels and available space
- Add themes or identities to each park
- Add special needs programming for youth and adults

Continue to Improve Organizational Efficiencies

- Improve District marketing and communication and develop a Brand for the District
- Enhance and improve external communication regarding District activities and programs to increase community awareness
- Staff appropriately to meet current demand and maintain established quality of programs
- Review current Joint Use Agreements (JUA), Joint Operating Agreements (JOA), and Memoranda of Understanding (MOU) and how each are benefiting the District – maximize potential
- Explore additional partnerships to assist with funding, volunteering, and marketing
- Upgrade technology and possibly WiFi service in facilities and parks
- Examine hours of operations and consider reopening closed facilities
- Explore opportunities to continue to leverage volunteers
- Improve regular routine and annual maintenance of facilities and parks

Finance

- Review current program and rental fees and the cost of operations
- Explore additional funding options
- Examine current wage scale for District employees
- Explore opportunities to increase sponsorships
- Pursue grant and philanthropic opportunities
- Explore capital funding opportunities
- Reassess developer impact fees

THIS PAGE INTENTIONALLY LEFT BLANK

I. PLANNING FOR HESPERIA RECREATION AND PARK DISTRICT'S FUTURE - BACKGROUND

A. PURPOSE OF THIS PLAN

The purpose of this plan is to evaluate the Hesperia Recreation and Park District's parks, facilities, and programs, and to provide the District with a Comprehensive Master Plan that can be used as a planning tool for managing the system and planning for future growth and change. The result of this project is to provide the District with usable information in the areas of asset inventory, level of service assessment, analysis of programs, and community feedback through public engagement in order to guide planning over the next 5-10 years. The final product is a report that includes goals, objectives, and actionable and implementable strategies that will allow for informed and justified decision making and communication with staff and the Board of Directors as the District strives to continue to meet the needs of an ever growing and changing community.



B. HISTORY OF PARKS AND RECREATION DEPARTMENT

The Hesperia Recreation and Park District is an independent special district in the County of San Bernardino. The District was created in 1957 to meet the logistical needs of a growing community including recreation and sports facilities and street lighting. The District is governed by a Board of Directors, who appoints the General Manager that oversees District Staff and operations. The District completed its first Master Plan in 1980 and another Master Plan in 1988. Updates to the Master Plan were completed in 2000, 2003, 2006 and again in 2012.


























C. HESPERIA RECREATION AND PARK DISTRICT SUCCESSES

The Hesperia Recreation and Park District, celebrated its 60th anniversary in 2017. The District has set new standards and completed many facility and parks projects, as well as reviewed and updated fees, rates, and policies since the Master Plan update of 2006. The following charts were taken from the 2012 Master Plan update and highlight the accomplishments and future plans of the District related to facilities, programs, and parks.



The following Community Buildings Guide details facility or park projects which are underway or recently completed.


Community Buildings Guide

 Existing Park or Facility  Under Construction	Facility Type	Map Location	Meeting Room	Dance Studio	Assembly Hall	Gymnasium	Computer Room	Exhibit Hall	Roller Rink	Activity Room	Slot Car Track
Lime Street Park Community Center 16292 Lime Street		8	* 		* 						
Timberlane Park Youth Activity Center 9480 Timberlane Avenue		9								* 	
Rick Novack Community Center & Gym 13558 Palm Street		10	* 	* 	* 	* 					
Epicentre 17508 Hercules Street		11				* 					
Percy Bakker Community Center 9333 E Avenue		12			* 						
Power Play Center 10770 I Avenue		13							* 		
John M. Swisher Museum/Nature Center 7500 Arrowhead Lake Road		15	* 					* 			
Harrison Exhibit Center 16367 Main Street		16						*			
Hercules Program Center 17508 Hercules Street		17								* 	
Green Flag Raceway 9594 I Avenue		18									*

Community Buildings Guide from previous 2008 Master Plan

The following Planned Facilities and Improvement graphic details future planned facility or park projects.

Planned New Facilities and Improvements

	Park Acreage	Playground Equipment	Rest Rooms	Ball Fields	Soccer Fields	Football Fields	Lights Baseball	Lights Soccer	Exercise Path	Picnicking	Gymnasium	Basketball	Volleyball	Community Building	Pool, 25 Meter	Water Park	Scoreboards	90' Baseball stadium	Parking Lot	Equestrian	Renovations
Hesperia Community Park	50	*	*		4	1	8	4		*				*			*	1	*		
Malibu Park	8	*	*	2	2				*	*		*							*		
Mojave Park	6	*		1	1				*	*									*		
New Gymnasium (West side)											*	*	*						*		
Maple Park	40	*	*	*	*		*	*	*	*		*							*	*	
Hesperia Lake			*						*					*							
Regional Pool	10		*													*			*		
Skate Board Park (Lime St.)	1		*																*		
Community Park (West side)	7		*	1	1					*											
Timberlane Park																			*		*
Palm Street Park	10			1	1					*											
Lime Street Park										*										*	*
John Swisher Museum	2		*							*				*							
Percy Bakker Community Center																					*

Planned Facilities and Improvement graphic from previous 2008 Master Plan

D. RECREATION AND PARK DISTRICT OVERVIEW

The Hesperia Recreation and Park District encompasses approximately 100 square miles, including the City of Hesperia and portions of the unincorporated area of Oak Hills, Summit Valley, and Phelan. The District maintains parks, facilities, landscape maintenance districts, and street lights. The District is a public agency that provides parks and recreation facilities to the residents within its sphere of influence. The District also provides many community activities such as aquatics, camps and classes, dance, music, health and fitness, and sports programs. The District currently receives funding from property taxes, grants, developer dedication or in-lieu fees, and lighting and landscape assessment districts and community facility districts. The District’s sphere of influence includes the City of Hesperia, along with the unincorporated areas of Oak Hills, Summit

Valley, and Phelan. The City of Hesperia had an estimated 2016 population of over 93,000 and the unincorporated areas within District boundaries have a combined estimated population of over 23,000. The District partners with the Hesperia Area Recreation District (HARD), which is a non-profit organization.

HESPERIA AREA RECREATION DISTRICT (HARD) OBJECTIVES AND PURPOSES

The objectives of this corporation shall be the education of the residents of the Hesperia area concerning recreation and park activities; promoting the cultural well-being of the community and educating the community concerning the availability of such activities; and the promotion of athletic activities and the education of athletes in the ideals of good sportsmanship, loyalty, and fair play.

The District follows a strong mission statement, vision and core values to guide service provision to the community.



Our Mission Statement

to **MAKE LIFE BETTER** and **ENRICH** the **QUALITY OF LIFE** for our community by **PROVIDING** a variety of leisure time and **RECREATION ACTIVITIES, PARKS**, and **FACILITIES** that **PROMOTE HEALTH** and **WELLNESS, LEARNING**, and **FUN**.

VISION

To serve our community and be recognized as a quality recreation and park district we must:

- Be financially stable and sustainable.
- Be the leisure time and recreational activities provider of choice in the Victor Valley.
- Distinguish HRPD as a major partner with other agencies and organizations for recreation, park, and open space needs.
- Be an employer of choice.
- Be the best part of our patron's day by demonstrating excellent customer service that exceeds expectations.
- Evolve with emerging opportunities, while maintaining our existing facilities and infrastructure.
- Actively market, promote, inform, and educate our residents about the many benefits of recreation, parks, and open space.

In addition to the mission statement, vision, and core values, the District has established the following policies, goals, and standards as reported in the Hesperia 2012 Master Plan Update.



Policies as stated in the Hesperia 2012 Master Plan Update

The objective for parklands has the following emphasis:

- Continue to provide diverse recreational opportunities for the Hesperia area community as it grows and changes in character
- Continue a level of service to help stimulate further parkland development and create linkages between county, state, city, and school facilities
- Focus on activities-oriented parks especially in youth service area; reach and encourage children and students who need youth programs and are presently not participating due to lack of facilities

Goals Stated in the Hesperia 2012 Master Plan Update

The following goals will guide the general direction and intent of the Hesperia Recreation and Park District:

- To acquire and reserve land for park and recreation opportunities, facilities, and natural open space use
- To be in concert with other local agencies, to work toward preservation of significant ecological, scenic, cultural, historical, and natural resources within the District
- To accompany the Master Plan with financial planning for the timely acquisition, design, development, operation, and maintenance of all facilities
- To keep flexible the location, size, and design of facilities in order that they may be readily adaptable to the changing requirements of the population

- To foster satisfying activities for all ages and cultural groups, particularly children, youth, seniors, and family participants
- Re-contact outlying areas in the sphere of influence of the District. Conduct a public meeting to determine their needs and if a master plan is necessary

Hesperia Recreation and Park District has set new standards to aggressively increase and improve park facilities. Some of the steps as reported in the 2012 Master Plan Update are:

- District fees, rates, and policies are reviewed periodically by the District. As our District’s population increases, additional revenue may be needed to provide the residents of District with new facilities and services.
- The District will continue to plan for needed recreation and park services including those areas presently beyond our District Boundaries.
- Developing more facilities on existing parklands to support more residents.
- Expanding parks and programs east of Hesperia Road.
- We are working with the City of Hesperia and Hesperia Unified School District to develop more facilities.
- Continue to add and improve equestrian trails.

The District is well organized to provide outstanding facilities, parks, and programs to the Hesperia Recreation and Park District community. The District has followed its previous goals, objectives, and policies along with its mission, vision, and core values.

E. RELATED PLANNING EFFORTS AND INTEGRATION

The District has been an active member of the Hesperia 2034 Visioning Study, a 20-year initiative led by the Hesperia Chamber of Commerce to make the great City of Hesperia even better. The District was the first of four organizations to approve a partnership to pool their resources. The City of Hesperia, the District, the Hesperia Unified School District, and the Chamber of Commerce all worked together on Hesperia 2034. Hesperia 2034 started with public engagement including a community survey and resulted in a report that identified key findings and potential sample action taken by other communities to address similar findings.



The following is a listing of key findings and selected survey graphics from the Hesperia 2034 Report. This information has been considered during the development of recommendations and action plans for this 2018 Master Plan update.

Key Findings

1. Community

- + High values in Hesperia: location, affordable housing, and clean air
- + Highest aspiration for Hesperia: public safety
- + Other high aspirations for Hesperia: a city where people live and work, low unemployment
- + Building the Hesperia of the future: Clean up the community and poorly maintained businesses

2. Education

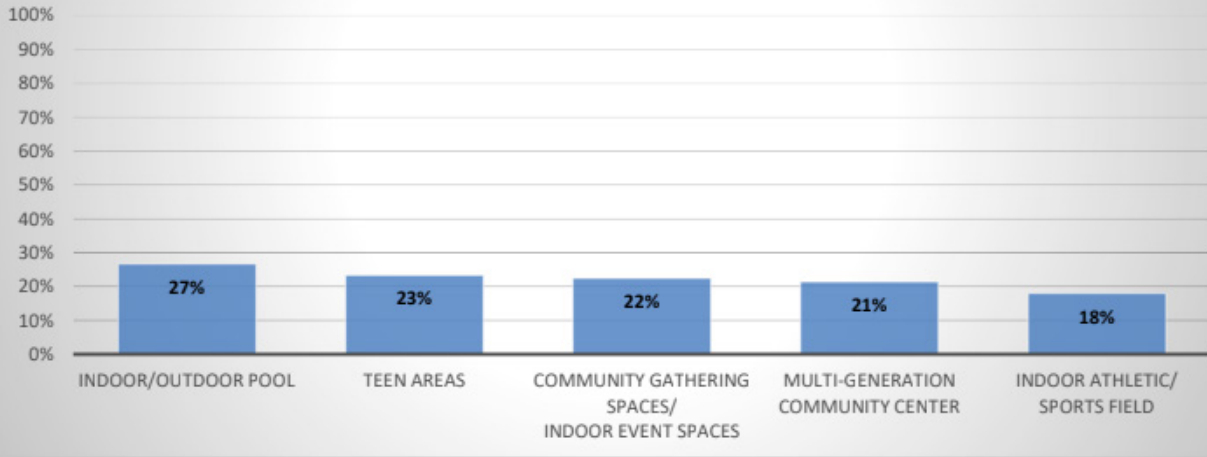
- + Right now, our community agrees that Hesperia's schools are safe
- + Our community also agrees that students are learning technology skills, are prepared for higher learning, and have opportunities to be creative and participate in the arts
- + Our school district should focus on: preparing students for careers out of high school
- + Other important areas of focus: college preparation, critical thinking/problem solving

3. Recreation

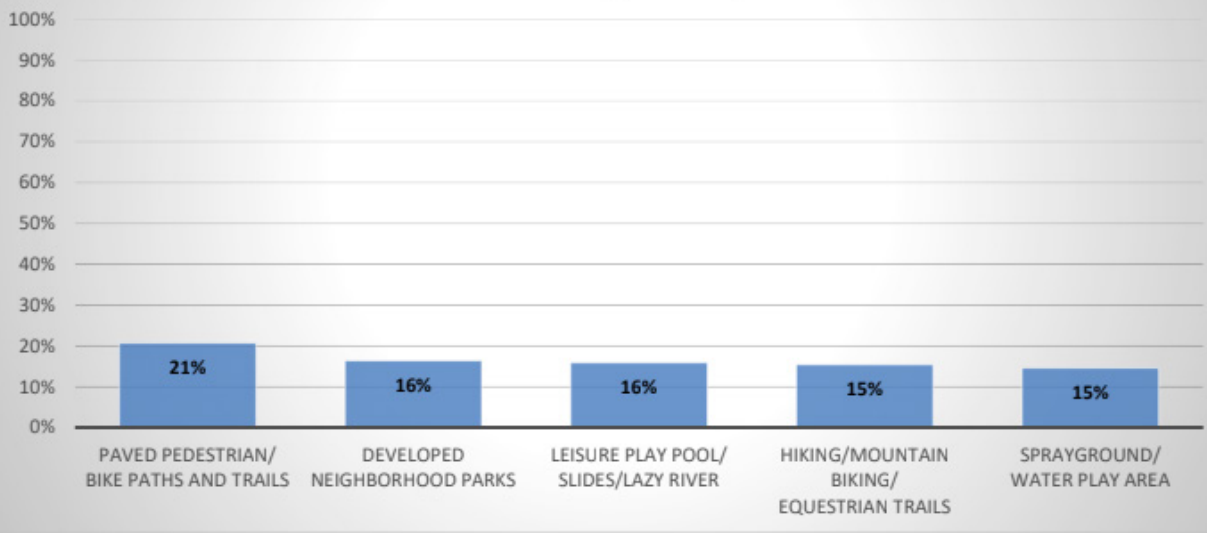
- + Greatest needs for indoor facilities: teen areas, community gathering spaces/indoor event spaces, multi-generation community center
- + Greatest needs for outdoor facilities: pool, slides/lazy river
- + Other important outdoor facilities: multi-use trails and path, parks
- + Most important programs in the Hesperia Recreation and Park District: after school, teen, and family programs

Graphic from Hesperia 2034 Plan

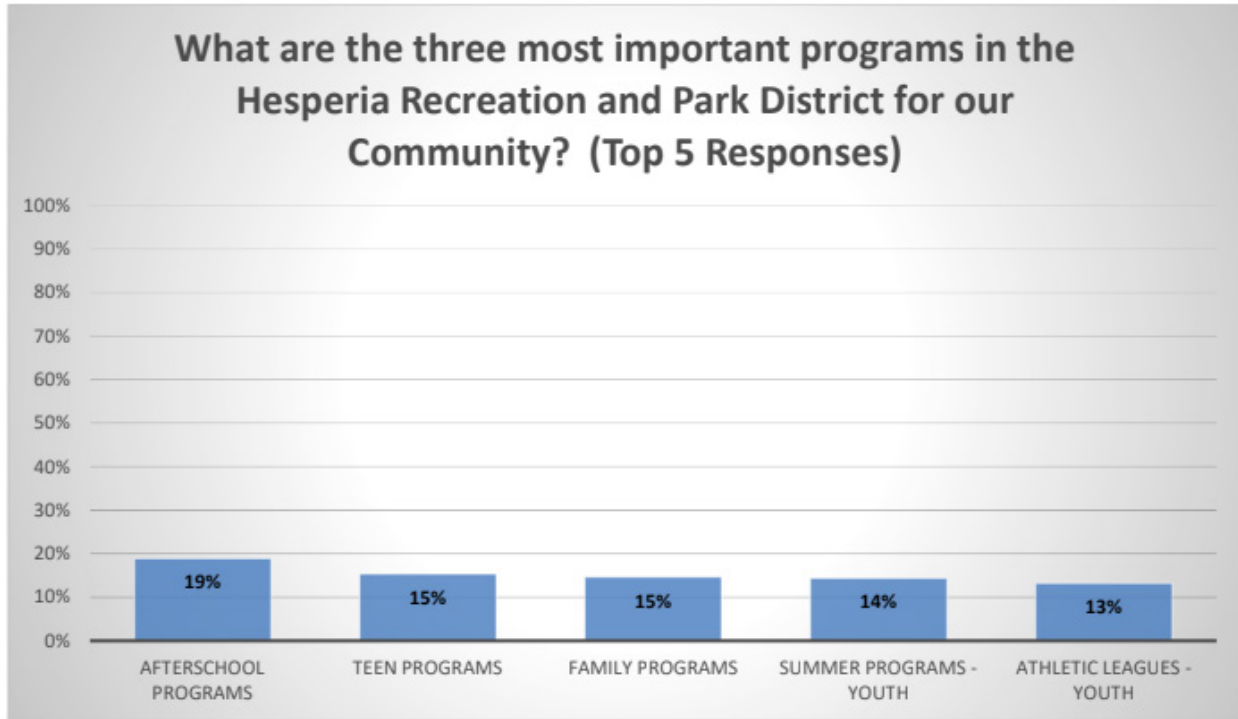
**What are the greatest needs for INDOOR facilities to be added, expanded, or improved in your community in the future?
(Top 5 Responses)**



What are the greatest needs for OUTDOOR facilities to be added, expanded, or improved in your community in the future? (Top 5 Responses)



Graphics from Hesperia 2034 Plan



Key Findings from the Hesperia 2034 Plan

Key Finding 3: Recreation

Introduction

Hesperia’s desert landscape provides an ideal setting to creatively think about how to activate public spaces that reflect a diverse community and history. Improving streets, blocks, and neighborhoods shapes how community members re-imagine and engage in planning the city’s future. Identifying the connections between people and places can serve as a powerful conduit to the design of healthy, livable communities.

In Hesperia, community residents interest in recreational opportunities is closely aligned with the importance of youth activities. Proactively thinking about the needs of youth and engaging youth participants can enrich the planning process. Building community engagement opportunities that are inclusive of youth is a “win-win” for everyone in the City.

Advancing the goals and objectives of creative placemaking can take many unique forms in cities. Parks and open spaces, for instance, can serve as places for community gathering, recreation, and engagement. Youth, adults, and seniors can flexibly adapt multiple uses in one common shared space. It is vital to make access available for everyone and to incorporate inclusive programming as an integral part of the visioning process. Collaborative park and recreational design, coupled with strategic programming, can powerfully anchor people’s relationships to place.

Graphics from Hesperia 2034 Plan

Finding 1

The greatest needs for INDOOR facilities are:

- + Teen Areas
- + Community Gathering Spaces/Indoor Event Spaces
- + Multi-Generation Community Center



Key Takeaways

Generating a sense of community can play a foundational role in defining how people relate and experience life in the city of Hesperia. Closely following the addition to a pool (addressed in Finding 2), survey respondents closely agree on the need for: teen areas (23%), community gathering spaces/indoor event spaces (22%), and a multi-generation community center (21%).

Investing in physical spaces of the community can mean building new facilities or bringing new life to underutilized spaces in the city. For planners, this is the part of the process involved in placemaking – finding out the importance of places in giving meaning to how people use and share space.

Finding 2

The greatest needs for OUTDOOR facilities are:

- + Indoor/Outdoor Pool
- + Leisure Play Pool/Slides/Lazy River

Key Takeaways

Survey respondents identified a need for an indoor/outdoor pool (27%) as the top choice for an indoor facility. However, survey respondents also identified a need for a leisure play pool/slides/lazy river as a top need for outdoor facilities.



However, it is unclear whether community members have a preference for adding, expanding, or improving existing pool facilities. Also, there is an existing public pool at Lime Street Park.

Graphics from Hesperia 2034 Plan

Finding 3

There is also a need for this type of OUTDOOR facilities:

- + Paved Pedestrian/Bike Paths and Trails
- + Developed Neighborhood Parks
- + Hiking/Mountain Biking/Equestrian Trails

Key Takeaways

Survey respondents identified the greatest outdoor facility needs with paved pedestrian/bike paths and trails (21%), followed by developed neighborhood parks (16%), and hiking/mountain biking/equestrian trails (15%). A leisure play pool/slides/lazy river (16%) and sprayground/water play area (15%) were also identified, but these were addressed in Finding 3.

Here, it is also unclear whether community members have a preference for adding, expanding, or improving existing facilities. An extensive non-motorized transportation plan extends across Hesperia the city may consider obtaining additional community feedback about specific preferences.



The City currently provides for trails as part of the City's Transportation Plan.

Finding 4:

The most important programs in the Hesperia Recreation and Park District are:

- + After School Programs
- + Teen Programs
- + Family Programs

Key Takeaways:

Survey respondents identified the top three programs in the Hesperia Recreation and Park District as: after school programs (19%), teen programs (15%), and family programs (15%). The city can continue to build on these types of programs and explore potential ways to increase involvement.

Additionally, the city may also consider other potential ways to involve youth and families in decision making about programs and initiatives in the city.



Graphics from Hesperia 2034 Plan

F. METHODOLOGY OF THIS PLANNING PROCESS

GreenPlay, along with KTUA (Planners and Landscape Architects) and RRC Associates (Survey Firm), worked with the staff and residents of the Hesperia Recreation and Park District in developing this master plan. The process was inclusive of members of the community, and the public was given many opportunities to participate through focus groups, stakeholder meetings, public meetings, an invitation survey, and an open link survey. A Level of Service (LOS) analysis, program analysis, operational analysis, and funding analysis were also conducted. An Action Plan was developed to assist the District in meeting the community's expressed needs and desires. The District's constituents provided input to the consultant team throughout the planning process.

The project consisted of the following tasks:

Review and incorporation of other Hesperia Recreation and Park District planning documents:

- 1988 Hesperia Recreation and Park District Master Plan
- 2006 Hesperia Recreation and Park District Master Plan Update
- 2012 Hesperia Recreation and Park District Master Plan Update
- Newsletters
- Hesperia Recreation and Park District Brochures
- Hesperia Recreation and Park District Program and Activities Guides

Public and Stakeholder Engagement: A variety of methods for community participation resulted in extensive data collection for analysis. The following methods were used:

- Focus Groups
- Stakeholder meetings
- Community-wide public meetings
- Statistically-valid community needs assessment survey
- Open link survey
- Market Assessment
- Demographics and population projections
- Trends analysis
- Program and Services Analysis
- Reviewed recreation/customer service programs/sports programs, policies, and practices
- SWOT (Strengths, Weaknesses, Opportunities, and Threats) Analysis
- Inventory and Level of Service Analysis
- Inventory of parks, facilities, and amenities
- Analysis of walkability and bikeability
- Analysis of access to recreational opportunities
- Final Plan with Recommendations and Actions
- Goals, objectives, and an action plan for implementation
- Action plan for facilities improvements
- Operational impacts
- Timeframe for implementation

Details for the major tasks are summarized in the following sections.

II. HESPERIA – A UNIQUE HIGH DESERT COMMUNITY

Recreation and parks are an essential part of Hesperia’s focus on quality of life.



A. HESPERIA RECREATION AND PARK DISTRICT DEMOGRAPHIC PROFILE

By analyzing population data, trends emerge that can inform decision making and resource allocation strategies for the provision of parks, recreation, and open space management. Key community characteristics were analyzed to identify current demographic statistics and trends that can impact the planning and provision of programs in the Hesperia Recreation and Park District. Existing and projected total population

- Age and gender distribution
- Ethnic/Racial diversity
- Employment
- Housing and household information
- Educational attainment
- State and Local Health Ranking


This demographic profile was compiled in June 2018 from a combination of sources including the ESRI Business Analyst, the American Community Survey, and 2010 U.S. Census. A summary of demographic highlights is noted in **Table 1**, followed by a more detailed demographic analysis.

Table 1: Hesperia Demographic Profile

Population	96,469
Median Age	31.2
Households	30,378
Median Household Income	\$50,052

Source: Esri Business Analyst

B. HESPERIA RECREATION AND PARK DISTRICT DEMOGRAPHIC TRENDS

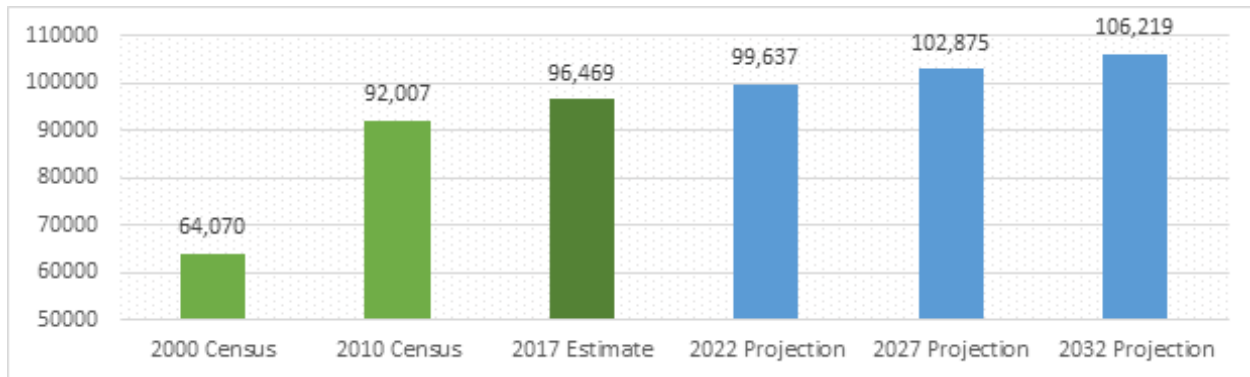


The District saw significant population growth from 2000 to 2010, growing by nearly 44 percent in ten years. The population is expected to continue to grow from 2017 to 2022 by 0.65 percent annual growth. By 2027, the District’s population is expected to reach more than 100,000.

Population Projections

Figure 1 contains actual population figures based on the 2000 and 2010 U.S. Census, as well as Esri 2017 estimated population and 2022 projected population. Using the annual growth rate of 0.65 percent which is expected between 2017 and 2022, projections were calculated through 2032.

Figure 1: Hesperia Recreation and Park District Population Growth Trend

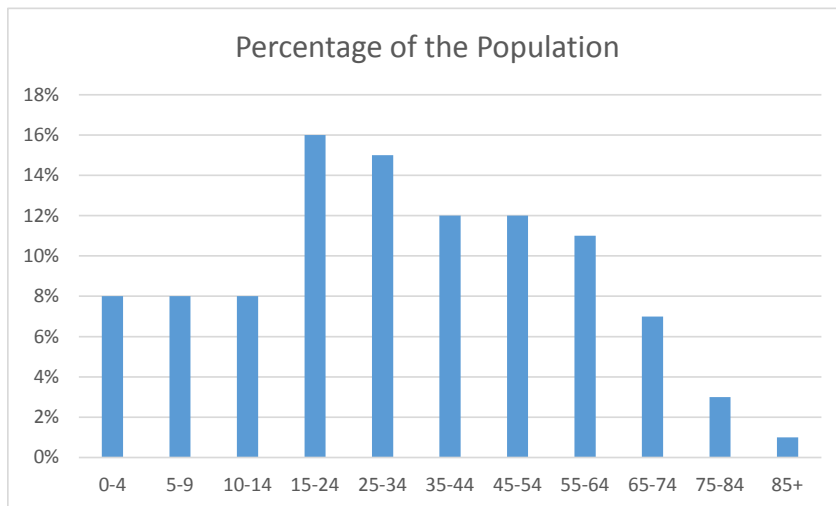


Source: U.S. Census Bureau and Esri Business Analyst Population Projections 2017 – 2032, based on 2017 – 2022 annual growth rate of 0.65 percent

Population Age Distribution

The existing and projected population of different age groups, or cohorts, within Hesperia is illustrated in the following series of figures. There are many changes within the population age distribution from 2010 to 2022 which will impact the recreation needs of the community, as demonstrated in **Figure 3**.

Figure 2: 2017 Hesperia Recreation and Park District Estimated Population by Age Cohort



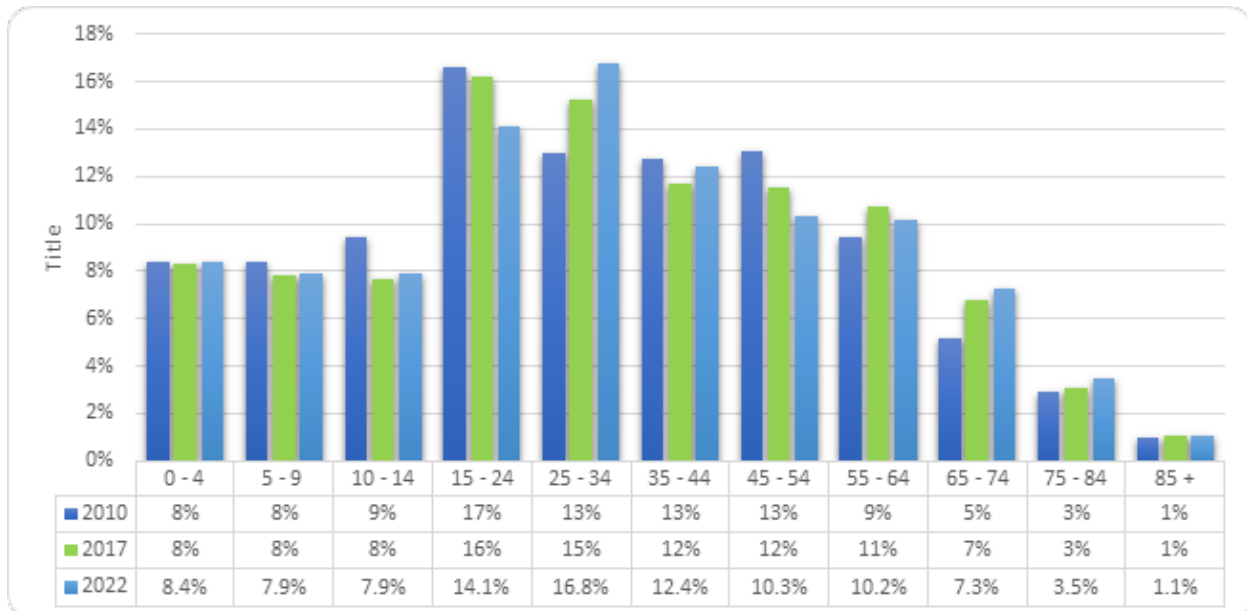
Source: U.S. Census Bureau and Esri Business Analyst

In 2017, the age group of 15 to 24 was the largest at 16 percent of the population.

The age cohort that will change the most between 2010 and 2022 are those between the ages of 25 to 34. In 2010, this group made up only 13 percent of the population; in 2022, this group is predicted to make up almost 17 percent.

The age group of 15 to 24-year olds will see a significant decrease by almost 3 percent in 2022.

Figure 3: Hesperia Recreation and Park District Population Age Distribution, 2010 to 2022



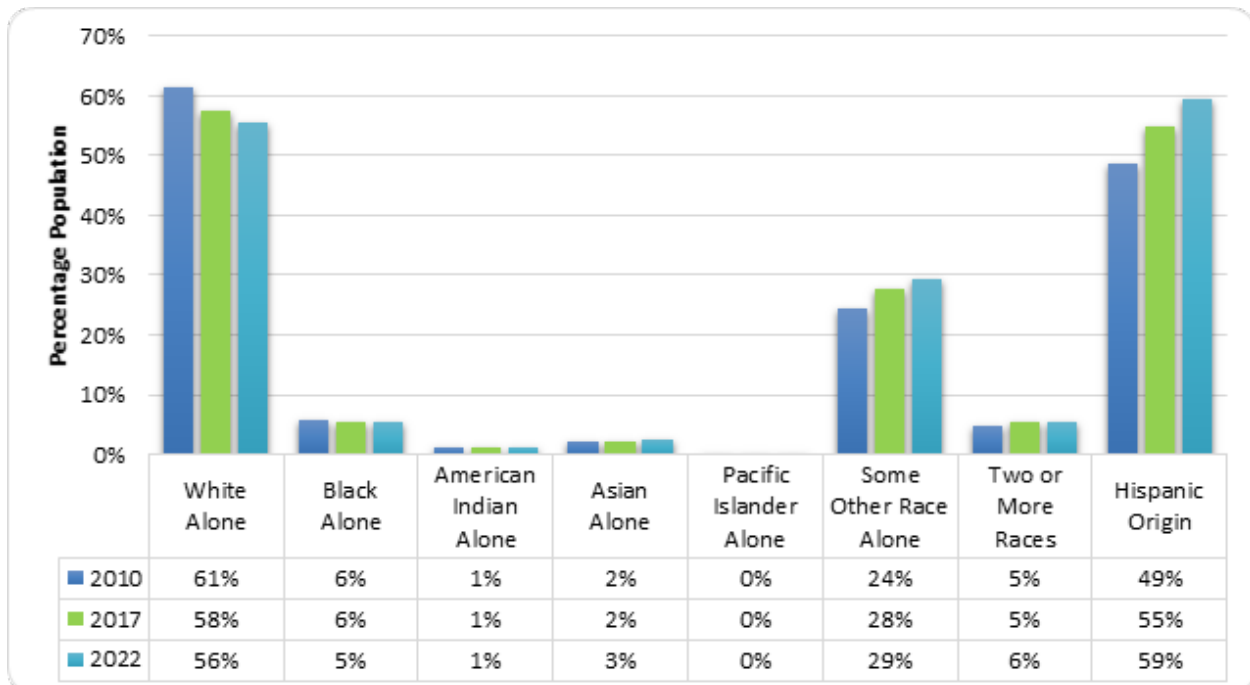
Source: Esri Business Analyst

Race/Ethnicity

Prior to reviewing demographic data pertaining to a population’s racial and ethnic character, it is important to note how the U.S. Census classifies and counts individuals who identify as Hispanic. The Census notes that Hispanic origin can be viewed as the heritage, nationality, lineage, or country of birth of the person or the person’s parents or ancestors before arrival in the United States. In the U.S. Census, people who identify as Hispanic, Latino, or Spanish may be any race and are included in all of the race categories. All race categories add up to 100 percent of the population, the indication of Hispanic origin is a different view of the population and is not considered a race. **Figure 4** reflects the approximate racial/ethnic population distribution for the Hesperia Recreation and Park District based on the 2010 U.S. Census, and the Esri 2017 estimates and 2022 projections.

The demographic composition of Hesperia (58 percent White; 55 percent Hispanic Origin) is much more diverse than the average of the United States (70 percent White; 18 percent Hispanic Origin). It is predicted that by 2022, those identifying as “White Alone” reach 58 percent, while those of Hispanic Origin will be at almost 59 percent. The minority population will become the majority in the near future.


Figure 4: Hesperia Recreation and Park District Racial and Ethnic Character 2010 through 2022



Source: Esri Business Analyst

Educational Attainment

According to a Census study, education levels had more effect on earnings over a 40-year span in the workforce than any other demographic factor, such as gender, race, and ethnic origin.¹ As illustrated in **Figure 5**, roughly 79 percent of District residents had attained a high school level education or higher.

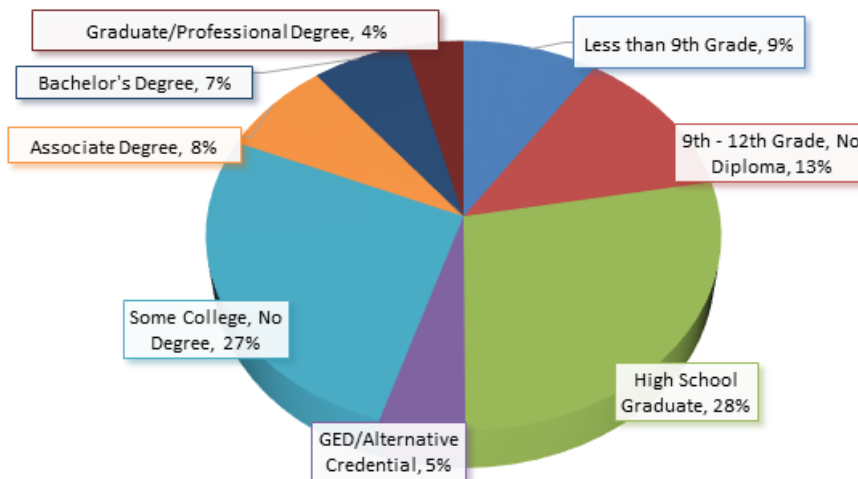


In 2017, only four percent of residents held a graduate or professional level degree. The most common educational attainment was a high school graduate at 28 percent, followed closely by those who had finished some college but had not attained a degree.



¹ Tiffany Julian and Robert Kominski, "Education and Synthetic Work-Life Earnings Estimates" American Community Survey Reports, US Census Bureau, <http://www.Census.gov/prosd/2011pubs/acs-14.pdf>, September 2011.

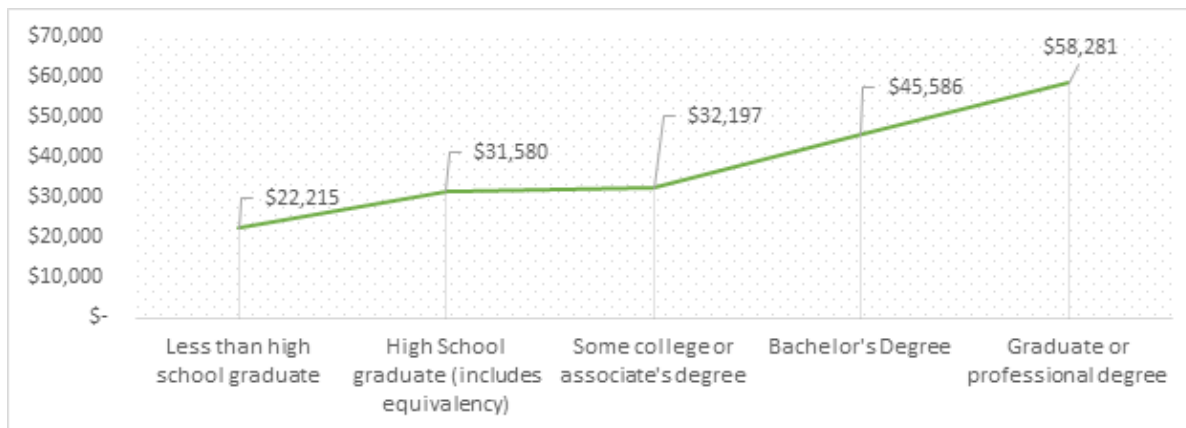
Figure 5: Hesperia Recreation and Park District 2017 Educational Attainment of Adults (ages 25+)



Source: Esri Business Analyst

As shown in **Figure 6**, the Census Bureau's 2016 American Community Survey reported that Hesperia Recreation and Park District residents (age 25+) with a graduate or professional degree (\$58,281) earned more than double that of those without a high school degree (\$22,215).

Figure 6: Hesperia Recreation and Park District 2016 Median Income by Educational Attainment of Adults (ages 25+)



Source: American Community Survey, Median Earnings by Education, 2016

Household Information



As seen in **Table 2**, the total number of housing units and households in Hesperia is increasing, as well as the average household size. There will be an increase in renter-occupied housing units, while owner-occupied housing units is projected to decrease about two percent.

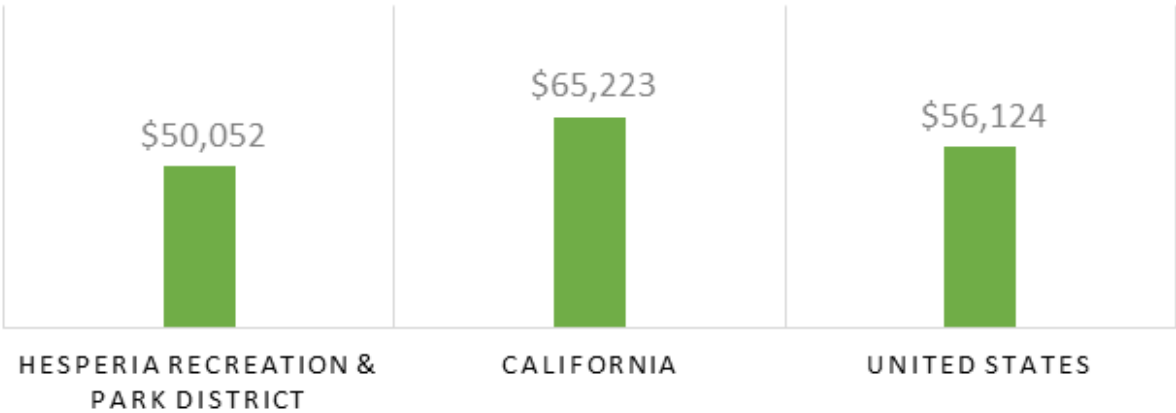
Table 2: Hesperia Recreation and Park District Housing Profile 2010 to 2022

	2010	2017	2022	Change
Total Housing Units	29,631	30,378	31,206	↑
Number of Households	26,996	27,747	28,443	↑
Average Household Size	3.41	3.48	3.50	↑
Owner Occupied Housing Units	61.4%	59.9%	59.4%	↓
Renter Occupied Housing Units	29.7%	31.5%	31.8%	↑
Vacant Housing Units	8.9%	8.7%	7.9%	↓

Source: Esri Business Analyst

The most current data from the U.S. Census Bureau and the American Community Survey, illustrated in **Figure 7**, indicates that the median household income in the Hesperia Recreation and Park District was lower than median household income in California and the United States.

Figure 7: Median Household Income



Source: Esri Business Analyst

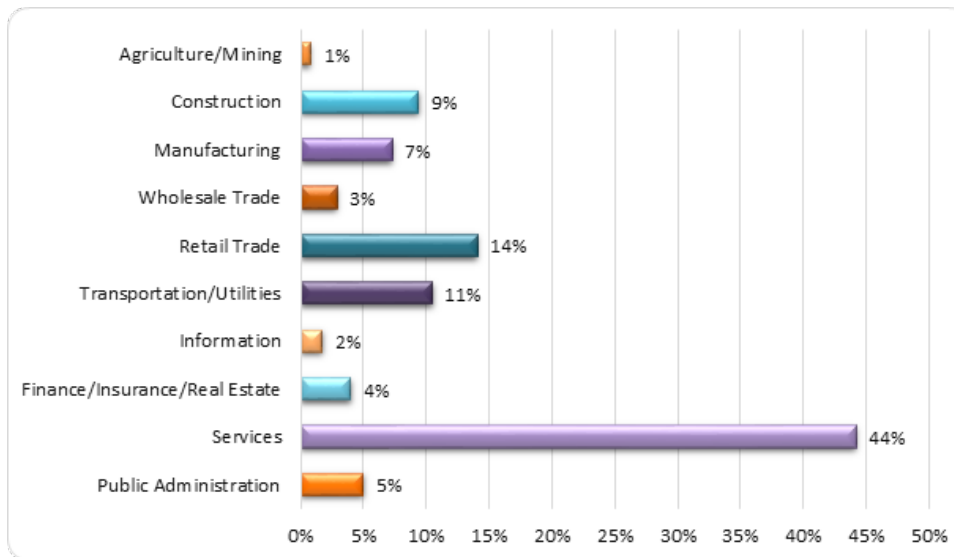
Employment



According to the American Community Survey, the employed population in the Hesperia (those ages 16+) was estimated to be 68,058 in 2016. The unemployment rate reached 13.6 percent in the City in 2016.

The majority of working residents (age 16+) in Hesperia were employed in jobs in the service industry (44 percent) as illustrated in **Figure 8**. It is estimated that retail trade employed over 14 percent of residents, while Transportation/Utilities also employed about 11 percent of residents.

Figure 8: Hesperia Recreation and Park District Employment by Industry (2017)



Source: Esri Business Analyst

Health Ranking

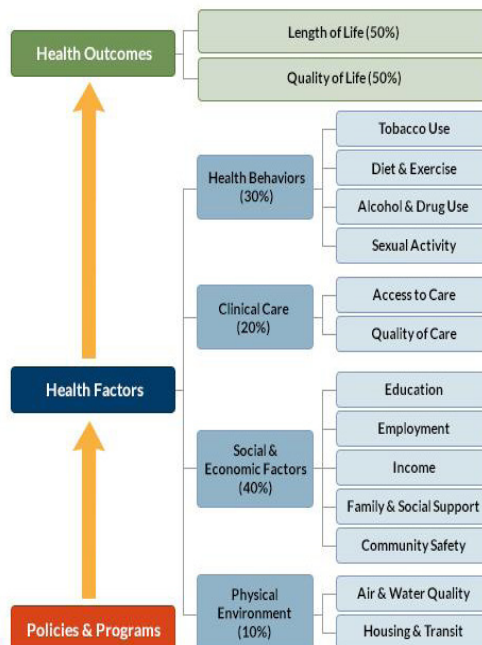
County Health Ranking

Robert Wood Johnson Foundation’s *County Health Rankings and Roadmaps* provide annual insight on the general health of national, state, and county populations. The 2017 *Rankings* model shown in **Figure 9** highlights the topic areas reviewed by the Foundation.

The health ranking for San Bernardino County gauged the public health of the population based on “how long people live and how healthy people feel while alive,” coupled with ranking factors including healthy behaviors, clinical care, social and economic, and physical environment factors.²

² University of Wisconsin Population Health Institute & Robert Wood Johnson Foundation, *City Health Rankings 2017*, <http://www.cityhealthrankings.org>

Figure 9: Health Ranking Model





Out of the 57 California counties reviewed, San Bernardino County was ranked as 41st for overall health outcomes, and 44th for health factors.

State Health Ranking

In 2017, the United Health Foundation’s *America’s Health Rankings Annual Report* ranked California as the 17th healthiest state nationally. The health rankings consider and weigh social and environmental factors that tend to directly impact the overall health of state populations.

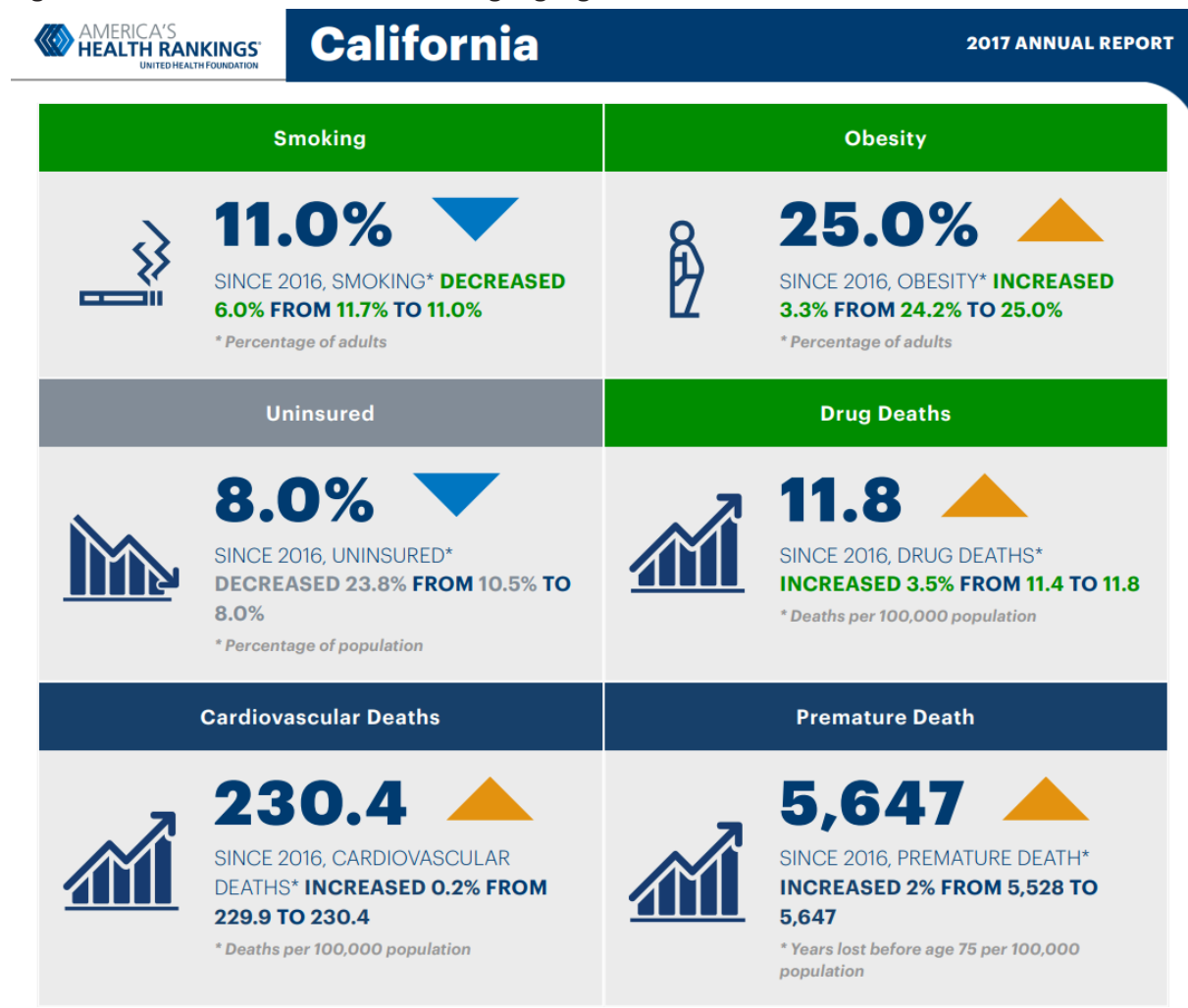
California Public health ranking strengths include:

- Low prevalence of smoking
- Higher number of dentists
- Low Infant Mortality Rate

Challenges to California’s health include:

- High levels of air pollution
- Large disparity in health status by educational attainment
- Low immunization coverage among children

Figure 10: 2017 California Health Ranking Highlights



Source: [United Health Foundation’s America’s Health Rankings Annual Report 2017](#)

C. PARK AND RECREATION INFLUENCING TRENDS

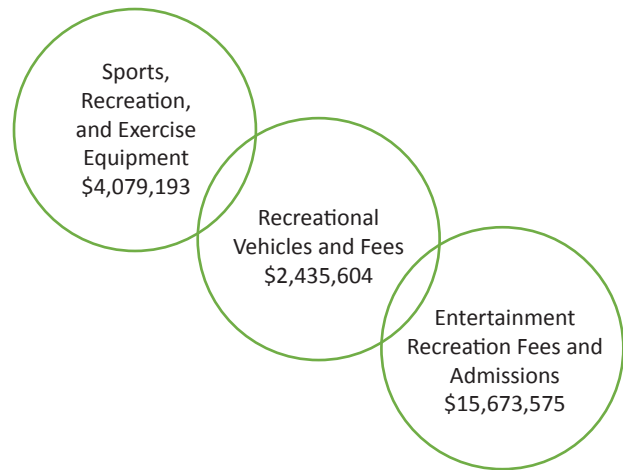
The pace of change today requires analyzing recreation trends from both a local and national level. Understanding the participation levels of the District residents using data from the U.S. Census Bureau, combined with research of relevant national recreation trends, provides critical insights that help to plan for the future.

Learning from these new shifts in participation in outdoor recreation, sports, and cultural programs, is an essential component of understanding and serving the community within the Sphere of Influence.

Local and State-wide Recreational Expenditures

According to the U.S. Census Bureau, Hesperia Recreation and Park District residents spent on average \$777.66 a year on recreational expenditures. This included membership fees for social, recreation, and community clubs, fees for recreation lessons, camping fees, and recreation equipment purchases, and other related recreation expenses. **Figure 11** represents the projected total dollar amount of expenditures for sports, recreation, and exercise equipment, recreational vehicles and fees, entertainment and recreation fees and admissions for residents of the Hesperia Recreation and Park District in 2018. It also shows the combined spending for recreation of Hesperia Recreation and Park District residents.

Figure 11: 2018 Hesperia Recreation and Park District Projected Recreational Expenditures



Source: U.S. Census, ESRI Business Analyst

According to the Outdoor Industry Economy Report, in California alone, annual consumer spending in outdoor recreation is \$92 billion, supporting 691,000 million direct jobs. This led to \$6.2 billion in state and local tax revenue. Nearly 56 percent of California residents participate in outdoor recreation annually. According to the Outdoor Industry Association, outdoor recreation (691,000) sustains more jobs in California than the wine industry and the film and television industry combined (516,000).

Figure 12: State of California Outdoor Recreation Economy



Source: Outdoor Industry, 2016 Outdoor Recreation Economy Report

Generational Changes

Table 3: Generational Age Categories

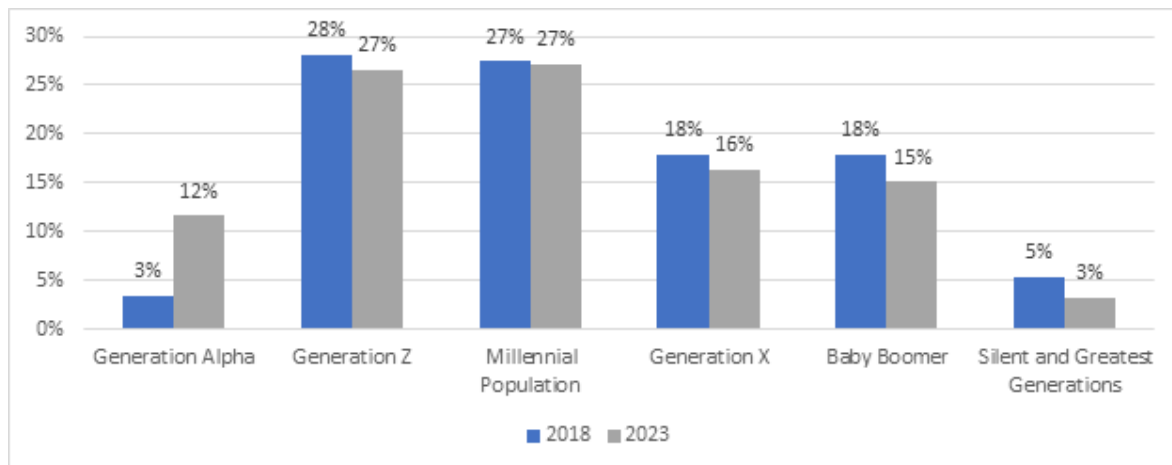
Generational Group	Age Category
Generation Alpha	~ Born 2017 - ?
Generation Z	~ Born 1999 - 2016
Millennials	Born 1981 - 1998
Generation X	Born 1965 - 1980
Baby Boomers	Born 1946 - 1964
Silent Generation	Born 1945 and earlier

Activity Participation varies based on age, but it also varies based on generational preferences. In regard to generational activity, according to the 2018 “Sports, Fitness, and Leisure Activities Topline Participation Report,” Millennials had the highest percentage of those who were “active to a healthy level,” but 25 percent of Millennials also remained sedentary. Nationwide, nearly 28 percent of Generation X were inactive, with Baby Boomers at 33 percent inactive. Baby Boomers prefer low impact fitness activities such as swimming, cycling aquatic exercise, and walking for fitness.

The figure below demonstrates the breakdown of generations in the District. As Generation Alpha grows in size, all other generational groups are expected to decrease in size. The Baby Boomer generation, which made up 18 percent of the population, will decrease by three percentage points in just five years.



Figure 13: District Generational Comparisons from 2018 - 2023



Source: ESRI Business Analyst

Figure 14: Generational Characteristics

BABY BOOMERS	GENERATION X	MILLENNIALS	GENERATION Z
<ul style="list-style-type: none"> • Least Active Generation • Top 3 activity preferences: <ul style="list-style-type: none"> ▪ Fitness Sports ▪ Outdoor Sports ▪ Individual Sports 	<ul style="list-style-type: none"> • Varied Activity Levels • Top 3 activity preferences: <ul style="list-style-type: none"> ▪ Fitness Sports ▪ Outdoor Sports ▪ Individual Sports 	<ul style="list-style-type: none"> • Moderately Active • Top 3 activity preferences: <ul style="list-style-type: none"> ▪ Fitness Sports ▪ Outdoor Sports ▪ Individual Sports 	<ul style="list-style-type: none"> • Most Active Generation • Top 3 activity preferences: <ul style="list-style-type: none"> ▪ Outdoor Sports ▪ Team Sports ▪ Fitness Sports

Source: SFIA 2018 Topline Report

Racial and Ethnic Trends

The United States is becoming increasingly racially and ethnically diverse. People who identify as Hispanic, Latino, or Spanish may be any race and are included in all of the race categories. The U.S. Census Bureau notes that Hispanic origin can be viewed as the heritage, nationality, lineage, or country of birth of the person, or the person’s parents or ancestors before arrival in the United States. In 2010, over 55 percent of adults identified as being of Hispanic origin in Hesperia. This number is expected to reach over 60 percent in 2023. The Hesperia Recreation and Park District is more diverse than the State of California and the United States.

Table 4: Hispanic Population Change over Time

Variable	Hesperia Recreation and Park District	California	USA
2010 Hispanic Population (%)	48.9%	37.62%	16.35%
2018 Hispanic Population (%)	55.72%	39.59%	18.32%
2023 Hispanic Population (%)	60.65%	41.11%	19.82%

Source: Pew Research Center, 2018

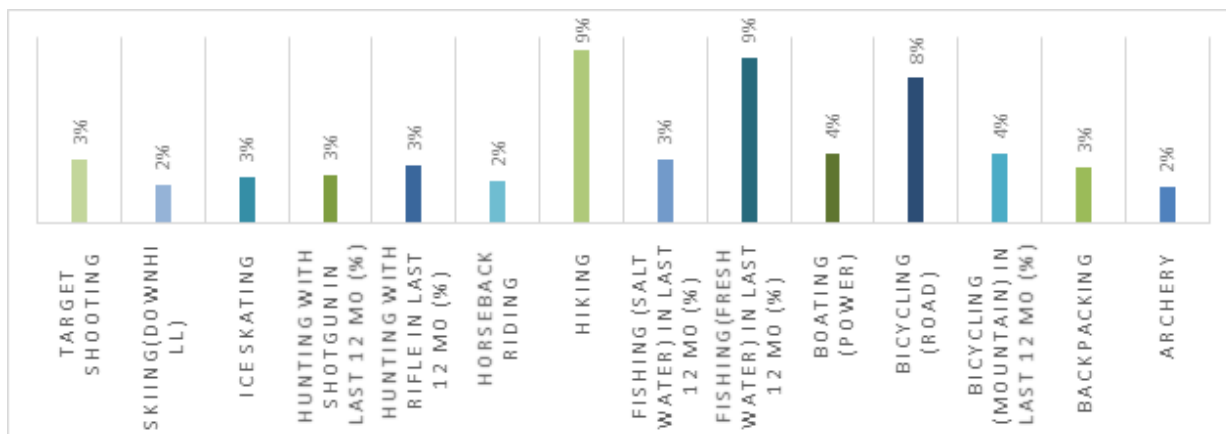
Recreational Preferences

According to the 2018 “Sports, Fitness, and Leisure Activities Topline Participation Report,” outdoor recreation is an activity group that is continuing to capture the interest and attention of new audiences. With the exception of those older than 55, camping as the number one activity of interest among non-participants.



Nationally, overnight backpacking has seen an average annual growth of 7 percent for the last five years. RV Camping has also grown in popularity, with an average annual growth of 9 percent in the last three years. Stand up paddle boarding has seen, on average, 20 percent annual growth in the last five years. According to the 2018 SFIA, Millennials are more likely than other generations to engage in water sports. In Hesperia, hiking and freshwater fishing were the two most popular activities. Road biking was also a favorite in Hesperia, with four percent household participation.

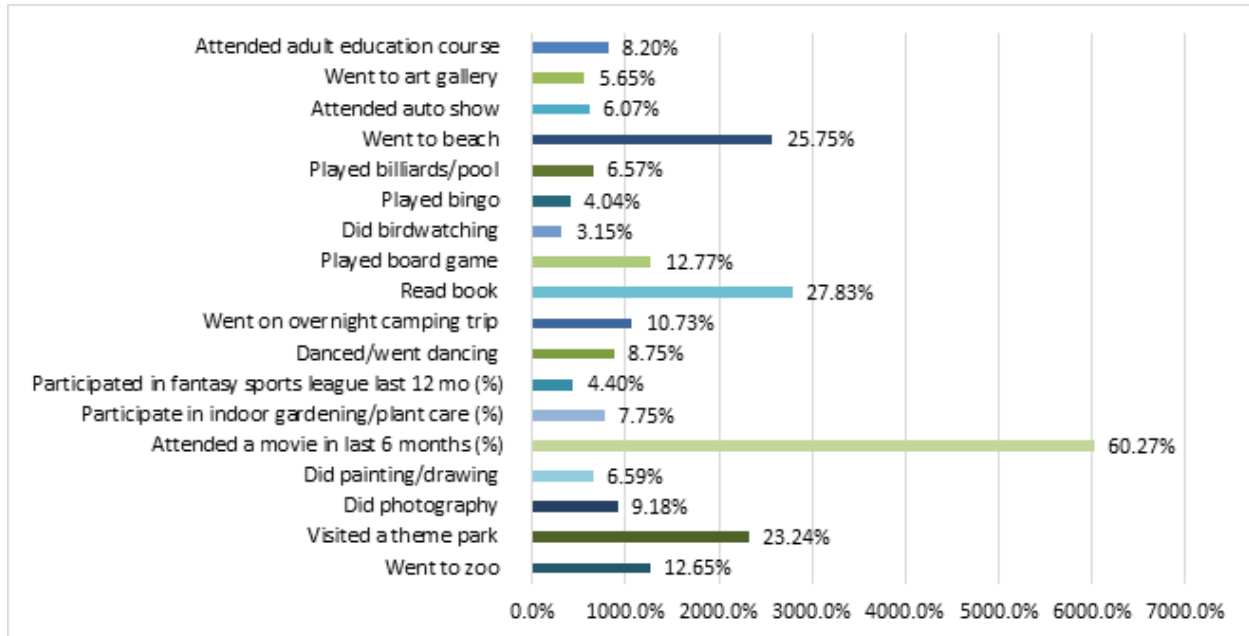
Figure 15: Outdoor Recreation Participation



Source: ESRI Business Analyst, U.S. Census

With regard to leisure activity, Hesperia Recreation and Park District household participation is listed in **Figure 16**. Over 60 percent of the population has seen a movie in the past six months; this was the most popular activity in the Hesperia Recreation and Park District. Reading books, visiting the beach, camping overnight, playing board games, and visiting theme parks were all leisure activities with over 10 percent household participation. Those activities are highlighted in green.

Figure 16: Hesperia Recreation and Park Fitness and Health Participation in District



Source: ESRI Business Analyst, U.S. Census

In 2018, the most popular fitness activity in the District was walking for exercise, followed by swimming, jogging/running, and weight lifting. Nationwide, walking for exercise was the most common activity.


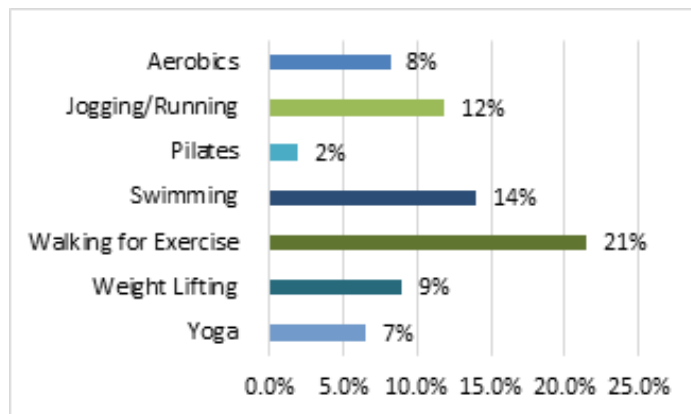


Figure 17: Hesperia Recreation and Park District Fitness and Health Participation

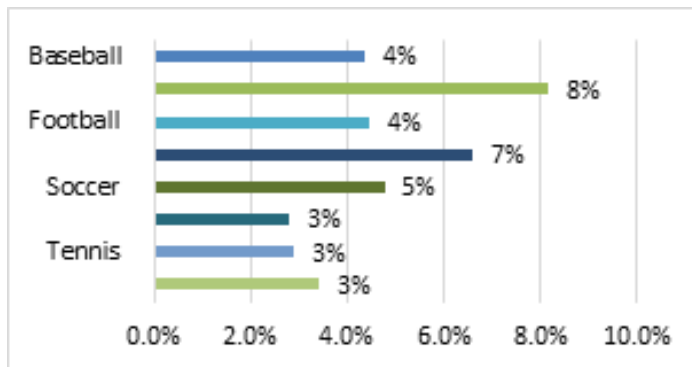


Source: ESRI Business Analyst, U.S. Census

With regard to participation in sports, golf and basketball were two of the most popular sports. Soccer, football, and baseball were also popular in the District.



Figure 18: Hesperia Recreation and Park District Participation in Team Sports



Source: ESRI Business Analyst, U.S. Census

D. COMMUNITY AND STAKEHOLDER INPUT

Introduction & Methodology

The purpose of this needs assessment was to gather public feedback on Hesperia Recreation and Park District parks and recreation facilities and programs. This needs assessment effort and subsequent analyses were designed to assist the District in developing the District’s Recreation and Park District Master Plan to reflect the community’s needs and desires and to prepare for future growth and change and the resulting need for enhancements to existing and new programs and facilities.

To engage the community, over 200 stakeholders were invited via email, letters and phone calls, public notices, and press releases. The consultant team facilitated five (5) focus groups and four (4) stakeholder meetings with 38 participants and one (1) public forum during the information gathering process. The public forum was open to residents, many of whom frequently use the recreation and park facilities and/or programs located throughout the District. A second public meeting was held during the consultant team’s findings and visioning visit. A visioning workshop was also conducted with the District’s Leadership Team. The information gathered was very important to

determine public feedback on the District’s parks and recreation facilities and programs. These public input sessions and subsequent analyses were designed to assist the District and the project team in gathering information to develop a community needs assessment survey that was used to develop the Comprehensive Master Plan update.

Random Invitation Community Survey Report

Methodology

The survey was conducted using three primary methods: 1) a mailed survey sent to a random sample of District residents, 2) a password-protected online survey to further encourage response from those residents already within the random sample, and 3) an open online survey for members of the public who were not part of the random sample (promoted through social media and other sources). To maximize sample size for analysis and input, the summary herein primarily focuses on overall response from all of these methods combined. This more robust combined sample more closely resembles the demographics of Hesperia than the random sample did alone, thus providing a more balanced representation of District residents within the research findings. The primary list source used for the mailing was a third party list purchased from Melissa Data Corp., a leading provider of data with emphasis

on U.S., Canadian, and international address and phone verification as well as postal software. Use of the Melissa Data list also includes renters in the sample who are frequently missed in other list sources such as utility billing lists.

A total of **3,500** surveys were mailed to a random sample of households determined to be within District boundaries in June 2018. The final sample size for this survey across the combined methods was **767**.

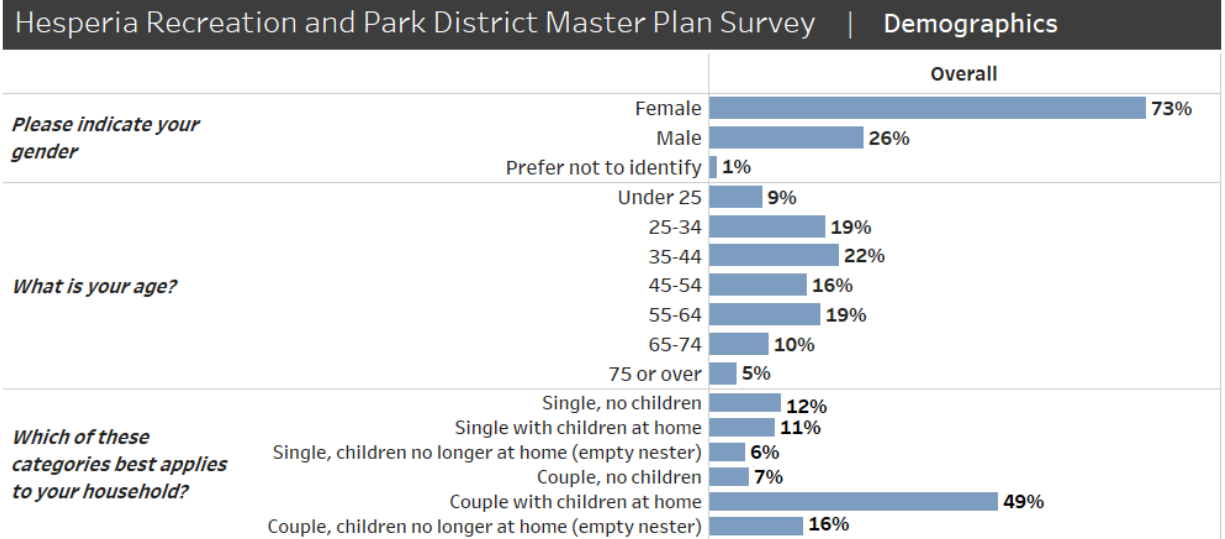
The analysis herein focuses on overall response from the combined random and open samples. Furthermore, results were segmented and analyzed by presence of children in the household, respondent age, and length of time lived in the community. Those results are presented in cases where meaningful differences were observed.

Top 10 Findings

1. A broad cross-section of the community is represented in the survey results. Respondents live all over the District, representing a variety of age cohorts and household compositions, and length of time in the community.
2. Overall, respondents are somewhat familiar with Hesperia recreation and parks. Both younger (<34) and older (>55) respondents, as well as those without children at home and newer residents, were less likely to be familiar, highlighting that more outreach to those residents may be in order.
3. Residents would like to see improved communication around offerings. About 1/3 said the District is ineffective at reaching them with information, and nearly as many noted that communication improvements would increase their usage of amenities. The activity guide, website, Facebook, and email are most preferred.
4. Usage of Hesperia Lake Park, Hesperia Civic Plaza Park, and Lime Street Park/Community Center is high, regardless of respondent demographics. Although, it should be noted that households with kids are particularly frequent users of these amenities.
5. Respondents provided mid-range satisfaction ratings for parks, programs/services, and recreation facilities. While more respondents were satisfied than dissatisfied, a notable share were in the middle. No meaningful differences in satisfaction were observed by different demographic cohorts.
6. Hesperia parks are highly important to the community, and needs are currently being adequately met. Trails and pathways are also important to households, but are less likely to be meeting needs. Therefore, this may be an area for future improvement.
7. The top future priorities over the next 5 to 10 years include making improvements and/or renovating existing amenities at parks, expanding programs and activities, developing new parks in new locations, and creating additional trails/pathways.
8. Overall, households are most interested in more community events. Program interests do vary considerably by age and household composition, and therefore the District would be well-served to develop a variety of programs to serve various segments of the community.
9. More park amenities is the top area that, if addressed, would increase resident utilization of recreation and park facilities. However, issues related to maintenance and safety also arose as top barriers to participation. These topics also came up frequently in the comments.
10. Fee increases would have moderate impact on future recreation participation, with about two in five respondents saying their participation would be limited somewhat or significantly. However, most respondents would need more information to determine the level of impact.


Survey Demographic Profile

Nearly three quarters (73%) of the sample are female. Half of respondents are under age 45. Three in five respondents (60%) have children at home, 19 percent are singles or couples without children, and 22 percent are empty nesters.



Source: RRC Associates and GreenPlay

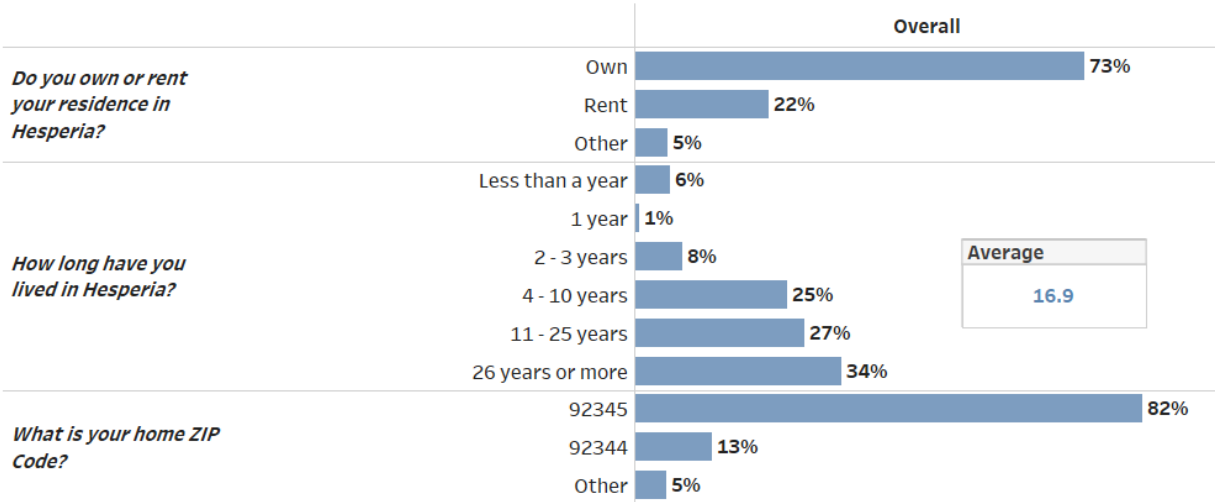
Eighty-nine percent of households earn under \$100,000, and 11 percent earn over \$100,000 annually. Just over one-third (36%) identify as Hispanic or Latino. About two-thirds of respondents (67%) identify as white, and about one-quarter identify as another race (25%).



Source: RRC Associates and GreenPlay

Almost three-quarters of respondents own their residence (73%) compared to 22 percent that rent. Overall, respondents have lived in Hesperia an average of 16.9 years. Fifteen percent (15%) have lived in Hesperia for three years or less. The majority of respondents live in the 92345 zip code (82%), followed by 92344 (13%).

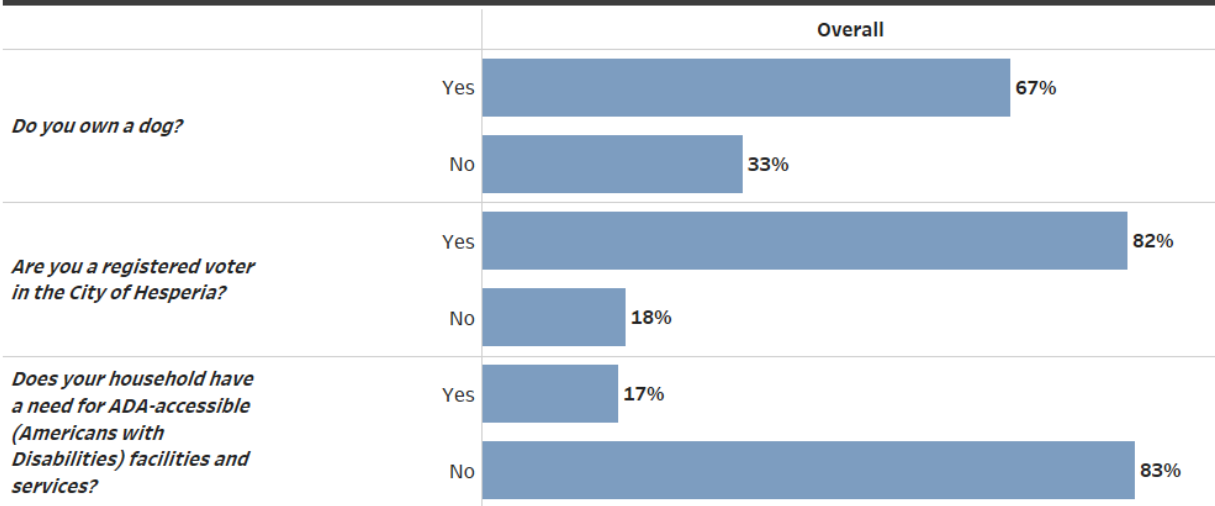
Hesperia Recreation and Park District Master Plan Survey | Demographics



Source: RRC Associates and GreenPlay

About two-thirds of respondents own a dog (67%), a majority of respondents are registered to vote in the City of Hesperia (82%), and 17 percent reported a need for ADA-accessible facilities and services.

Hesperia Recreation and Park District Master Plan Survey | Demographics

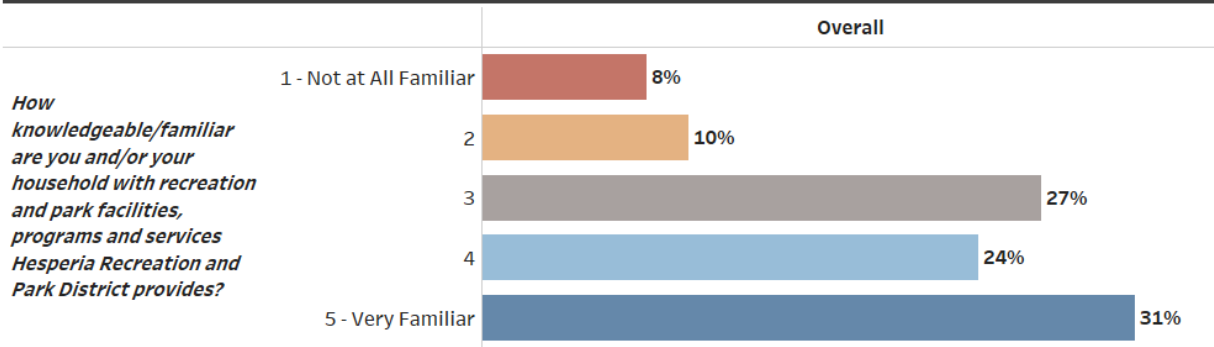


Source: RRC Associates and GreenPlay

Familiarity & Usage

Respondents were somewhat familiar with the parks and recreation facilities, programs, and services provided by the District. More respondents indicated that they were familiar (responding 4 or 5; 55%) than unfamiliar (responding 1 or 2; 18%). The average rating was 3.6.

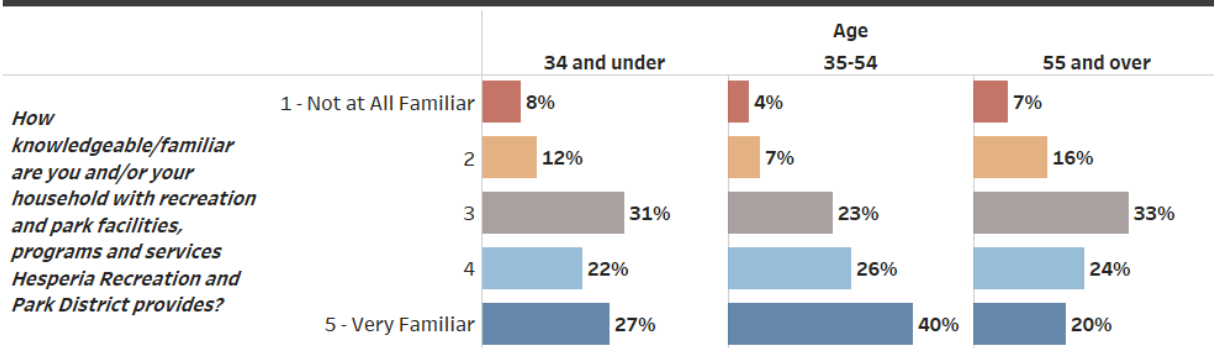
Hesperia Recreation and Park District Master Plan Survey | Familiarity with Facilities, Programs, and Services



Source: RRC Associates and GreenPlay

Residents age 34 or younger and 55 and older were much less likely to be “very familiar” with Hesperia parks and recreation amenities (27% and 20%, respectively) than respondents 35-54 (40%).

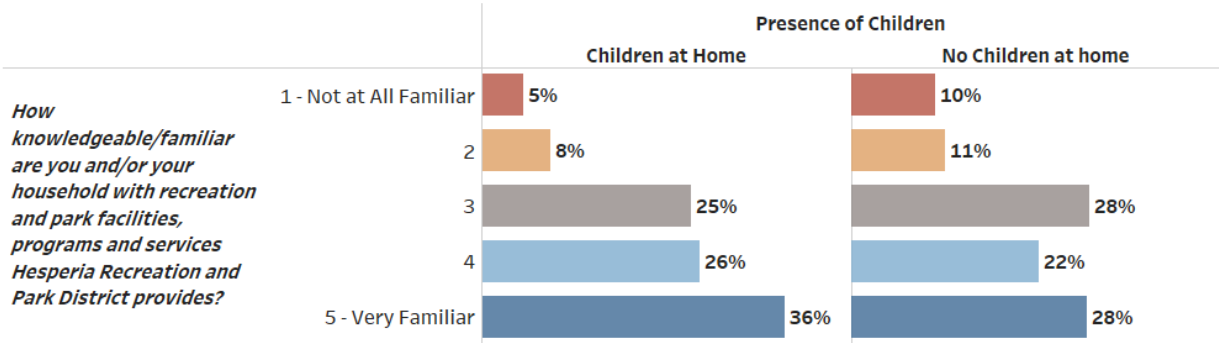
Hesperia Recreation and Park District Master Plan Survey | Familiarity with Facilities, Programs, and Services



Source: RRC Associates and GreenPlay

Households with children at home were more familiar with Hesperia parks and recreation facilities, programs, and services than households without children at home (62% responding 4 or 5 vs. 50%).

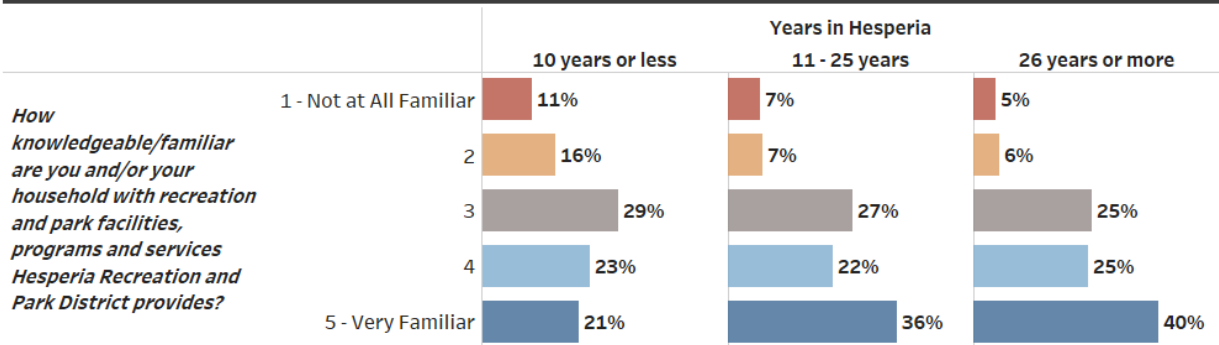
Hesperia Recreation and Park District Master Plan Survey | Familiarity with Facilities, Programs, and Services



Source: RRC Associates and GreenPlay

Familiarity with Hesperia parks and recreation facilities, programs, and services increased with length of time in the community, from 44 percent of those living in the area ten years or less being familiar (providing a rating of 4 or 5) to 65 percent of those living in the area at least 26 years.

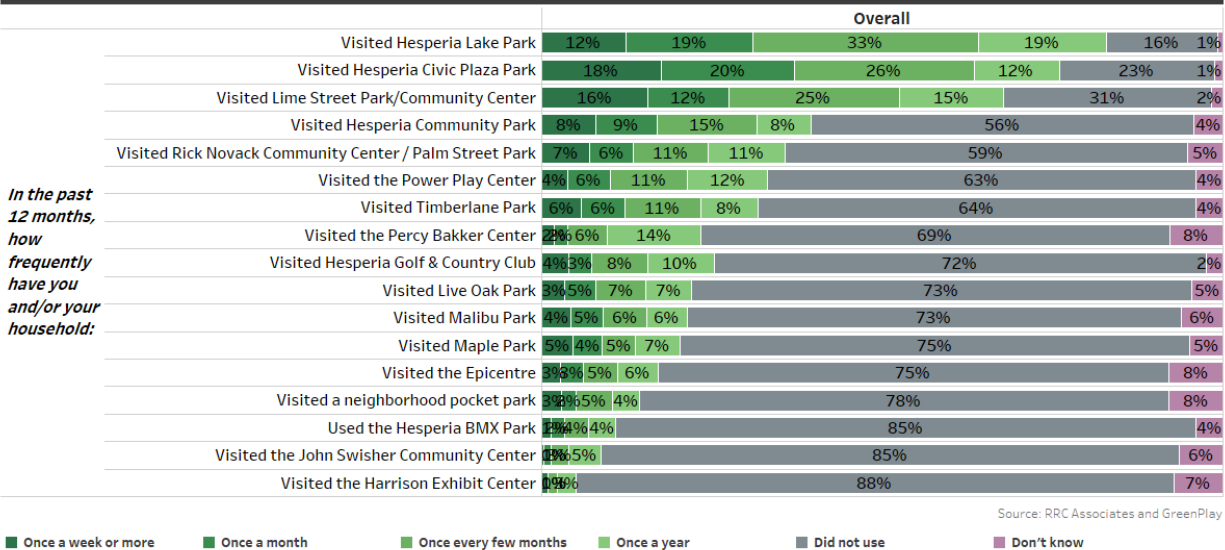
Hesperia Recreation and Park District Master Plan Survey | Familiarity with Facilities, Programs, and Services



Source: RRC Associates and GreenPlay

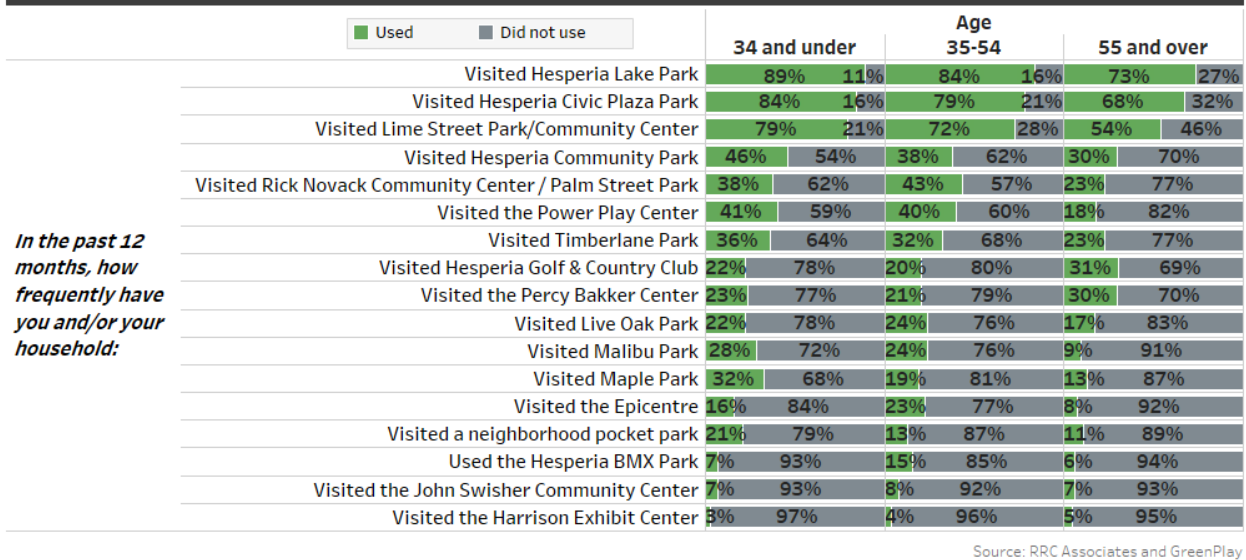
Respondents were most likely to have visited Hesperia Lake Park, with 83 percent having visited at least once in the past year and 12 percent at least once a week. Hesperia Civic Plaza Park is the next most visited overall (76% visited at least once in the prior year) and the most visited on a weekly basis (18%). The Lime Street Park/Community Center was also highly frequented, with 68 percent of respondents having visited at least once in the past year and 16 percent at least once a week.

Hesperia Recreation and Park District Master Plan Survey | Current Usage



Visitation of Hesperia Lake Park and Hesperia Civic Plaza Park were very high, regardless of respondent age. However, visitation of Hesperia amenities generally decreased among older age cohorts—89 percent of those age 34 or younger visited Hesperia Lake Park at least once in the prior year compared to 73 percent of those aged 55 or older. Younger respondents were generally more likely to use Hesperia amenities than older respondents.

Hesperia Recreation and Park District Master Plan Survey | Current Usage



Households without children were slightly more likely to have visited Hesperia Community Park and Hesperia Golf & Country Club in the past year than households with children. Otherwise, households with children at home were generally more likely to have used each Hesperia amenity more often in the prior year than those with children – this was particularly the case with regard to Lime Street Park/Community Center (79% vs. 62%).

Hesperia Recreation and Park District Master Plan Survey | Current Usage

	Legend		Presence of Children			
	Used	Did not use	Children at Home		No Children at home	
<i>In the past 12 months, how frequently have you and/or your household:</i>	Visited Hesperia Lake Park	88%	12%	80%	20%	
	Visited Hesperia Civic Plaza Park	82%	18%	73%	27%	
	Visited Lime Street Park/Community Center	79%	21%	62%	38%	
	Visited Hesperia Community Park	39%	61%	43%	57%	
	Visited Rick Novack Community Center / Palm Street Park	44%	56%	33%	67%	
	Visited the Power Play Center	41%	59%	30%	70%	
	Visited Timberlane Park	35%	65%	32%	68%	
	Visited Hesperia Golf & Country Club	21%	79%	29%	71%	
	Visited the Percy Bakker Center	25%	75%	26%	74%	
	Visited Live Oak Park	23%	77%	23%	77%	
	Visited Malibu Park	26%	74%	20%	80%	
	Visited Maple Park	23%	77%	20%	80%	
	Visited the Epicentre	21%	79%	16%	84%	
	Visited a neighborhood pocket park	16%	84%	15%	85%	
	Used the Hesperia BMX Park	12%	88%	11%	89%	
	Visited the John Swisher Community Center	8%	92%	10%	90%	
	Visited the Harrison Exhibit Center	3%	97%	7%	93%	

Source: RRC Associates and GreenPlay

Visitation of Hesperia Lake Park was very high (81-85%), regardless of respondent tenure in Hesperia. Visitation of Hesperia Civic Plaza Park (75-78%) and Lime Street Park/Community Center (67-71%) were also high and not impacted by tenure. Residents who have lived in the area 26+ years were more frequent users of Timberlane Park, Hesperia Golf & Country Club, and Live Oak Park than those who have lived in the area for fewer years.

Hesperia Recreation and Park District Master Plan Survey | Current Usage

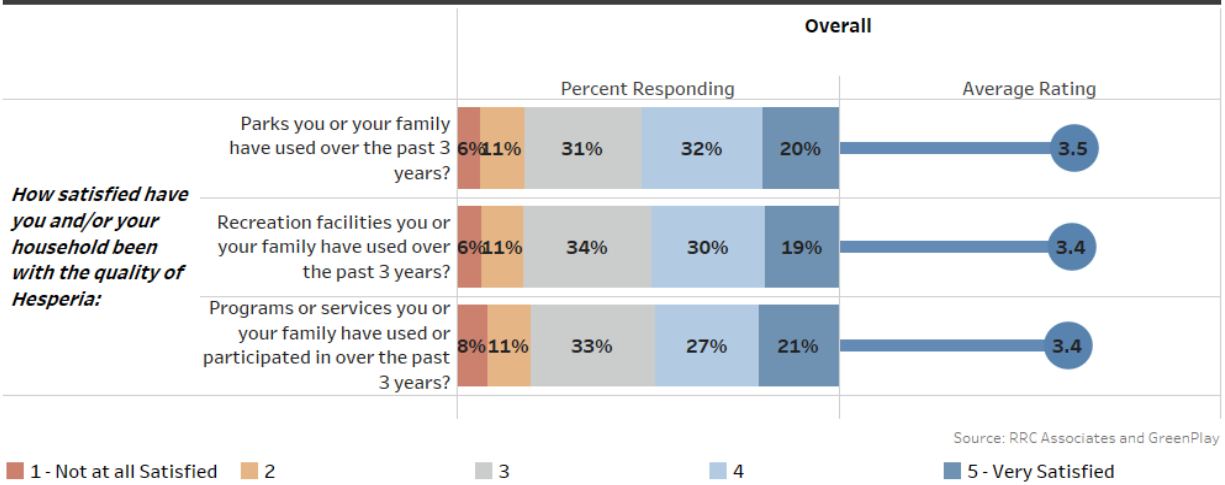
	Legend		Years in Hesperia				
	Used	Did not use	10 years or less	11 - 25 years	26 years or more		
<i>In the past 12 months, how frequently have you and/or your household:</i>	Visited Hesperia Lake Park	84%	16%	81%	19%	85%	15%
	Visited Hesperia Civic Plaza Park	75%	25%	78%	22%	76%	24%
	Visited Lime Street Park/Community Center	67%	33%	71%	29%	70%	30%
	Visited Hesperia Community Park	41%	59%	43%	57%	41%	59%
	Visited Rick Novack Community Center / Palm Street Park	33%	67%	48%	52%	37%	63%
	Visited the Power Play Center	31%	69%	42%	58%	32%	68%
	Visited Timberlane Park	25%	75%	34%	66%	42%	58%
	Visited Hesperia Golf & Country Club	22%	78%	24%	76%	33%	67%
	Visited the Percy Bakker Center	19%	81%	30%	70%	29%	71%
	Visited Live Oak Park	17%	83%	25%	75%	30%	70%
	Visited Malibu Park	22%	78%	33%	67%	15%	85%
	Visited Maple Park	20%	80%	26%	74%	20%	80%
	Visited the Epicentre	20%	80%	23%	77%	15%	85%
	Visited a neighborhood pocket park	16%	84%	19%	81%	13%	87%
	Used the Hesperia BMX Park	12%	88%	12%	88%	11%	89%
	Visited the John Swisher Community Center	8%	92%	11%	89%	9%	91%
	Visited the Harrison Exhibit Center	4%	96%	8%	92%	5%	95%

Source: RRC Associates and GreenPlay

Satisfaction & Importance Ratings

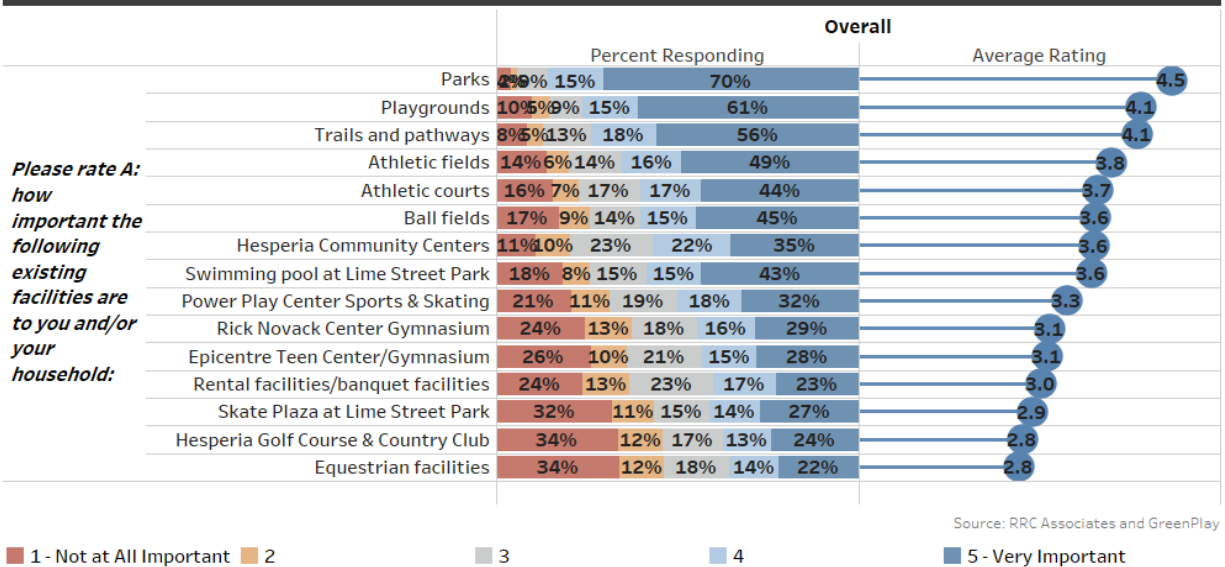
Satisfaction ratings were highest for parks (average rating 3.5), followed by recreation facilities (3.4), and programs or services (3.4). In each case, a greater share of respondents indicated they were satisfied (providing a rating of 4 or 5) than dissatisfied (providing a rating of 1 or 2). Satisfaction ratings were also analyzed by age, tenure in the community, and presence of children at home – no meaningful differences were observed between groups.

Hesperia Recreation and Park District Master Plan Survey | Satisfaction with Recreation and Parks



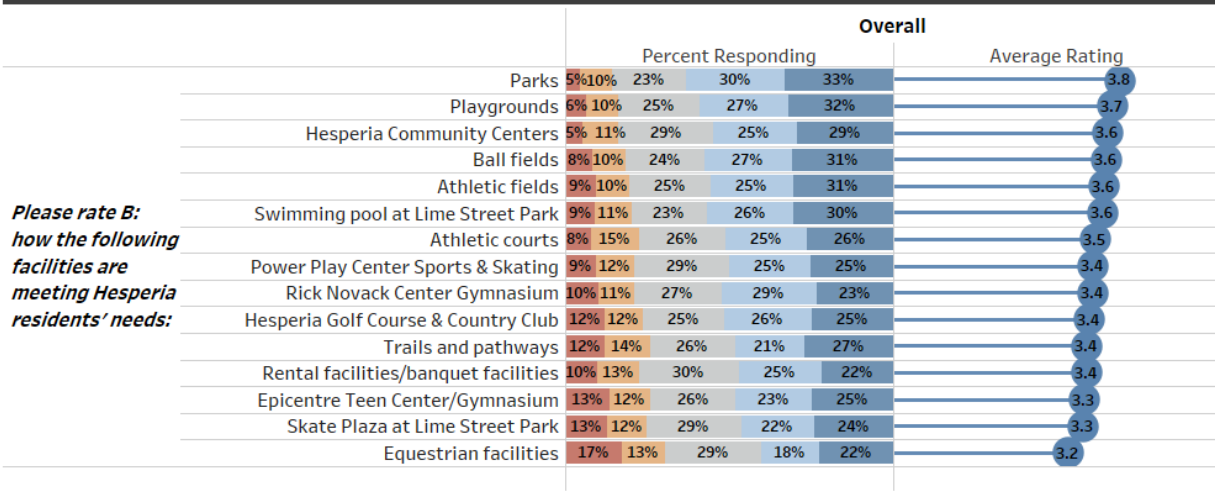
Parks are the most important existing facility to respondents (given an average rating of 4.5), closely followed by playgrounds and trails/pathways (4.1, respectively). In a second tier of response, athletic fields (3.8), athletic courts (3.7), ball fields (3.6), Hesperia Community Centers (3.6), and the swimming pool at Lime Street Park (3.6) received high importance ratings.

Hesperia Recreation and Park District Master Plan Survey | Importance of facilities



When asked the degree to which existing facilities are meeting household needs, parks were again highest-rated, with an average rating of 3.8. Existing facilities are all generally meeting households' needs, with most all receiving an average rating of 3.3 to 3.8. Equestrian facilities were rated slightly lower at 3.2.

Hesperia Recreation and Park District Master Plan Survey | Degree to Which Facilities Meet Needs



1 - Not at All

2

3

4

5 - Completely

Source: RRC Associates and GreenPlay



IMPORTANCE-PERFORMANCE MATRIX

**High importance/
Low needs met**

These are key areas for potential improvements. Improving these facilities would likely positively affect the degree to which community needs are met overall.

**High importance/
High needs met**

These amenities are important to most respondents and should be maintained in the future, but are less of a priority for improvements as needs are currently being adequately met.

These “niche” facilities have a small but passionate following, so measuring participation when planning for future improvements may prove to be valuable.

Current levels of support appear to be adequate. Future discussions evaluating whether the resources supporting these facilities outweigh the benefits may be constructive.

**Low importance/
Low needs met**

**Low importance/
High needs met**

Hesperia Recreation and Park District Master Plan Survey | Level of Importance vs. Needs Met for Current Facilities



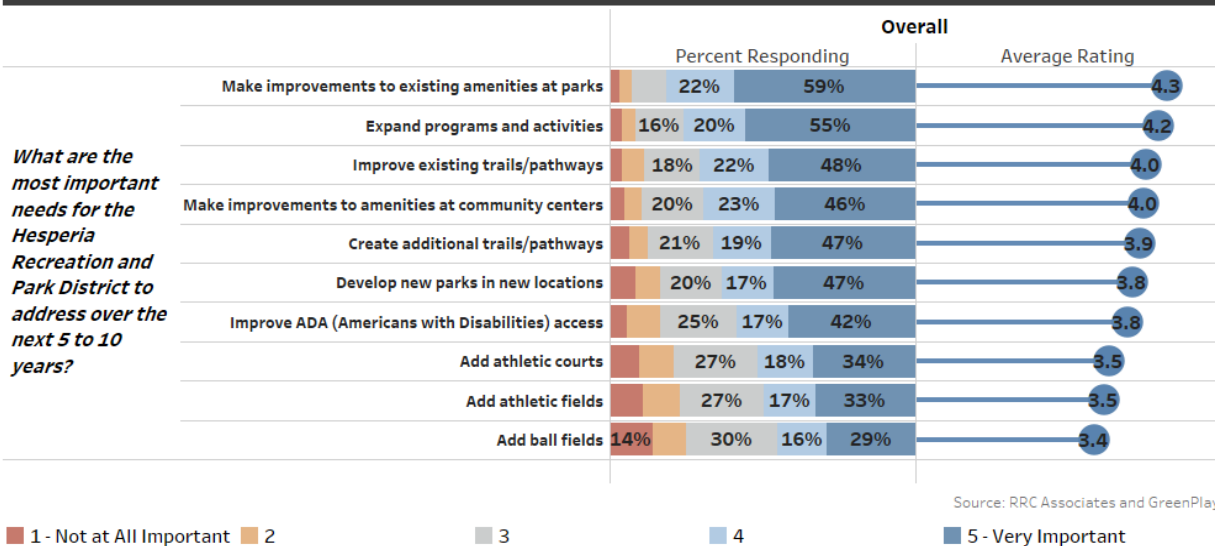
Source: RRC Associates and GreenPlay

As shown in the above graphic all of the District’s facilities placed within the red oval which depicts the acceptable placement relevant to the community’s ratings of importance and needs met.

Future Facility & Program Priorities

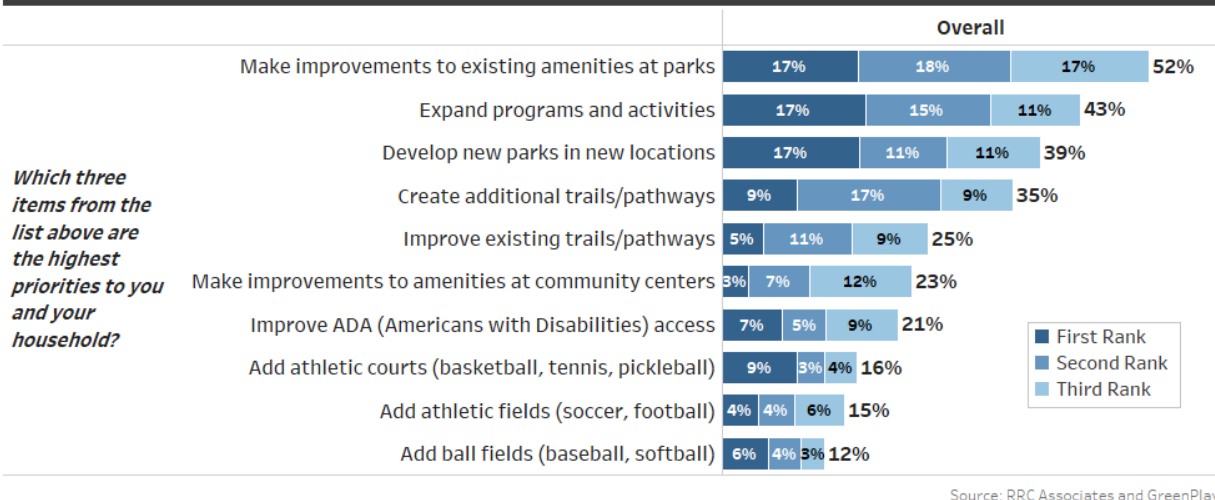
When asked the most important needs to be addressed over the next 5 to 10 years, two items rose to the top of the list as being very important to respondents: improving existing amenities at parks (4.3), and expanding programs and activities (average rating of 4.2). Improving existing trails/pathways (4.0), making improvements to amenities at community centers (4.0), creating additional trails/pathways (3.9), developing new parks in new locations (3.8), and improving ADA access (3.8) closely followed.

Hesperia Recreation and Park District Master Plan Survey | Future Facilities and Programs




Making improvements to existing amenities at parks was the most selected future priority, with 52 percent of respondents citing this item among their top three choices. Expanding programs and activities (43%) and developing new parks in new locations (39%) closely followed. Those three responses also had roughly the same share of respondents citing it as their top priority (17%).

Hesperia Recreation and Park District Master Plan Survey | Future Facilities and Programs



All age cohorts most prioritized making improvements to existing amenities at parks. Respondents age 34 or younger were more likely to prioritize developing new parks in new locations (49%) relative to respondents 55 and over (27%). There were also notable differences in how older respondents prioritized improving ADA access and making improvement to amenities at community centers relative to younger respondents.

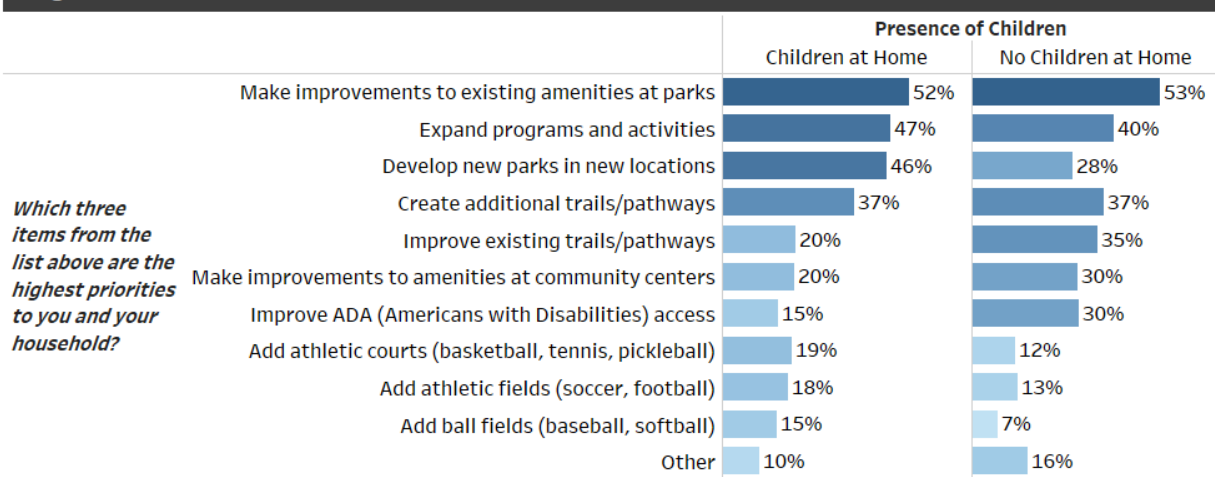
Hesperia Recreation and Park District Master Plan Survey | Future Facilities and Programs



Source: RRC Associates and GreenPlay

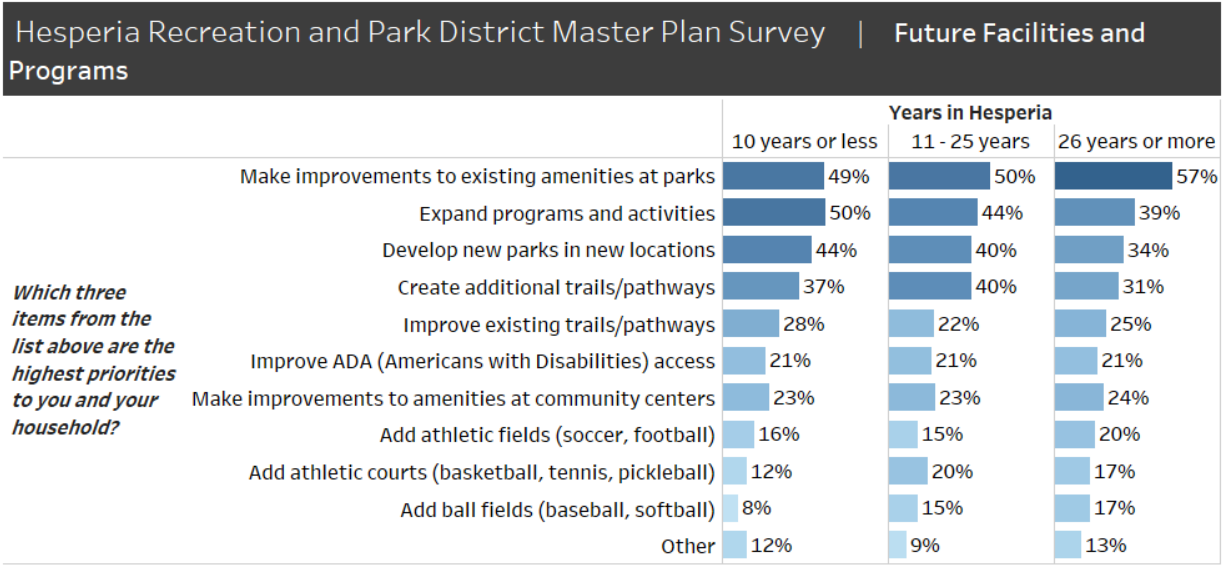
Respondents with children at home were notably more likely to prioritize developing parks in new locations than respondents without children (46% vs. 28%). Meanwhile, respondents without children at home were much more likely to rank improving existing trails/pathways (35% vs. 20%), making improving to amenities at community centers (30% vs. 20%), and improving ADA access (30% vs. 15%) as top future priorities.

Hesperia Recreation and Park District Master Plan Survey | Future Facilities and Programs



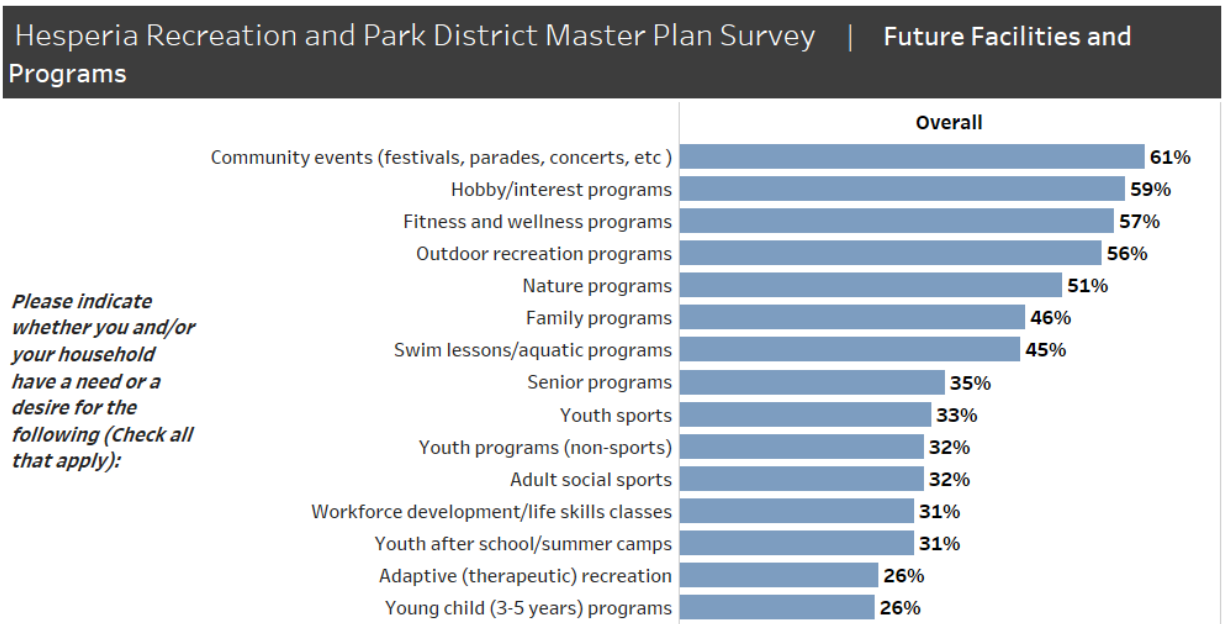
Source: RRC Associates and GreenPlay

The rank order of priorities for future facilities was relatively similar regardless of length of time living in Hesperia. However, respondents who have lived in Hesperia 26+ years were more likely to prioritize making improvements to existing amenities and parks than relative newcomers. They were also less likely to advocate for developing new parks in new locations.



Source: RRC Associates and GreenPlay

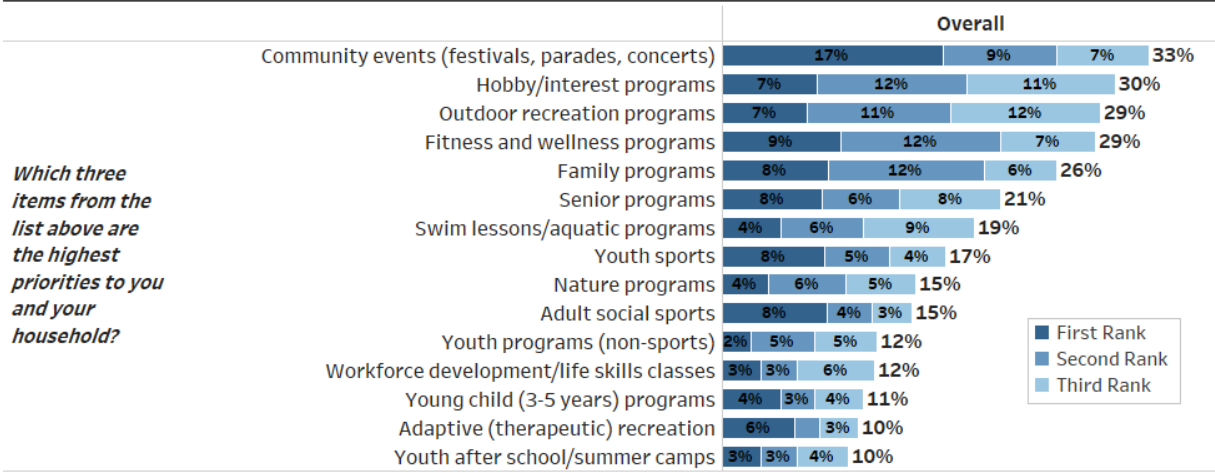
Respondents were also asked about future program interests. Over half indicated a need or desire for community events (61%), hobby/interest programs (59%), fitness and wellness programs (57%), outdoor recreation programs (56%), and nature programs (51%).



Source: RRC Associates and GreenPlay

Community events stood out as the highest program priority, with 33% of respondents citing this item among their top three choices and 17% selecting this item as a first choice. Hobby/interest programs (30%), outdoor recreation programs (29%), fitness and wellness programs (29%), and family programs (26%) were also highly prioritized.

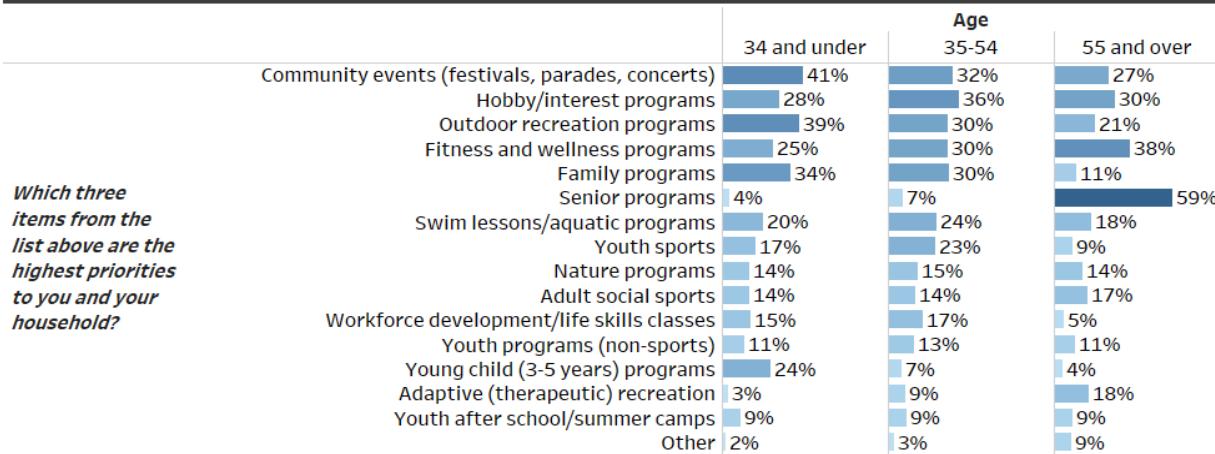
Hesperia Recreation and Park District Master Plan Survey | Future Facilities and Programs



Source: RRC Associates and GreenPlay

As one might expect, respondents age 55 and older were significantly more likely to prioritize senior programs than the younger age cohorts; they were also more likely to prioritize fitness and wellness programs and adaptive recreation. In contrast, respondents aged 34 and younger were more likely to rank community events, outdoor recreation programs, family programs, and young child programs as priorities for the future. Meanwhile, respondents in the 35-54 age cohort were most likely to prioritize hobby/interest programs.

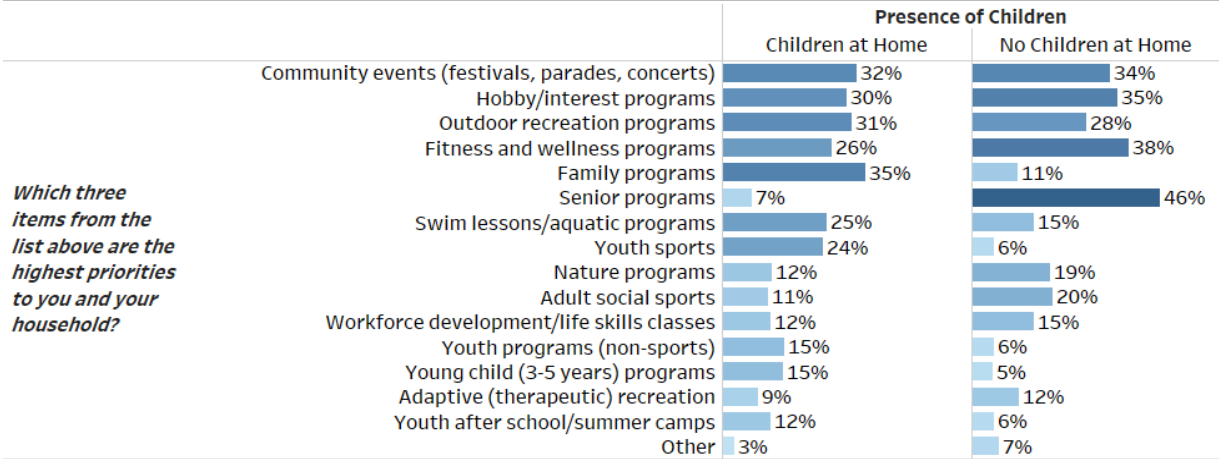
Hesperia Recreation and Park District Master Plan Survey | Future Facilities and Programs



Source: RRC Associates and GreenPlay

Regardless of presence of children community events, hobby/interest programs, outdoor recreation programs, and fitness and wellness programs were high priorities for future programming. However, households with kids were more likely to prioritize family programs, swim lessons/aquatic programs, and youth sports/programs than those without kids. Household without kids placed more importance on senior programs, nature programs, and adult social sports.

Hesperia Recreation and Park District Master Plan Survey | Future Facilities and Programs



Source: RRC Associates and GreenPlay

By a large margin, respondents cited “more park amenities” as the most important factor for increasing their utilization of Hesperia recreation and park amenities. Additionally, respondents would like to see better condition/maintenance of parks or facilities (59%), improved safety and security (45%), and better lighting (44%).

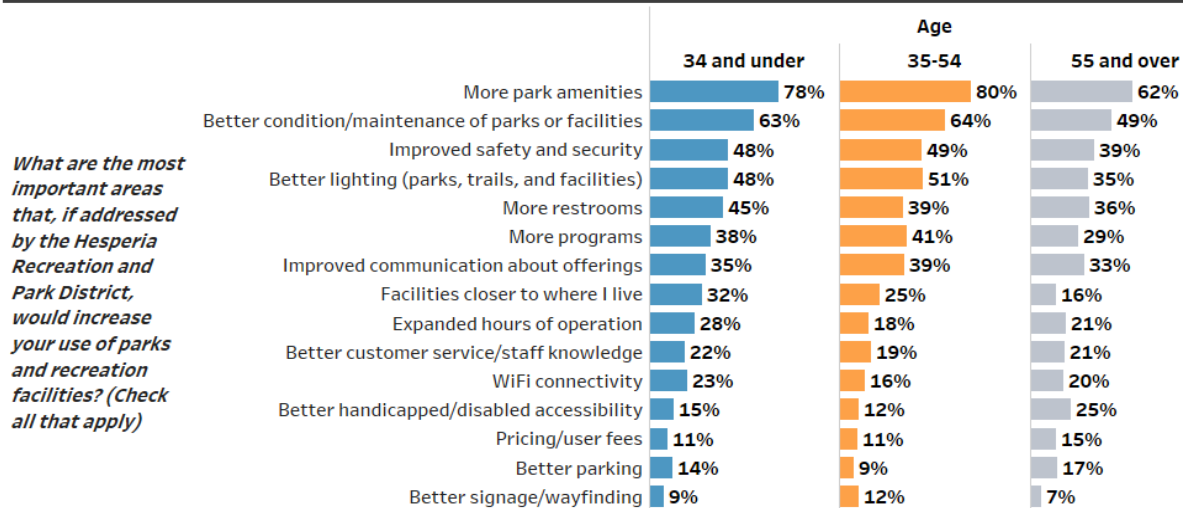
Hesperia Recreation and Park District Master Plan Survey | Future Facilities and Programs



Source: RRC Associates and GreenPlay

While all respondents, regardless of age, were likely to cite lack of park amenities and condition of parks/facilities as barriers, this was particularly the case with respondents 54 and younger. Respondents aged 55 and older were more likely to select better handicapped/disabled accessibility as an area to be addressed.

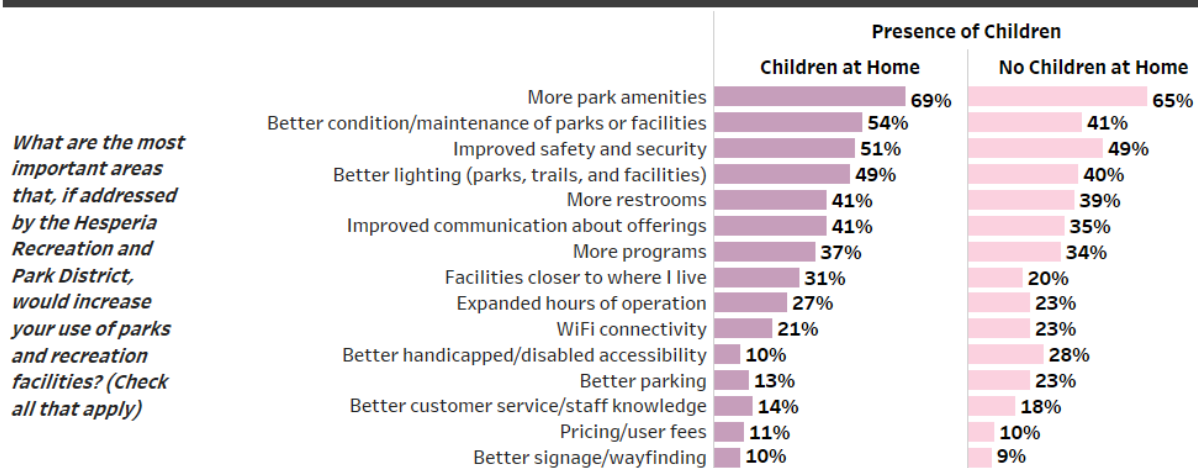
Hesperia Recreation and Park District Master Plan Survey | Future Facilities and Programs



Source: RRC Associates and GreenPlay

Households with children were notably more likely to identify better condition/maintenance of parks or facilities, better lighting, and facilities closer to home as areas that needed to be addressed. Meanwhile, households without kids were much more likely to select better handicapped/disabled accessibility and better parking.

Hesperia Recreation and Park District Master Plan Survey | Future Facilities and Programs

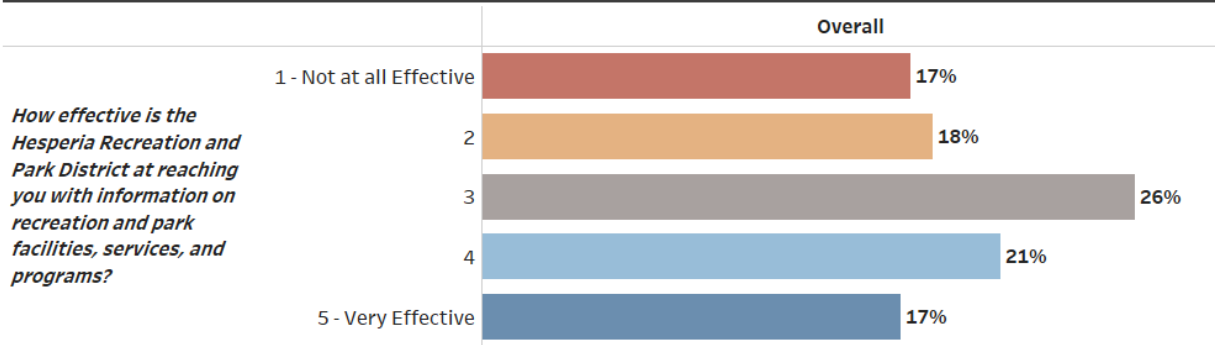


Source: RRC Associates and GreenPlay

Communication

Respondents indicated that the District is somewhat effective at reaching them with information on parks and recreation facilities, services, and programs (36% rated as ineffective vs. 38% effective). The average response rating was 3.0.

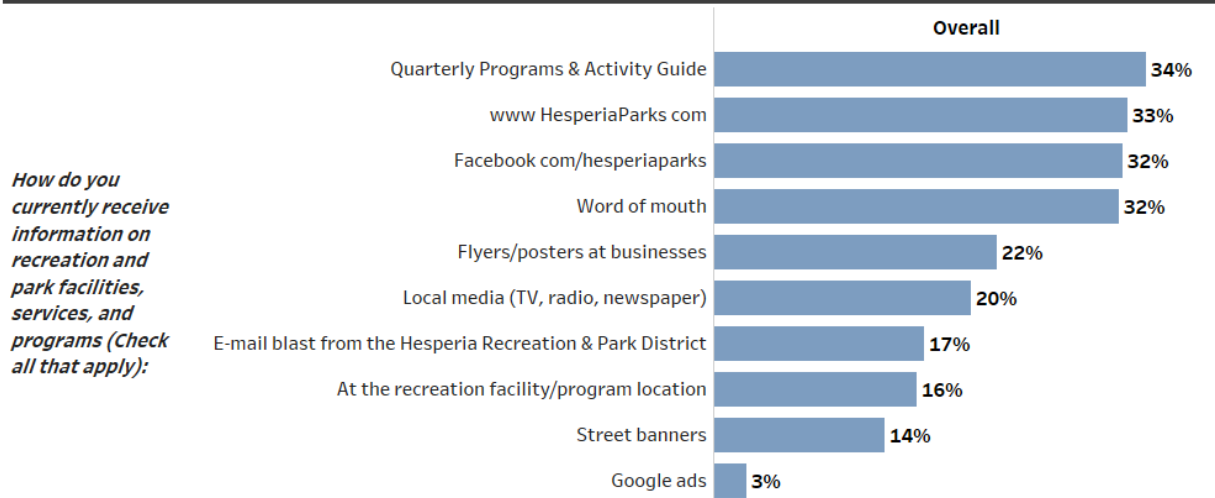
Hesperia Recreation and Park District Master Plan Survey | Familiarity with Facilities, Programs, and Services



Source: RRC Associates and GreenPlay

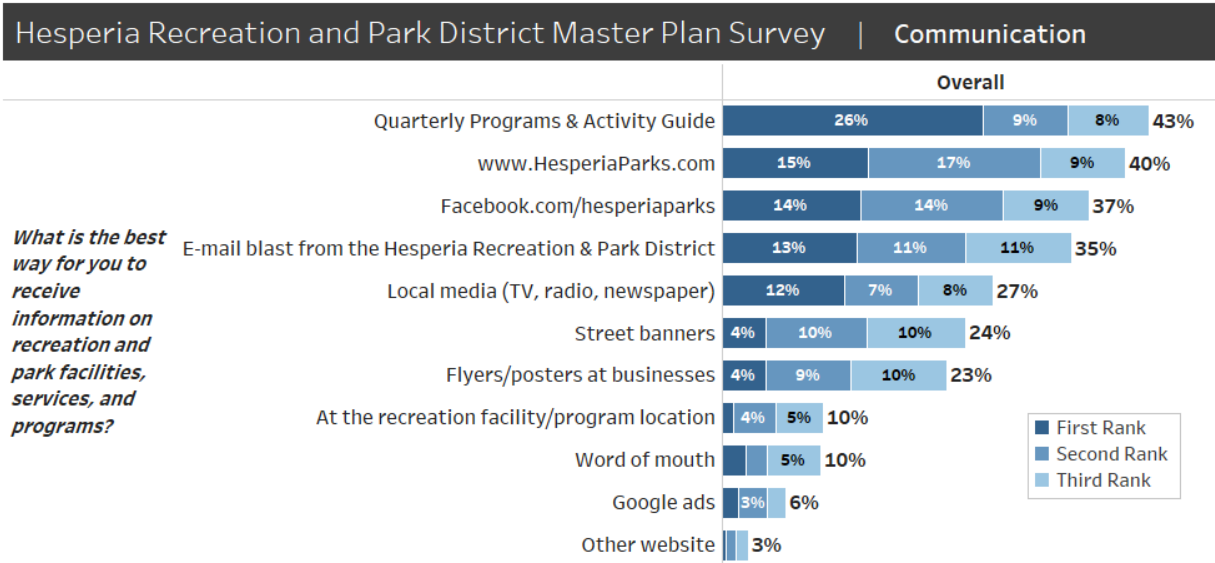
Currently, respondents have four primary ways of receiving communications: the activity guide (34%), the website (33%), Facebook (32%) and word of mouth (32%).

Hesperia Recreation and Park District Master Plan Survey | Communication



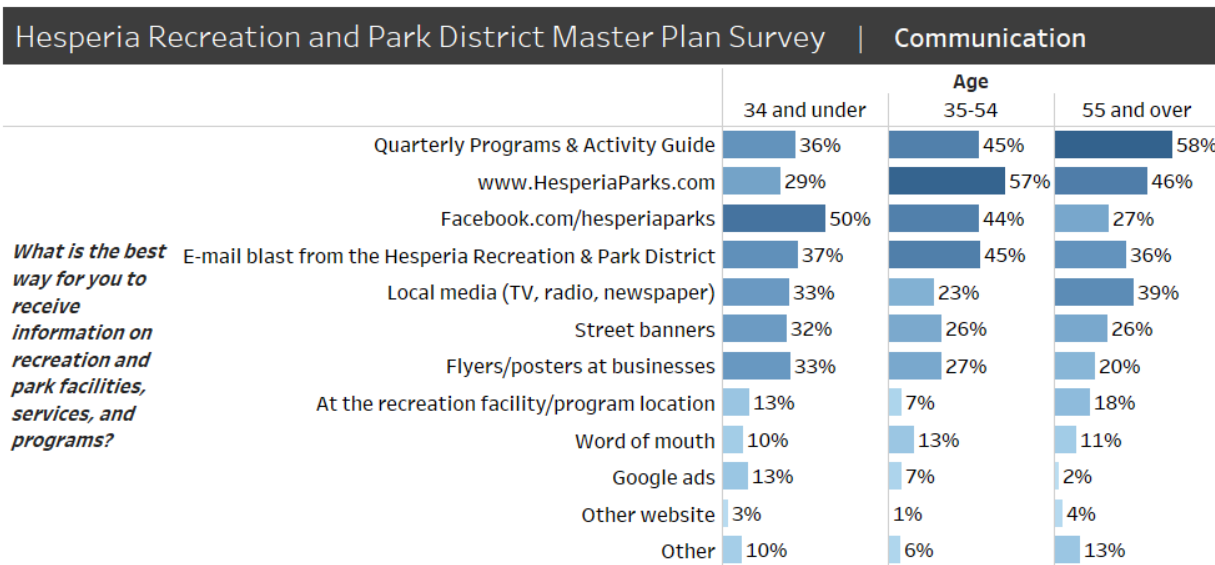
Source: RRC Associates and GreenPlay

When asked to select their most preferred ways of receiving information, quarterly programs and activity guide stood out as a top selection; 26% of respondents selected it as a first priority and 43% selected it among their top three. The website (40%), Facebook (37%), and email (35%) rounded out the top selections.



Source: RRC Associates and GreenPlay

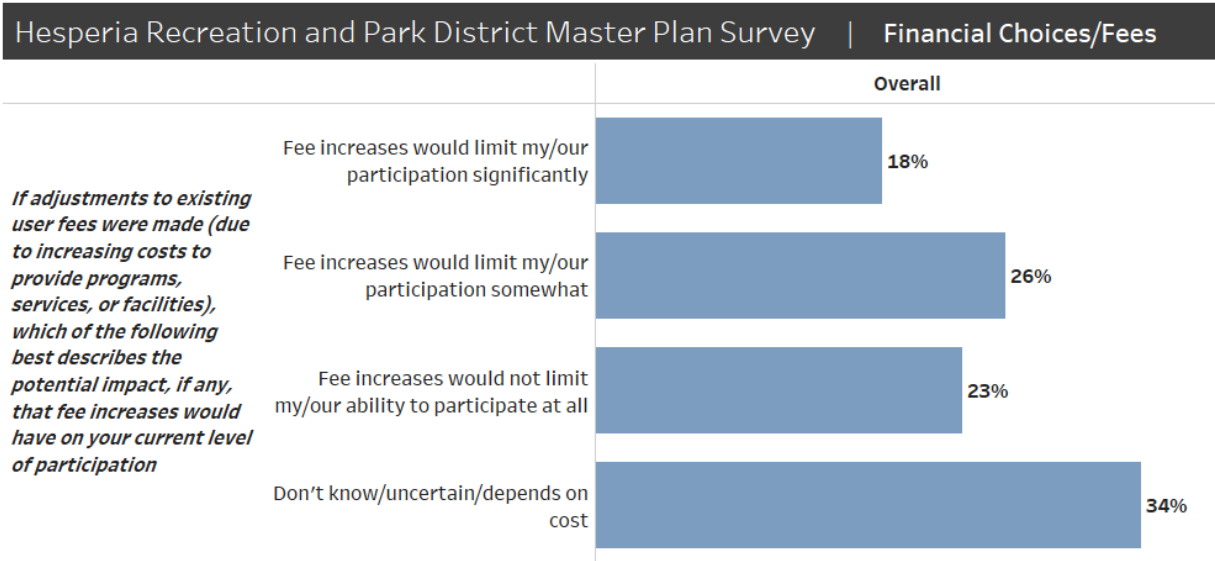
Communication preferences varied considerably by age. Respondents 55+ are best reached via quarterly programs and the activity guide, respondents 35-54 are best reached by website, and respondents under 34 by Facebook.



Source: RRC Associates and GreenPlay

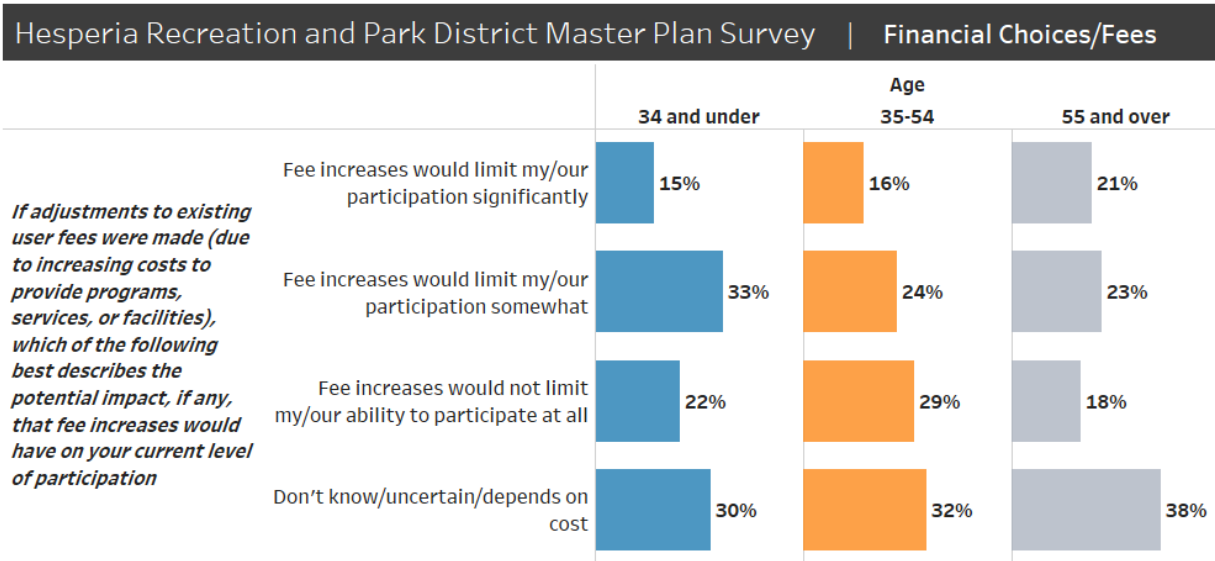
Financial Choices/Fees

About one in four respondents indicated that fee increases would not limit their participation (23%), while 44 percent said it would limit their participation somewhat (26%) or significantly (18%). About one-third of respondents are uncertain (34%).



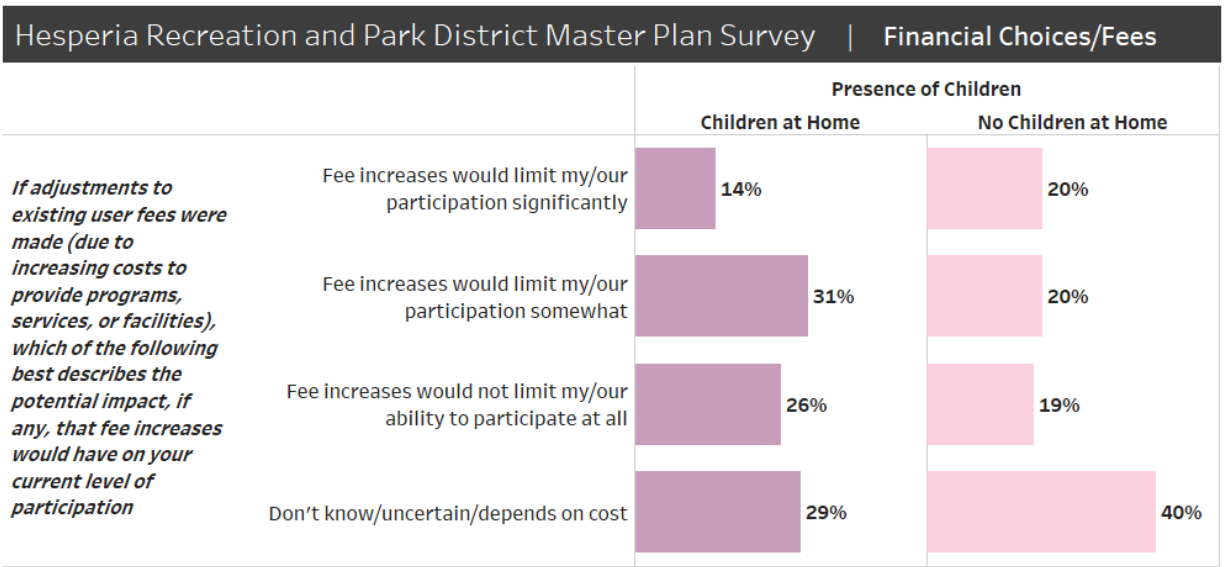
Source: RRC Associates and GreenPlay

Younger (34 and under) and older (55+) were more likely to indicate being potentially impacted by fee increases than those within the 35-54 age range.



Source: RRC Associates and GreenPlay

Households with children were more likely to indicate that fee increases would not limit their participation at all (26%) than households without children (19%).



Source: RRC Associates and GreenPlay

Suggestions

At the end of the survey, respondents were given the opportunity to provide any additional comments or suggestions for Hesperia. Themes that came up frequently through the survey were again prominent in this comment field, including safety concerns, desire for more communication, and importance of parks amenities. Many respondents also took the opportunity to praise the efforts of the Hesperia Recreation and Park District. A selection of verbatim responses is shown below. The full listing of responses is provided in the appendix.

I'm excited to see and hear about new and improved things within the parks. My children enjoy going places to play and connect with old and new friends. As an adult my husband and I like to take our children to event, sports and activities within our community.

My neighborhood has a great spot for a new park, and maybe splash pad. A nice YMCA OR sports center with a walking track, indoor courts, gym with a small yearly fee would be a suggestion. Anything that would benefit kids to play and maximize with other options to play.

We have used the parks and programs a lot over the past 19 years. We enjoy them and think Hesperia does a pretty good job.

ADVERTISE. I don't know anyone that knows what we can do at parks, uses, fees for uses, the programs they have, or what they have to do or offer. I've been to a few of these parks and have never seen anyone who works there or the buildings ever occupied or open. And no signs telling where to contact or how for info.

I think that there should be more programs for young adults. Also. More advertising. I feel that there should be more than one flyer sent out to people by mail every quarter. I feel as though there is not enough going on. It is mainly for children.

A lot has improved over the years. Hesperia needs more pools and lifeguards and fun things to do for adults like a night swim day for \$1.00- everyone would come..

I feel that if there were more parks and aquatic centers, Hesperia would be a lot more fun. Everything things needs to be updated though.

E. RECREATION PROGRAMMING, FACILITIES, AND SERVICES ANALYSIS

The District does a very good job of providing a diverse offering of programs and services based on their existing facilities and parks.

Sample of program offerings include:

- Aquatics
 - Open swim
 - Swim lessons
 - Lifeguard training courses
 - Water safety instructor courses

- Adults and Adult Sports (Leagues)
 - Softball
 - Volleyball
 - Basketball
 - Soccer
 - Football
 - Baseball
 - Pickleball

- Camps and Clinics

- Classes/Programs
 - Adult
 - Spring and Summer Kids Kamp

- Youth Sports Partners recognized by the District
 - Hesperia American Little League
 - Hesperia National Little League
 - Hesperia Trojans Youth Football
 - Hesperia Youth Soccer league
 - Hesperia AYSO
 - Hesperia BMX
 - Hesperia Wranglers

- Special Events
 - Seasonal events offered year round
 - ◆ High Dessert Pirate Renaissance Faire
 - ◆ Easter Egg Hunt

- ◆ Concerts in the parks
- ◆ Movies in the parks
- ◆ Holiday celebrations

- Facility Reservations/Rentals
 - Banquet and Hall Rentals
 - Ball field rentals
 - Picnic site rentals

- Multiple Recreation Facilities and Parks
 - See the graphic on the following page for names, locations and amenities available at each facility/park.

The following statement comes from the Master Plan Updates produced by the District in 2006 and 2012.

Recreation Programs

“The Primary objective is to provide a diverse array of recreational programs which meet the changing needs of all social, economic, and cultural groups in the community for all ages of the population. To accomplish this the District has:

- Continued to expand all programs
- Established new programs for diversified interests and ages
- Expand the After School Activities Program
- Help youth sports groups find new facilities
- Continued joint projects and worked with the Hesperia Unified School District and City of Hesperia to expand opportunities
- Expanded publicity to inform residents of new opportunities
- Expanded the ‘Epicentre’ Teen programs

“The District should continue to conduct regular facility and participation counts for programs and facilities to determine usage by residents and non-residents and feasibility of continuing current programs or changing the program offerings to better utilize available resources. Program evaluations should also be conducted at the end of each program session to determine participants’ level of satisfaction and direct appropriate programming changes or adjustments.”



Visit www.HesperiaParks.com for addresses and more information.

Facility Guide

	Baseball Fields	Basketball Courts	BMX Track	Bocceball	Campground	Community Center	Dance Studio	Dog Park	Equestrian Facilities	Fishing	Fit Trail	Group Picnic	Gymnasium	Historical Displays	Horseshoe Pit	Pickleball Courts	Picnic Areas	Playground	Program Center	Rehab Facilities	Roller Rink	Skate Plaza	Soccer Fields	Swimming Pool	Tennis Courts
1 Lime Street Park & District Offices																									
2 Palm Street Park																									
3 Percy Bakker Center																									
4 Hesperia Lake Park*																									
5 Hesperia Golf & Country Club*																									
6 Power Play Center																									
7 Epicentre/Teen Center																									
8 Harrison Exhibit Center																									
9 Hesperia Civic Plaza Park*																									
10 Hesperia Community Park																									
11 Live Oak Park																									
12 Malibu Park																									
13 Maple Park*																									
14 Timberlane Park																									
15 Mojave River Junction																									
16 Calhoun Program Center																									

*Facilities owned by the City of Hesperia



Hesperia Historical Sites - Brochures Available at HesperiaParks.com

III. INVENTORY, LEVEL OF SERVICE ANALYSIS, GEOGRAPHIC DISTRIBUTION AND FUTURE ACTIONS

A. INVENTORY

Hesperia Recreation and Park District manages 11 neighborhood/community parks, 1 golf course, 2 special areas, and one regional-serving park (see **Figure 18**). Each park was inventoried for the purposes of verifying the extent of the park (green outline in all exhibits); the facilities currently provided; and the identification of areas where additional park amenities could be added (shown in a brighter green color in exhibits). This inventory does not include pocket parks as these facilities are small and provide passive recreation for a small service area. **Figures 19 through 29** display neighborhood/community parks, defined as parks 50 acres or smaller in a residential setting with active or passive recreation amenities. Figure 30 displays Hesperia Golf Course, a facility where only the golf greens, fairways, club house, and maintenance building were counted toward park facility requirements to avoid counting areas that do not support recreation (**Tables 5 and 6**). **Figures 31 and 32** summarize special areas, consisting of the Harrison Exhibit Center and Mojave River Junction, which are facilities that provide unique

recreation opportunities within the District. **Figure 33** displays Hesperia Lakes Park, a regional-serving park which has amenities that attract users from greater distances than neighborhood/community parks. These amenities include a fishing lake, equestrian facility, and a concentration of multipurpose fields.

Each park boundary was verified through discussions with the District. Areas of the park that did not have any facility, including a simple multi-use field, were classified as being undeveloped. Areas of open field not activated by any amenity or use was classified and under-developed. Only developed portions of the parks were included in level-of-service analysis. In addition, adjacent parcels that appeared to be undeveloped were listed as possible expansion areas if the District were to work with the County to acquire and appropriately zone for park use. These potential park parcels are a violet color on the maps. The summary of park acreages is shown on **Table 7** and the individual amenities on **Table 8**.



Figure 18: Overview of Existing Parks

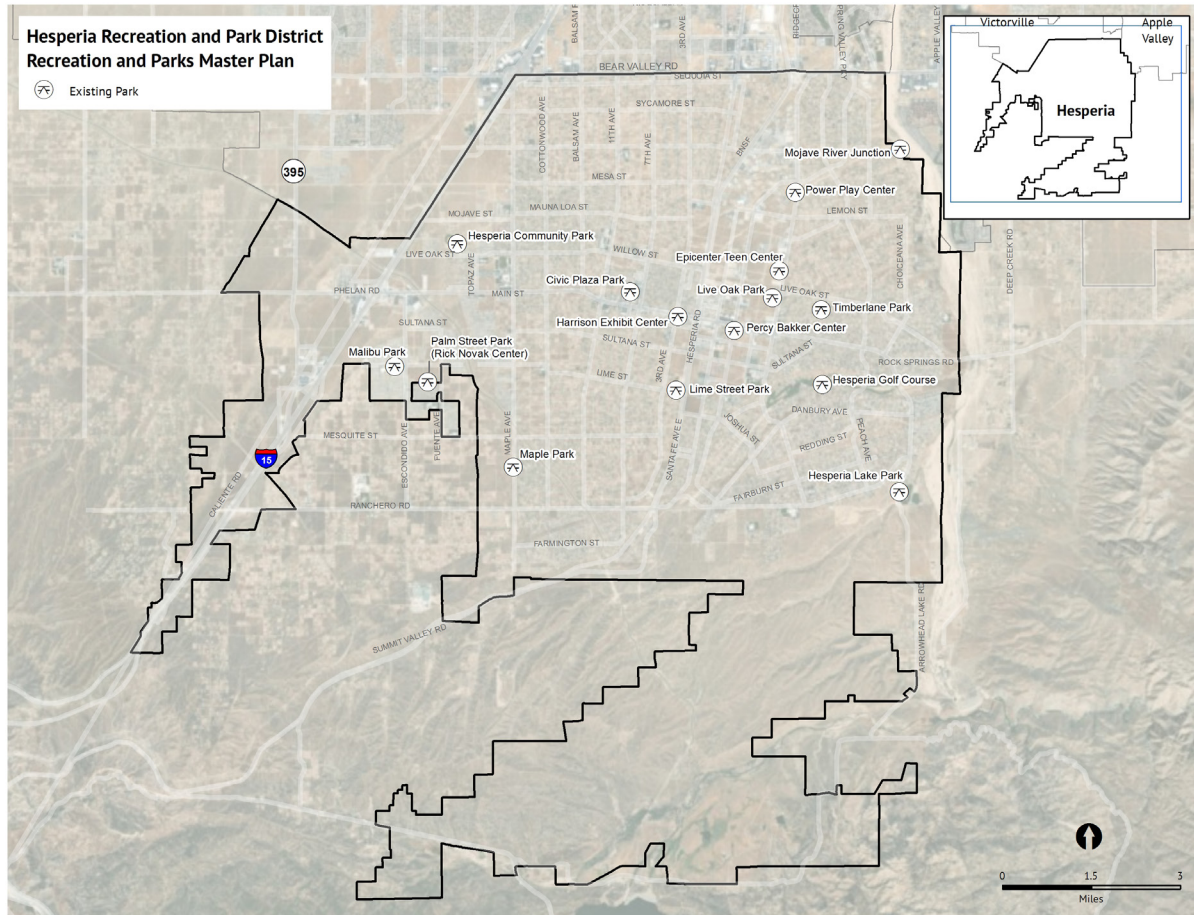


Figure 19: Civic Plaza Park

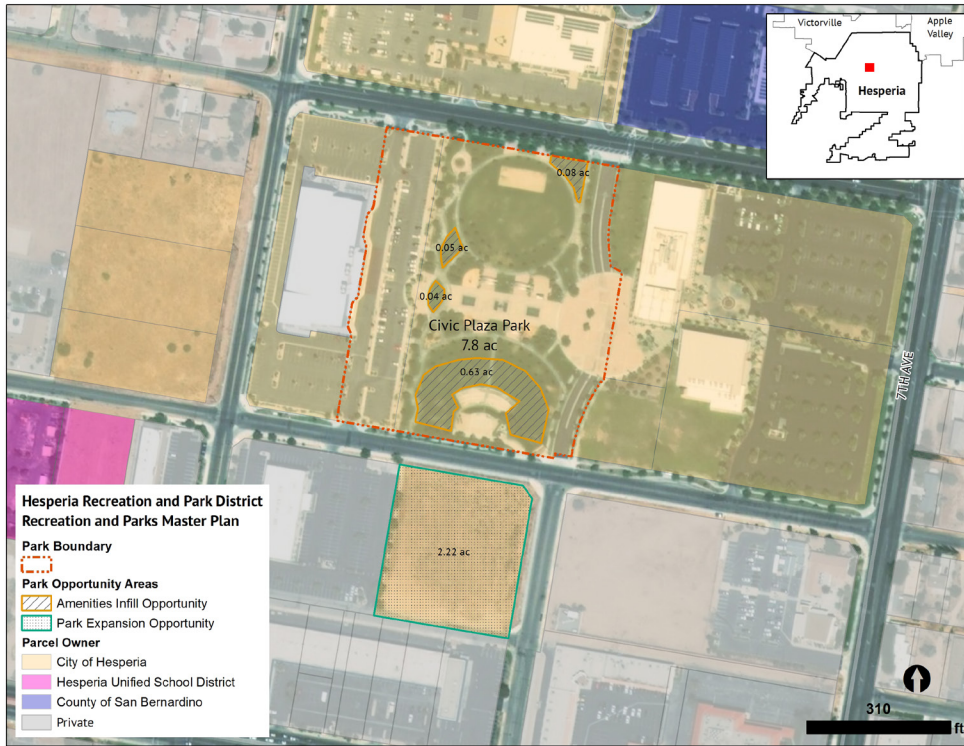


Figure 20: Epicenter Teen Center

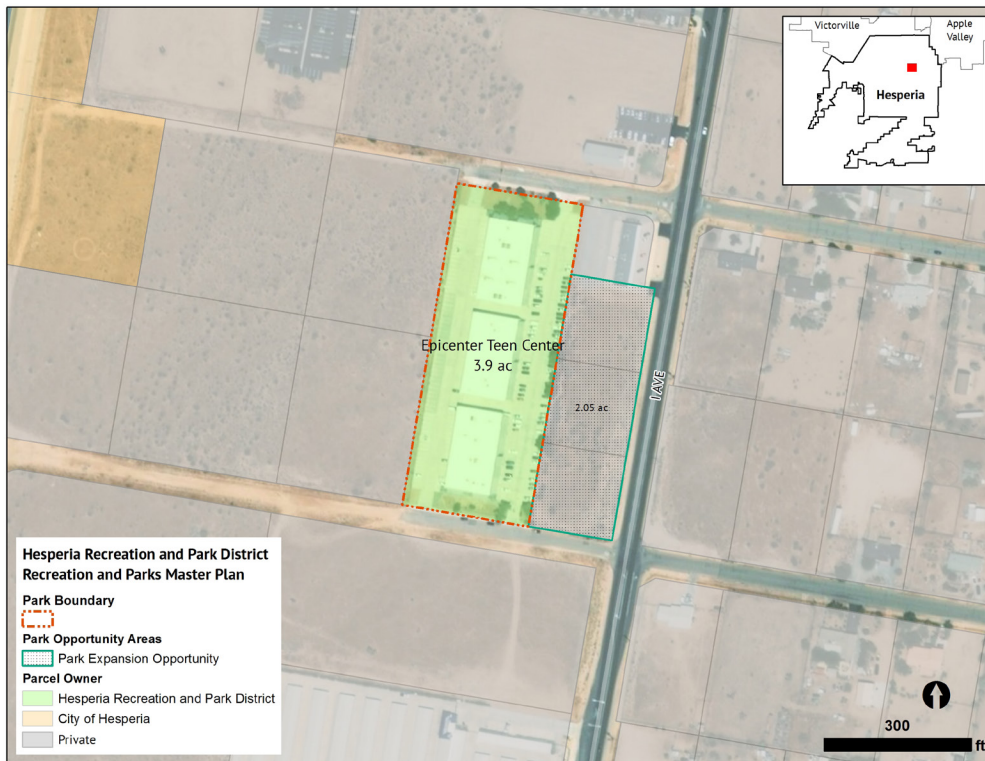


Figure 21: Hesperia Community Park

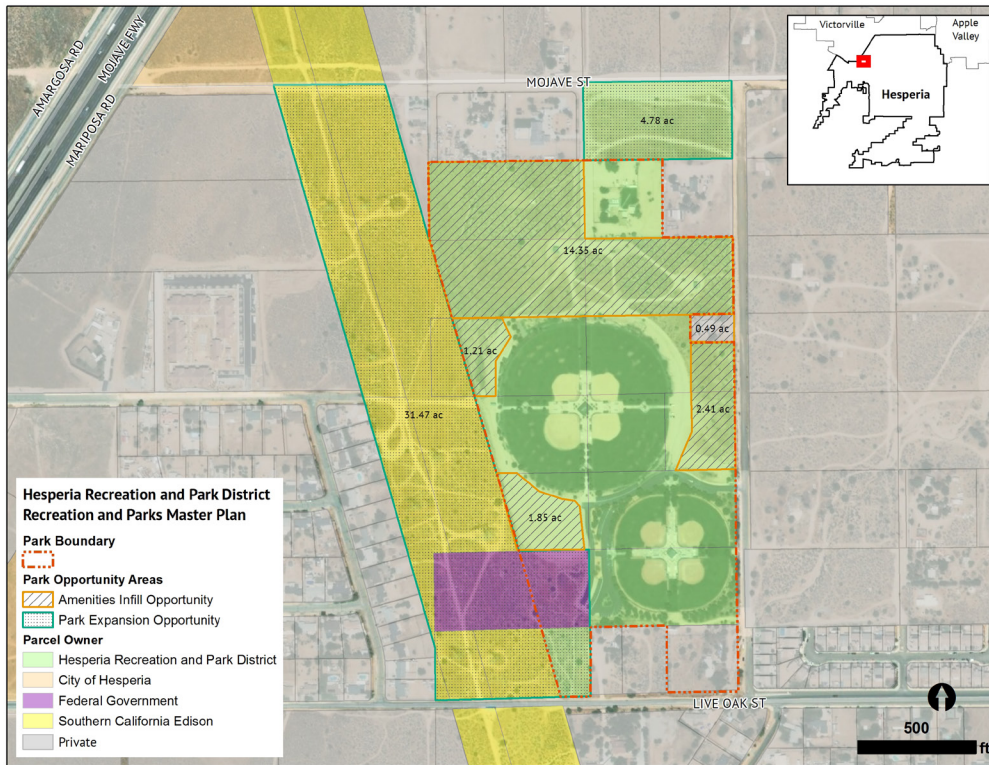


Figure 22: Lime Street Park

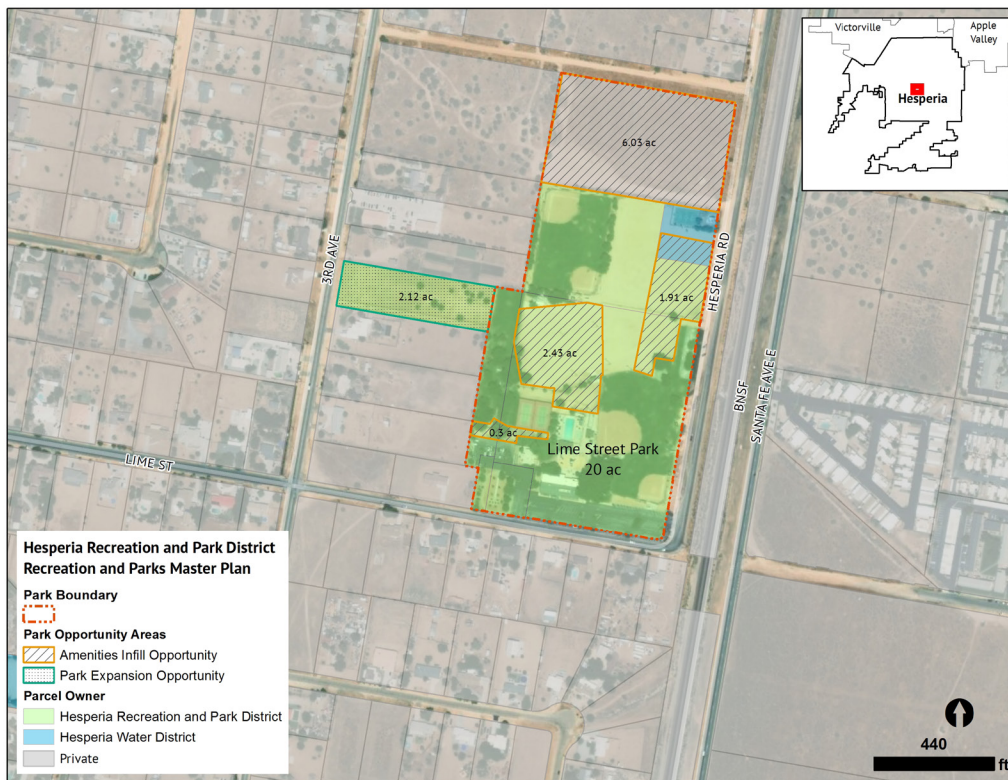


Figure 23: Live Oak Park

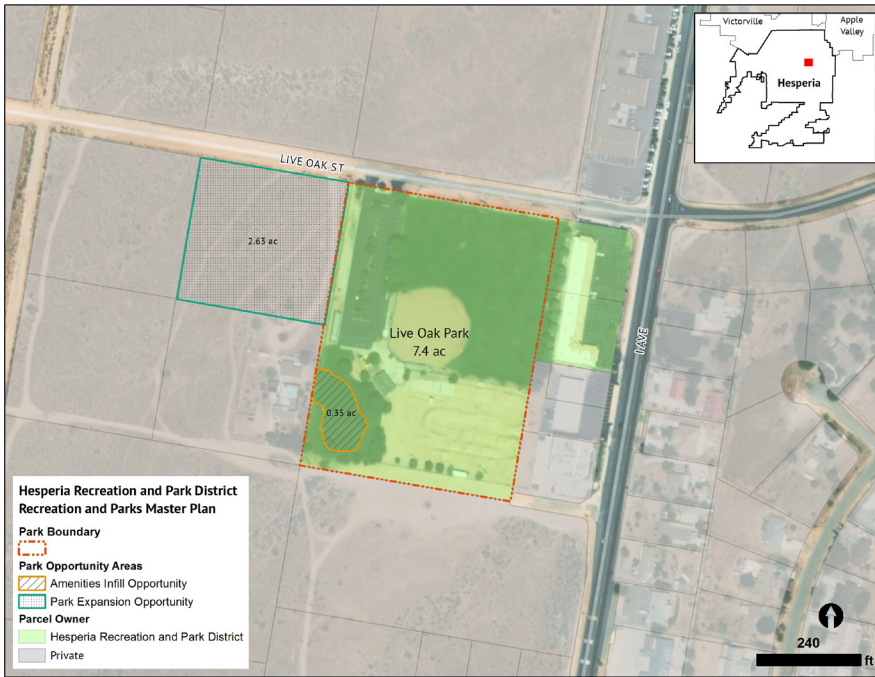


Figure 24: Malibu Park

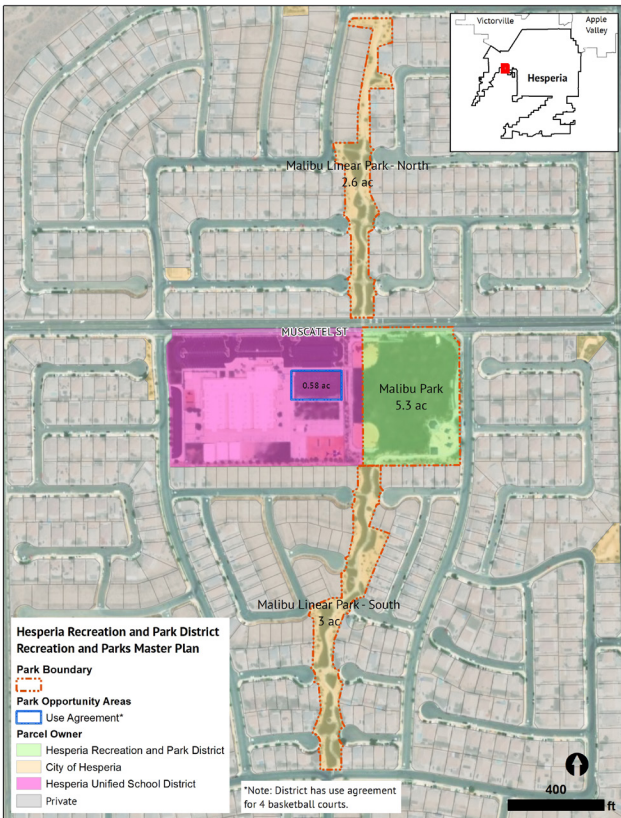


Figure 25: Maple Park

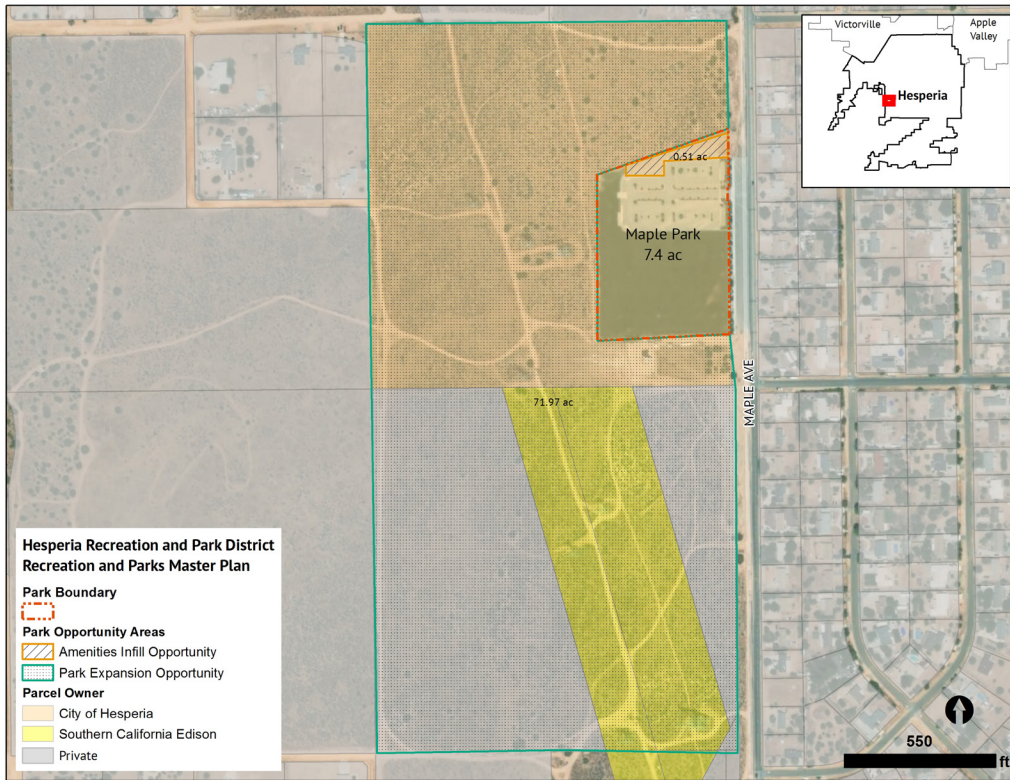


Figure 26: Palm Street Park (Rick Novak Center)



Figure 27: Percy Bakker Center

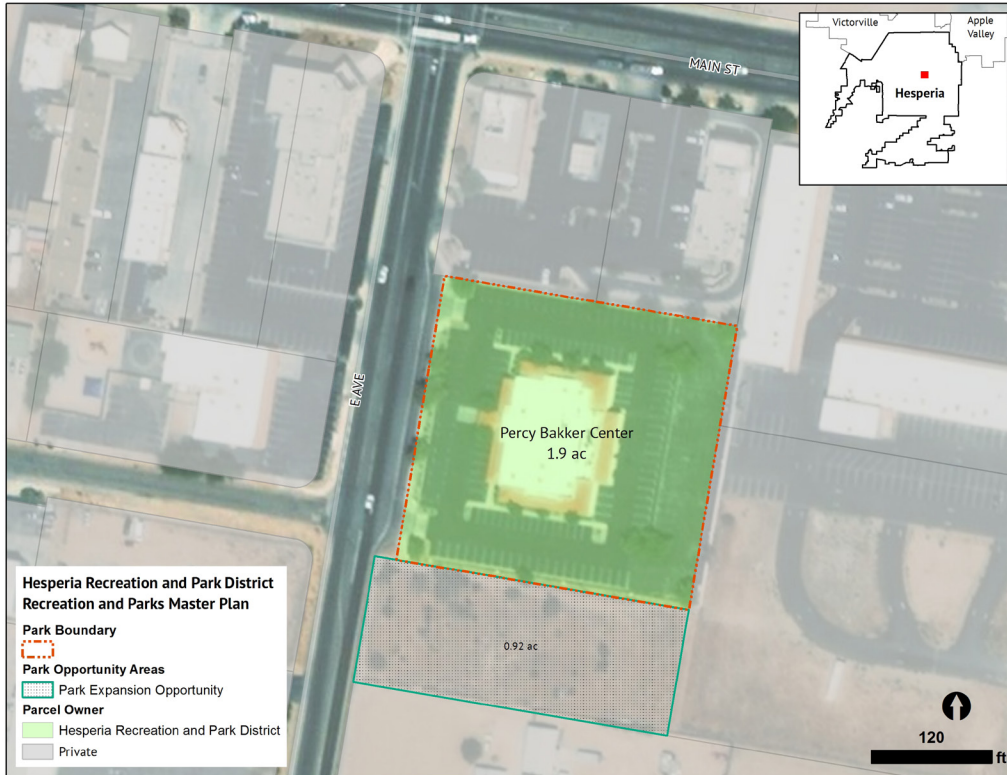


Figure 28: Power Play Center

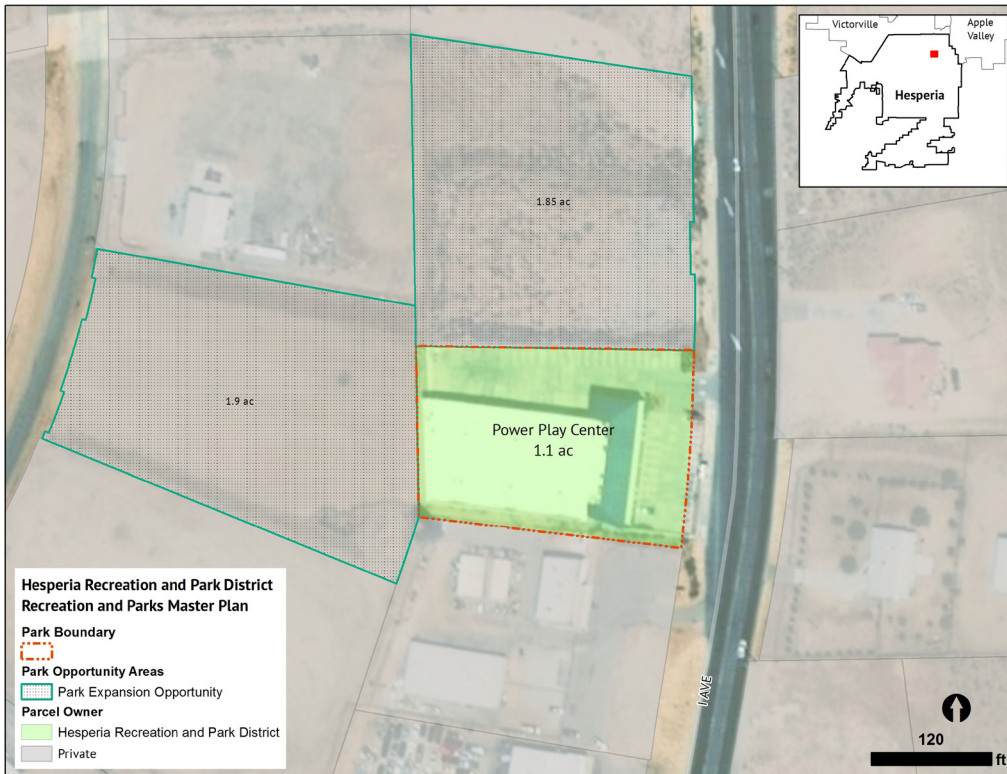


Figure 29: Timberlane Park

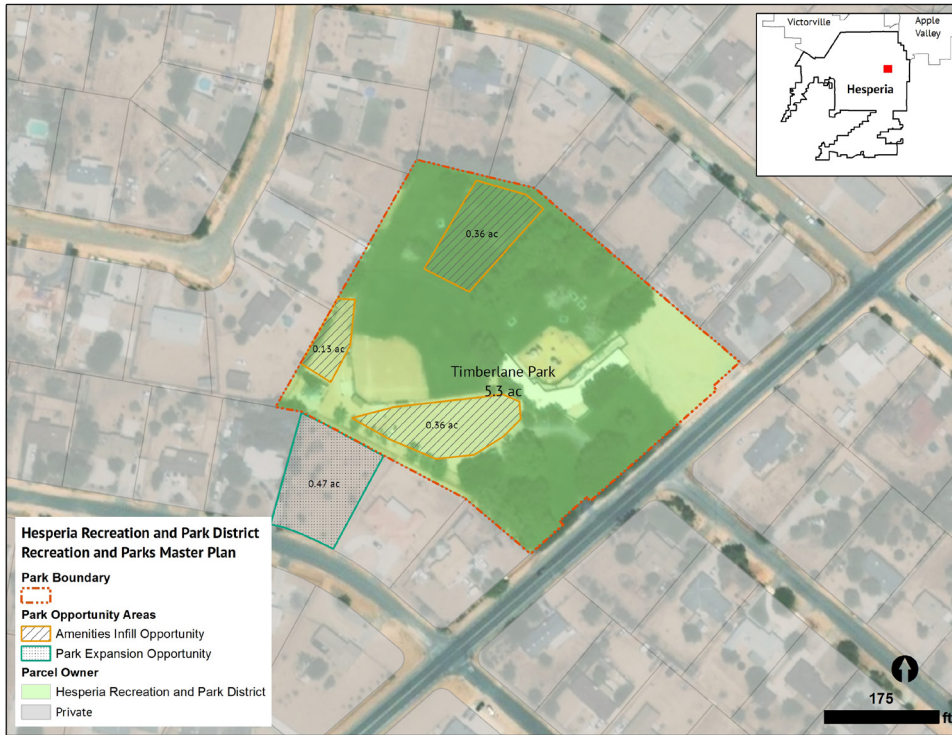


Figure 30: Hesperia Golf Course

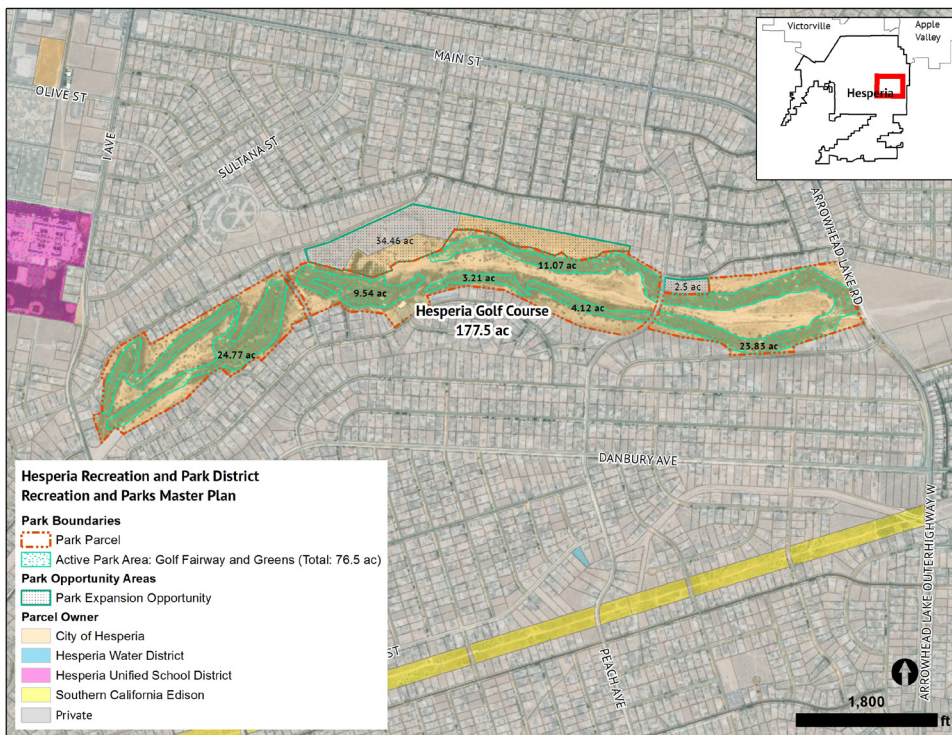


Figure 31: Harrison Exhibit Center



Figure 32: Mojave River Junction

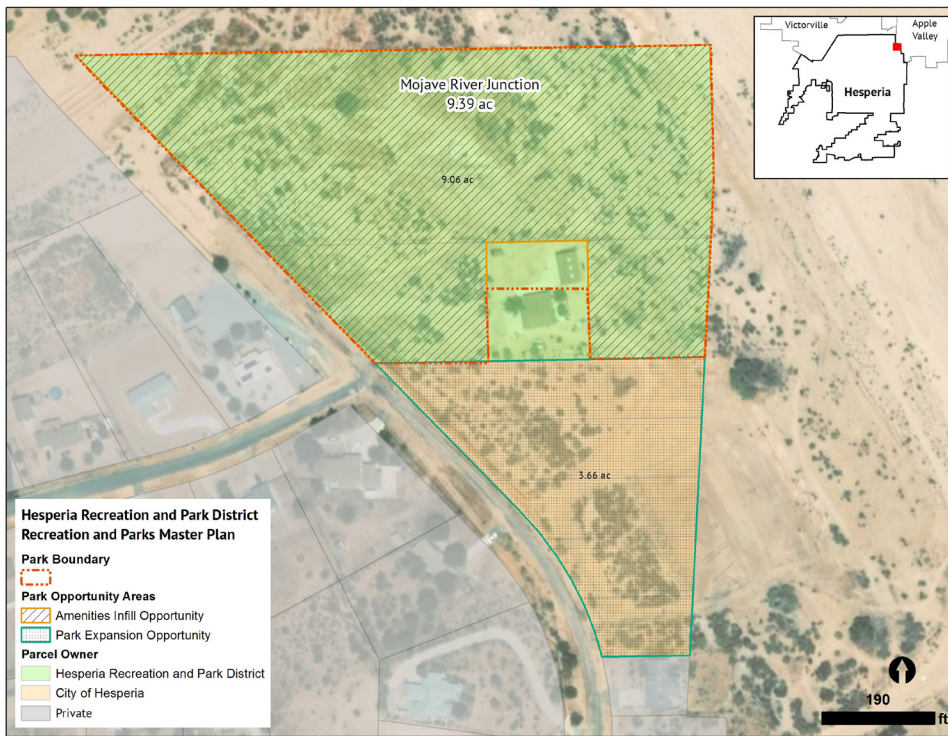


Figure 33: Hesperia Lakes Park

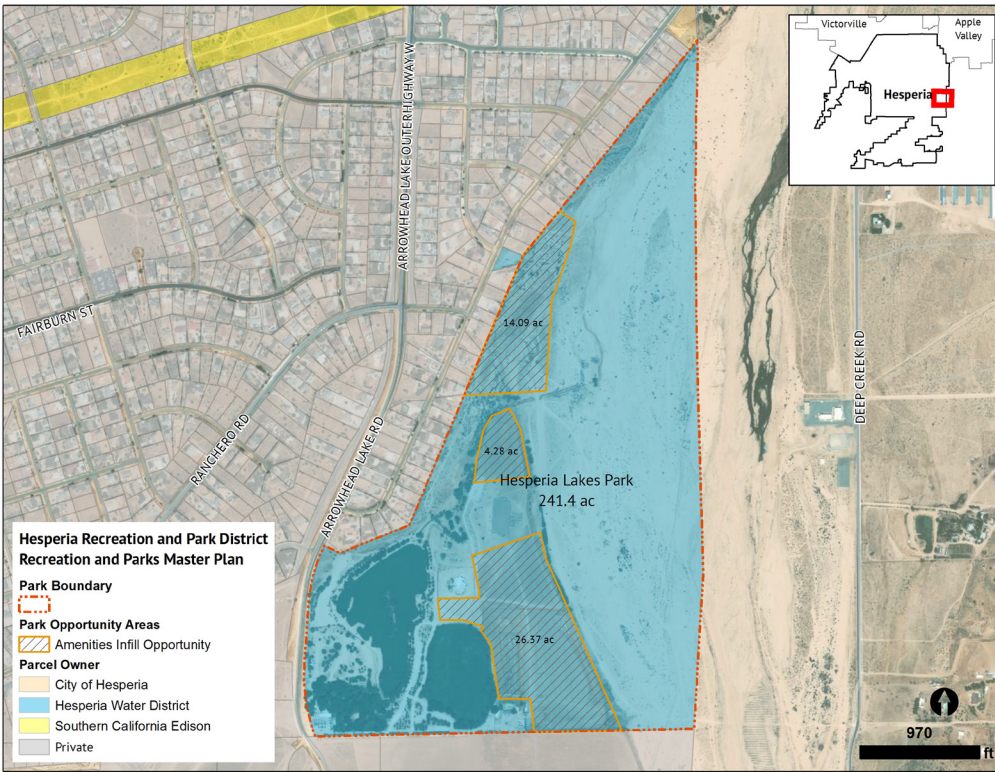
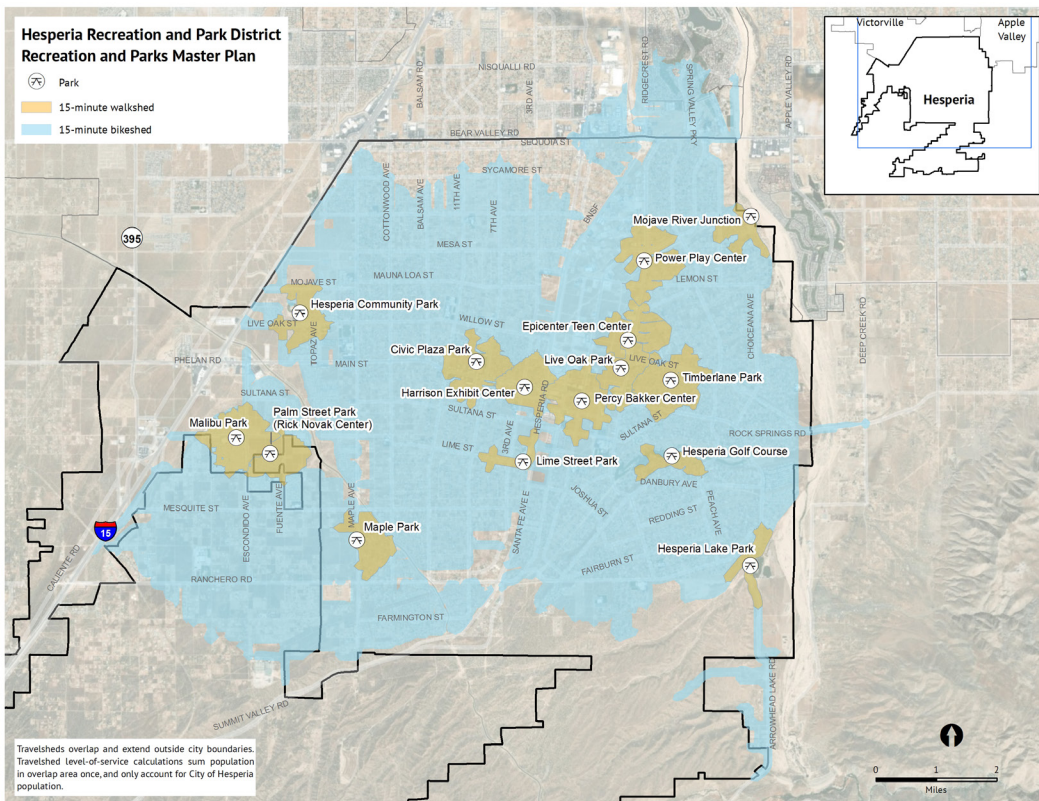


Figure 34: Geographic Distribution of Parks Relative to Walking and Biking Access



B. GEOGRAPHIC DISTRIBUTION

It is important to not only determine the quantity of parks and their amenities, but also to look to see how they are distributed relative to where their users are. Older methods of park planning relied on simple service area radiuses. Current GIS tools allow for a more accurate network analysis of how a person would actually walk, ride a bike or drive a car to the park. Service should be based on time not distances, especially the older methods of how “a crow flies” as a straight line between where a person lives and where they go to the park. It is rare that a straight line between these two points represents how a person would travel to the park.

A walking time of 15 minutes was used to determine how many areas of the community are within a 15 minute walk time of the parks. Secondly, a 15 minute travel time was assumed for riding a bike, which results in a much larger area of park access coverage than the walking time indicates (see **Figure 34**). Finally, a 5 minute driving time was applied to accessing parks (see **Figure 35**).

Table 5 summarizes the population that is within the walkshed, bikeshed and driveshed of each of these parks. These would all be individuals that are well served by the geographic distribution of the parks in Hesperia.

Figure 35: Geographic Distribution of Parks Relative to Driving Access

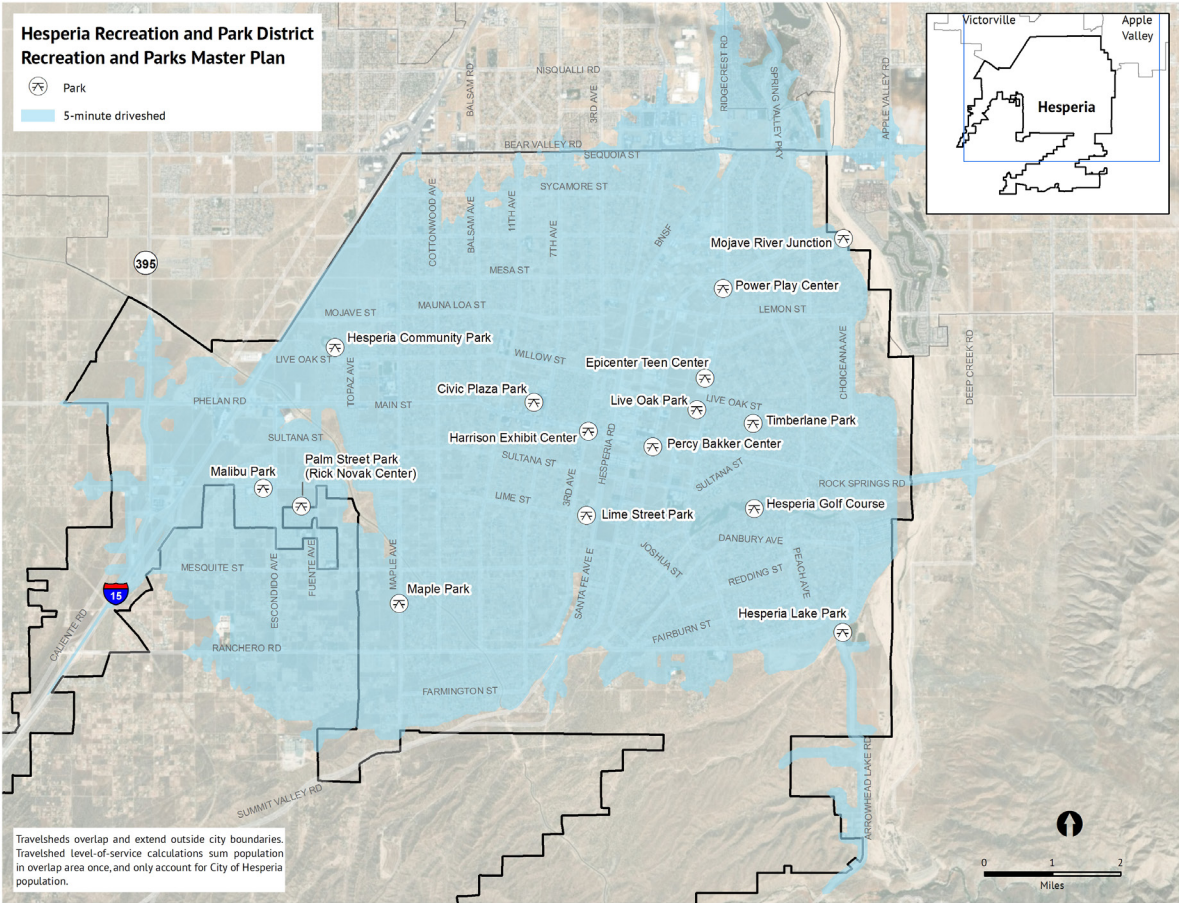


Table 5: Well Served Areas based on Geographic Distribution

CURRENT POPULATION IN GENERAL PROXIMITY TO EACH PARK	Park Category	Population Served within 7-minute drive ¹ (posted speeds)	Population Served within 15-minute bikeride (12.5 mph)	Population Served within 15-minute walk (2.5 mph)
Civic Plaza Park	Community / Neighborhood Park	43,301	37,580	1,360
Epicenter Teen Center	Community / Neighborhood Park	32,992	28,558	585
Hesperia Community Park	Community / Neighborhood Park	19,363	20,143	1,116
Lime Street Park	Community / Neighborhood Park	28,746	21,745	205
Live Oak Park	Community / Neighborhood Park	36,409	32,822	554
Malibu Park	Community / Neighborhood Park	6,819	3,599	1,001
Maple Park	Community / Neighborhood Park	24,750	16,112	930
Palm Street Park (Rick Novak Center)	Community / Neighborhood Park	5,207	6,078	482
Percy Baker Center	Community / Neighborhood Park	42,897	36,513	1,649
Power Play Center	Community / Neighborhood Park	19,403	15,614	432
Timberlane Park	Community / Neighborhood Park	32,423	31,515	1,768
Hesperia Golf Course	Golf Course	28,820	28,302	526
Harrison Exhibit Center	Special Area	45,793	34,345	1,137
Mojave River Junction	Special Area	6,408	9,201	241
Hesperia Lake Park	Regional Serving Park	17,390	15,206	100
Total population served by one or more parks²		83,515	78,746	11,229
		92,664	90.13%	12.12%

¹ 7-minute drive equates to 5 minutes of drive time, accounting for impedance of two minutes at signal and parking.
² Total is not the necessarily column sum. Park travelsheds can overlap; population in overlap area not counted twice.

The areas of the community that are not within these parksheds, are considered underserved communities based on where the parks are and how accessible they are to the local population. **Figure 36** indicates four basic areas that are too far from parks to be considered well served. **Table 6** provides the current and future populations that fall into these categories.

Figure 36: Underserved Areas based on Distribution of Parks

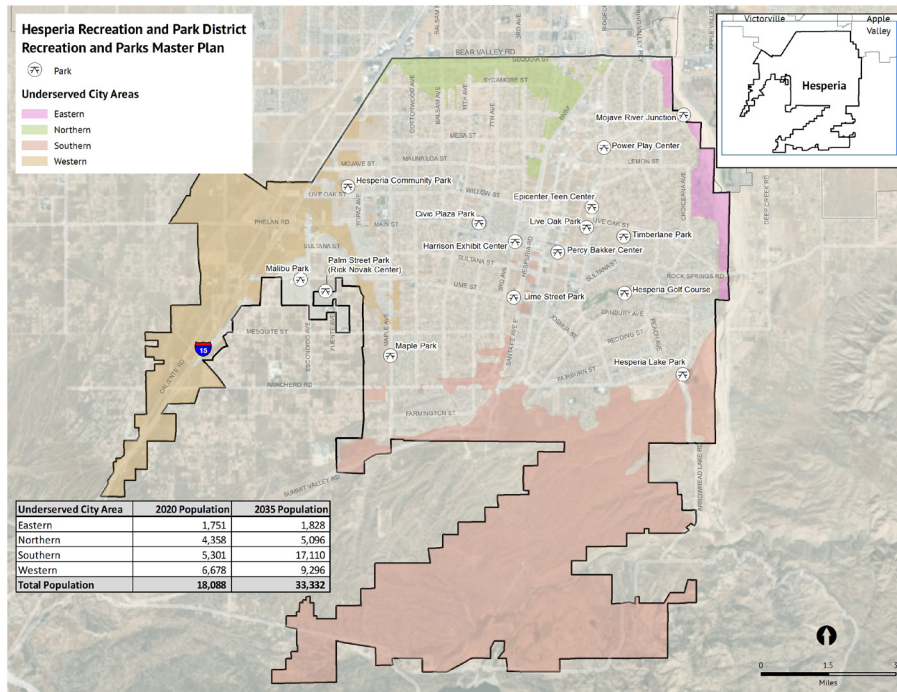


Table 6: Under Served Areas based on Geographic Distribution

CURRENT UNDERSERVED POPULATION NOT WITHIN SERVICE AREAS*	2020 Population	2035 Population
Eastern Area	1,751	1,828
Northern Area	4,358	5,096
Southern Area	5,301	17,110
Western Area	6,678	9,296
Total Population	18,088	33,332

* area falls outside of the 15 minute bike ride which is similar to 7 minute drive time

It is also important to look at the current populations and their density in a particular part of town, and what is expected to happen in the future. **Figure 37** shows the current population densities based on the number of persons per acre. **Figure 38** shows some slight changes in the populations expected for these areas. Unfortunately, the Traffic Analysis Zones that the future population is loaded into, is too coarse for this community to allow a clear representation of where future populations are likely to go. Although the differences are not apparent on these two maps, some changes do occur, especially in the southern area.

Figure 37: Current Population Density

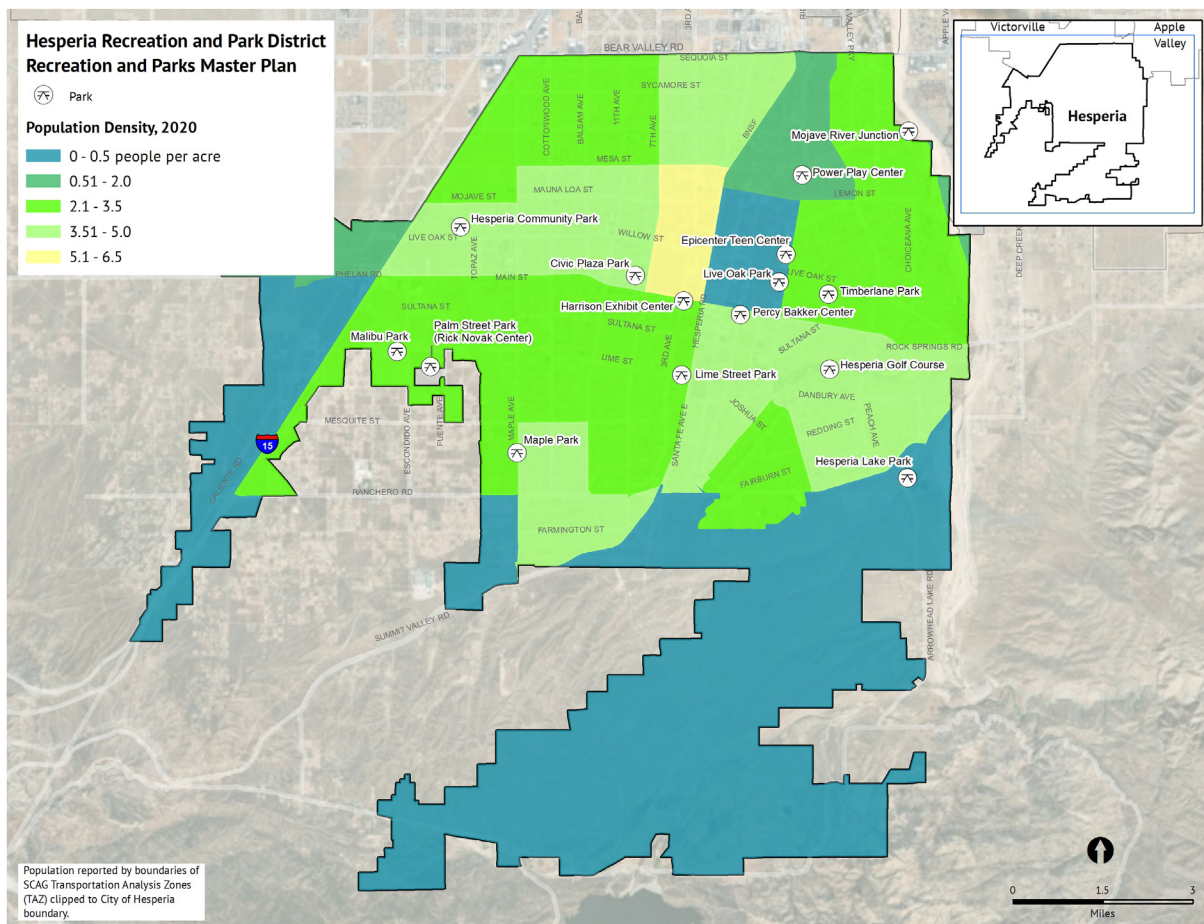
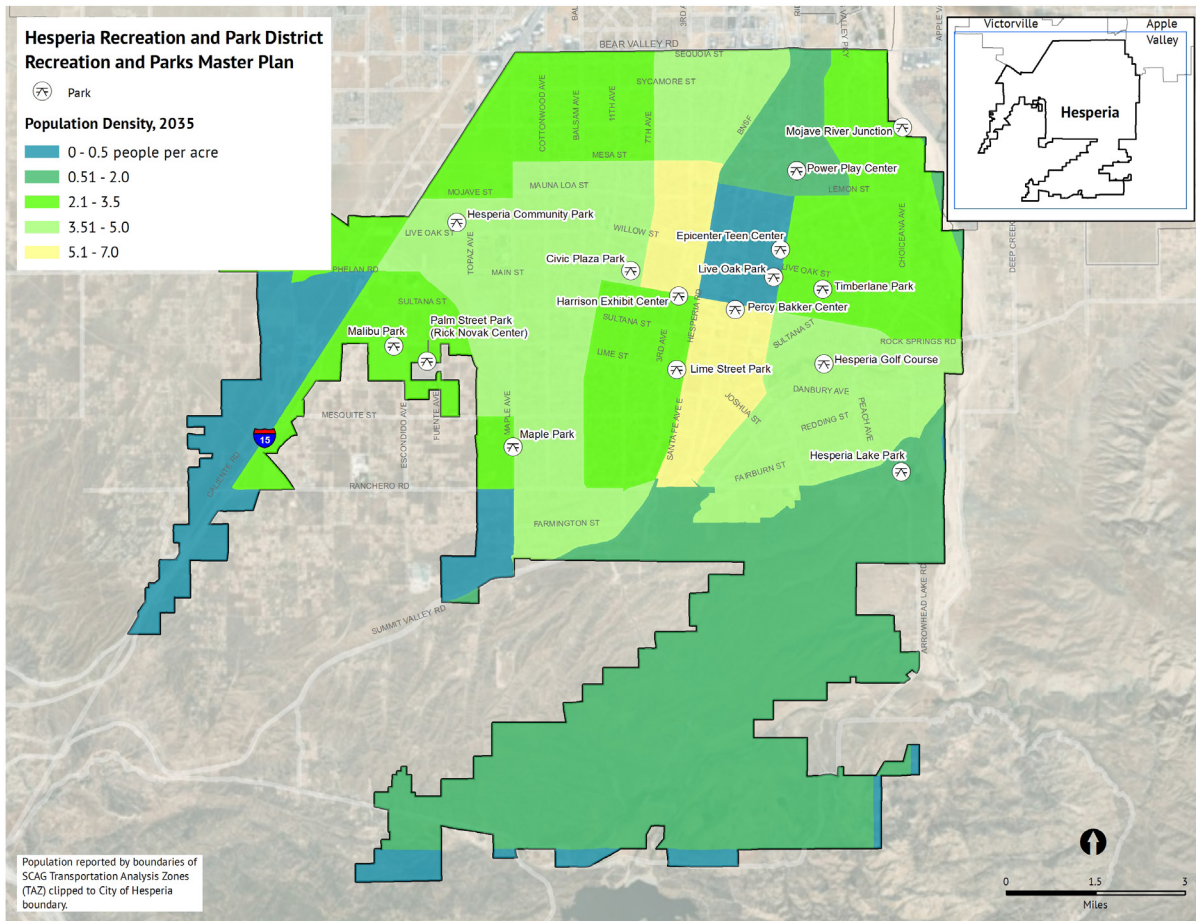


Figure 38: Future 2035 Population Density



C. LEVELS OF SERVICE FOR POPULATION BASED PARKS

This section compares the community of Hesperia against the Hesperia Recreation and Park District’s standards of 3 acres per 1,000 population, with another 2 acres required that for special purpose facilities as well as regional open space and urban regional parks. **Table 7** summarizes the park statistics regarding size and provides an adjusted park acreage using only those areas with

facilities that are developed, to compare against the population standards. As can be seen, the population standards are not being met and result in a 185 acre deficit in neighborhood/community park requirements of 3 acres per 1,000 persons. The urban parks and golf course are compared with the urban regional park standards of 2 acres per 1,000 population. This requirement also falls short of the standard since it is 57.36 acres deficient.

Table 7: Current Level of Service based on Population Standards

EXISTING SITUATION	Existing Park Boundary Acreage	Undeveloped Acres	Adjusted Park Acres based on Usability	Underdeveloped Acres that could be used for future Amenities	2016 City Population (ACS)	Existing LOS (Acres/ 1,000 ppl)	Hesperia District Standard (5 Acres / 1,000 ppl)	Calculated Need (Acres)	Deficiency of Acres (Based on Existing Parks)
Belmont Park ¹	0.70		0.70						
Civic Plaza Park	7.82		7.82	0.80					
Epicenter Teen Center	3.95		3.95						
Harrison Exhibit Center	0.24		0.24						
Hesperia Community Park	50.22	-16.76	33.46	3.06					
Lime Street Park	25.98		25.98	4.64					
Live Oak Park	7.43		7.43	0.35					
Malibu Park (includes North & South Linear Parks)	10.98		10.98						
Maple Park	7.43		7.43	0.51					
Mojave River Junction	9.39	-9.06	0.33						
Nantucket Basin ¹	0.39		0.39						
Palm Street Park (Rick Novak Center)	4.73		4.73						
Percy Baker Center	1.92		1.92						
Power Play Center	1.14		1.14						
Sapphire Park ¹	1.70		1.70						
Timberlane Park	5.28		5.28	0.85					
Total Neighborhood / Community Park	139.30	-25.82	113.48	10.21					
Hesperia Lakes Park	241.44	-44.74	196.70						
Hesperia Municipal Golf Course	177.52	-101.02	76.50						
Total Regional Serving Park	418.96	-145.76	273.20	0.00	92,665	4.52	2.00	185.33	87.87
Hesperia Park & Recreation District Summary	558.26	Total Parks:	386.68				5.00	463.33	(76.65)
<small>¹ These facilities were built by developers, are not maintained by the District, and are not included in the amenities level-of-service or traveled LOS analysis.</small>									
Deficiency if the NRPA 2018 Survey for All Cities is Used as the Standard							10.1	935.92	(377.66)

When looking at future conditions, the future projected populations were compared with the current park facilities. With a future population of 117, 687 compared to the current population of 92,665, the deficit gets worse. However, **Table 9** also provides some assumptions on how this standard could be met with some available options.

First, some additional discussions with the local school districts could take place, making a lot of the recreational spaces at schools, potentially available for use in the afternoons and potentially on weekends. This method would require a joint use agreement and potential sharing of maintenance and operational funding contributed to the school district in order to offset increased maintenance from increased use. Second, a proposed park known on the Westside was shown in previous documents and therefore is added here. Third and fourth, it is assumed that future development will either be required to build park facilities or pay into a fund to help the County or the District build these facilities. Minor development would not be required to do this, therefore only 75 percent of the potential

development is assumed to pay its way for park facilities. Then, it is assumed in this table that if some areas of existing parks are undeveloped, in the future they would be developed with park facilities. Underdeveloped areas of parks are already counted towards the park acreage, but undeveloped areas are not. This table also assumes some purchasing of adjacent parcels that would allow existing parks to expand. These lands would have to be acquired with fair market value and some of the zoning may need to change, but this is often one way to keep costs of park expansion down to a minimum. If these adjacent facilities are not funded, then a similar level of land acquisition to accommodate the park deficits is assumed to happen. In the analysis of urban regional parks, some adjacent US Forest Service and other parklands are assumed to help this deficit. As can be seen on the table, a deficit of 52.74 acres would still exist.

Table 8: Future (2035) Level of Service based on Population Standards

FUTURE SITUATION	Existing Park Boundary Acreage	Assume Undeveloped Acres will be Developed	Assume Nearby Expansion Areas Acquired for Expanded Park	Adjusted Future Park Acres	2035 City Population (ACS)	Existing LOS (Acres/1,000 ppl)	Hesperia District Standard (5 Acres/ 1,000 ppl)	Calculated Need (Acres)	Deficiency of Acres (Based on Existing Parks)	
Belmont Park ¹	0.70			0.70						
Civic Plaza Park	7.82		2.22	10.04						
Epicenter Teen Center	3.95		2.05	6.00						
Harrison Exhibit Center	0.24		0.00	0.24						
Hesperia Community Park	50.22	16.76	0.49	67.47						
Lime Street Park	25.98		8.15	34.13						
Live Oak Park	7.43		2.63	10.06						
Malibu Park (includes North & South Linear Parks)	10.98			10.98						
Maple Park	7.43		71.97	79.40						
Mojave River Junction	9.39	9.06	3.66	22.11						
Nantucket Basin ¹	0.39			0.39						
Palm Street Park (Rick Novak Center)	4.73		4.44	9.17						
Percy Baker Center	1.92		0.92	2.84						
Power Play Center	1.14		3.75	4.89						
Sapphire Park ¹	1.70			1.70						
Timberlane Park	5.28		0.47	5.75						
Total Neighborhood / Community Park	139.30	25.82	100.75							
Assumed Increased School Joint Use				40.00						
Assumed New Westside Community Park				7.00						
Assumed 75% of Future Population / Development will Build Future Parks				56.30						
Assumed Developer Impact / Park Fees with Build Future Parks				25.00						
Assumed Undeveloped Parkland will be all Developed (see above)				25.82						
Assumed all Adjacent Empty Lots are Acquired and Developed				100.75						
Total Future Neighborhood / Community Parkland				394.17	117,687	1.18	3.00	353.06	41.11	
Hesperia Lakes Park	196.70	44.74		241.44						
Hesperia Municipal Golf Course	76.50	0.00	36.96	113.46						
Total Regional Serving Parks	273.20	44.74	36.96							
Assumed Undeveloped Acres of Lake Park are Developed				44.74						
Assumed all Adjacent Empty Lots are Acquired and Developed				36.96						
Total Regional Serving Park				354.90	117,687	2.32	2.00	235.37	119.53	
Hesperia Park & Recreation District Summary	412.50			749.07			5.00	588.44	160.63	
¹ These facilities were built by developers, are not maintained by the District, and are not included in the amenities level-of-service or travelshed LOS analysis.	Deficiency if the NRPA 2018 Survey for All Cities is Used as the Standard							10.1	1188.64	(439.57)

Table 9 shows how park and recreation amenities compare with national standards. The National Recreation and Park Association conducts annual surveys nationwide with thousands of agencies. These surveys result in effective potential standards for the District to consider for its park facilities. The table below compares these standards to existing and future populations. As can be seen from this table, a deficit in most of the categories listed below does occur and is only worse in the future. However, future actions can offset this deficit. For example, all of the parks have available lands that are undeveloped or underdeveloped that could accommodate many of these facilities. Also, future parks, especially those by major developments, could be required to build amenities that are generally deficient in the community, although they cannot be required to pay for more than the development’s fair share of impacts on these deficits.

Table 9: Current and Future Recreational Amenity Level of Service

RECREATIONAL AMENITY (Using 2018 NRPA Performance Benchmarks with Local Adjustments) ³	Facility per Quantity of Persons*	Current Facilities Desired based on 2016 population	Future Facilities Desired	Current Available Facilities	Lime Street Park	Palm Street Park	Percy Baker Center	Hesperia Lake Park	Hesperia Golf & Country	Power Play Center	Epicenter Teen Center	Harrison Exhibit Center	Hesperia Civic Plaza Park	Hesperia Community Park	Live Oak Park	Malibu Park	Maple Park	Timberlane Park	Mojave River Junction	Nantucket Basin ⁵	Belmont Park ⁵	Sapphire Park ⁵	Hesperia High School ⁵	Current Surplus or (Deficit)	Current Facilities Needed (rounded to nearest whole #)	Future Surplus or (Deficit) ⁴	Future Facilities Needed (rounded to nearest whole #)	
					Basketball	1 7,040	13.2	16.7	15.25	1.5	2.5				2.5	2.75					4					1	1	
Bocce Ball	1 40,000	2.3	2.9	1.00									1												(1.32)	1	(1.94)	2
Community/Recreation Center (SF)	1 25,625	3.6	4.6	9.00	1	1	1	1	1		1		1						1	1					5.38	5	4.41	
Diamond Fields	1 9,491	9.8	12.4	16.00	4									8	1	2		1							6.24	6	4	
Dog Park	1 37,000	2.5	3.2	1.00	1																				(1.50)	2	(2.18)	2
Equestrian Facility	1 40,000	2.3	2.9	2.00				1												1					(0.32)	0	(0.94)	1
Gymnasium (Square Feet)	1 24,250	3.8	4.9	3.00		1			1	1															(0.82)	1	(1.85)	2
Horseshoes	1 40,000	2.3	2.9	1.00	1																				(1.32)	1	(1.94)	2
Multipurpose Fields	1 6,158	15.0	19.1	12.00	4	1		5				1				1									(3.05)	3	(7.11)	7
Outdoor Aquatic Center (SF)	1 32,000	2.9	3.7	1.00	1																				(1.90)	2	(2.68)	3
Pickleball	1 5,000	18.5	23.5	11.00	2					5	4														(7.53)	8	(12.54)	13
Picnic Shelters (25+ people)	1 5,000	18.5	23.5	8.00	1			4								1		1	1						(10.53)	11	(15.54)	16
Playgrounds (ages 2-5, 6-10)	1 7,092	13.1	16.6	9.00	1	1		1				1	1	2		1					1				(4.07)	4	(7.60)	8
Skateparks / BMX	1 40,620	2.3	2.9	2.00	1									1											(0.28)	0	(0.90)	1
Soccer Fields	1 9,833	9.4	12.0	10.00				5								2	2						1		0.58	1	(1.97)	2
Swimming Pool	1 23,350	4.0	5.0	1.00	1																				(2.97)	3	(4.04)	4
Tennis	1 10,625	8.7	11.1	2.00	2																				(6.72)	7	(9.08)	9
Volleyball	1 12,105	7.7	9.7	5.00		2					2	1													(2.66)	3	(4.72)	5
Hesperia Population, 2016 ¹ 92,664 City Area : 73.21 sq. miles Hesperia Population, 2035 ² 117,687 27% increase in population from 2016 to 2035					2016 Population Density (People per square mile): 1,266 2035 Population Density (People per square mile): 1,608																							
					¹ 2016 American Community Survey, US Census Bureau ² 2035 Growth Forecast, SCAG ³ 2018 NRPA Agency Performance Review ⁴ While some facilities or amenities show a deficit, the District has access to other amenities and facilities with other facilities and organization ⁵ These facilities were built by developers, are not maintained by the District, and are not included in the amenities level-of-service.																							

D. PARK LEVEL OF SERVICE GEOGRAPHIC DISTRIBUTION FINDINGS

- 1) In general, the community has made progress in building and offering improvements in quantity, quality and distribution of park and recreation facilities. However, using the 5 acre goal, the community comes up short for these standards. The 5 acre standard is generally only 50 percent of the national standard as determined by what the average community has across the nation. So, the deficit with the population standards should be considered as an issue that future planning could address. It is imperative that future development be required to contribute to the assets so that deficits are not increased above their current level.
- 2) The distribution of parks is relatively good throughout the area, with only a few areas under served. However, if these underserved areas are expected to have a substantial increase in development, then addressing these deficits is extremely important in the development review and permitting process.
- 3) Amenity level of service can be fixed with future investments, mostly utilizing current parklands. In most cases, adjacent lands may also be available for the District to purchase and expand park facilities. Again, the role that future development plays in offsetting current deficits is critical.
- 4) Finally, there are a number of methods as to how these deficits can be reduced, with not all requiring substantial investments from the District or with substantial property acquisition and assessments. Subsequent portions of this study will need to address these options, and working with stakeholders and staff, the best choices for supporting the quality of life and expectations of the community can be made and met.



IV. MARKETING ANALYSIS

A. MARKET OVERVIEW

The District provides programs and facilities for the residents and visitors of its sphere of influence. The District does a good job of marketing its programs and facilities. The District uses a diverse variety of methods to promote itself and all that is available to their residents and visitors to their community.

The District uses multiple platforms to promote programs and facilities, and to reach residents and visitors.

- Postcards
- Website
- Promotional Give-away items
- Facebook
- Newsletters
- RecMail
- Hesperia Recreation and Park District Program and Activities Guides

The District might consider development of a brand to promote and market the District. The brand should be an integral part of a Marketing Plan to improve awareness and communication. As part of the marketing plan, additional avenues need to be continuously tested to reach diverse users based on target markets. Investment in technology and social media are essential to the success of the District in the future.

B. USER PERCEPTION

User perception is the key to attracting and retaining a sustainable user base. This is also what will create community advocates in the long-term. The District has a large number of advocates, as evidenced by the advertisers in the program and activity guide, and the users and user groups whose members are frequent users of the District's programs and facilities. The participation in the public engagement during the master planning process validated the support the District has from the community. These advocates should continue to be engaged to provide testimonials, experiences, etc., which can be used in the promotion and marketing of the District.

C. DEVELOPING A MARKETING PLAN

Staff is doing a great job with the marketing efforts with their existing plan. A more comprehensive plan might benefit the District. While creating a strategic marketing plan might seem like a big undertaking, there are basic steps that will make this process simple, and ultimately effective. The following infographic summarizes the steps to begin developing a market strategy. Each step is further detailed in the information that follows.



Six Step Strategic Marketing Plan

Developing a Strategic Marketing Plan



Step 1 – Develop a Consistent Brand

The District is guided by an established mission and vision statements. The District needs to develop and use a clear brand message. The brand will give the District a core - what they stand for, and how they are perceived (or want to be perceived). This central idea or core should be used to influence every business decision made from maintenance levels in parks, to employee recruitment/retention, to more traditional marketing and communication tactics like logos, slogans, and programs. Today, marketing has evolved from a product-focused strategy to an idea or story-focused strategy. People are connecting with brands that tell the best story and with which they identify (ex. park champions).

Without a brand position, a District must rely on the public and other user groups to dictate the story being told for the District. Survey respondents indicated that Hesperia is somewhat effective at reaching them with information on parks and recreation facilities and programs (36% rated as ineffective vs. 38% effective).

The average response rating was 3.0. Currently, respondents have four primary ways of receiving communications (residents may use multiple ways): the activity guide is used by 34%, the website (33%), Facebook (32%), and word of mouth (32%).

Step 2 – Develop Goals for the Marketing Effort as a Whole

These goals should be unique to the District, and should go beyond “increasing awareness” or “attracting new users.” They should translate the desired brand into tangible goals that can influence the overall direction of the strategy. Goals for the District, at this level (more specific, targeted goals are discussed in Step 4) could include:

- Promote the ownership of facilities and parks.
- Engage the public in, and communicate, the decision-making processes in the community.
- Promote equitable access and opportunities throughout the system.

Defining goals that are not unique to the District will make it difficult to communicate value to users.

Step 3 – Define Target Markets and Segments

Defining the target markets or segments for the District goes deeper than “everyone.” Target segments could be defined in many ways, but should focus on the similarities of large groups:

- Demographically – age, sex, gender, socio-economic status, etc.
- Behaviorally – Are there large/key segments that act or behave in the same way (in parks, online, during activities/uses)? When are they online? When do they access parks and facilities? When they do access parks and facilities, what do they do?
- Psychologically – Are there large/key segments that think or feel in the same way? How do they think/feel about parks and facilities?
- Regionally – Where are participants coming from? Why are they coming to you for parks and recreation programs and facilities?
- What does the District have to offer that is unique or special?

For example, the District should focus its efforts towards:

- Current user groups – Sports associations, clubs, interest groups, etc.
- Young families with children
- Outdoor enthusiasts
- Long-time residents
- New park users

Focusing efforts on market segments streamlines communication by directing efforts towards a select group rather than having messages muddled when trying to communicate with everyone as a whole.

Make efforts to try to blend messaging & events for the groups – example: an event pairing new users with outdoor enthusiasts would create a unique experience.

Step 4 – Define the Goals for Each Channel of Communication

Due to the nature of parks and recreation programs, marketing channels take on a wide-variety of forms in the industry. These channels include:

- Recreational programming
- Passive informal recreation
- Events, festivals, and concerts
- Level of service – maintenance, funding, operations
- Mapping
- Pricing
- Social media, including the website
- Print media
- Online media/video
- Historical site preservation and services
- Mobile applications
- Online searches
- Text
- Email
- Signage/way-finding
- Trail connectivity

Each channel, and subsequent goal, should be developed with specific target segments in mind. Goals for each channel should be SMART; Specific, Measurable, Achievable, Realistic, and Timed.

Examples are:

- Specific – increase followers on social media
- Measurable – increased 20% within the 4th quarter
- Achievable – is 20% reasonable
- Realistic – is it likely
- Timing – it has a beginning & end date

Step 5 – Define the Content Guidelines for Each Channel

Content guidelines can be thought of the “dos and don’ts” for each marketing channel. Ensuring that these guidelines are in place allows for more consistent and focused messaging (look, language, content) across all platforms; reinforcing the brand, story, and goals of the marketing efforts.

Like the other steps, these guidelines need to be unique to the area or District, and should include the use of:

- Colloquial language, events
- Pop culture
- Growing trends
- Brand messages
- Generational trends
- Combination of words and graphics

Step 6 – Define Evaluation Methods For Marketing Efforts

Lastly, evaluation methods should be based on the brand, segments, goals, and content that is unique to the District in order to establish and reinforce an authentic brand. If efforts are evaluated based on other benchmarks, the District may inaccurately conclude the success or failure of its effort.

Opportunities for the District include:

- Successful funding campaigns
- Regional recognition and acknowledgment
- Engagement through social media
- Utilization of resources, such as maps
- Park/facility usage/ event participation
- Increased demand for rental opportunities
- Increased support of new or updated parks, facilities and amenities
- Informal surveys and feedback
- Program evaluations (distributed at end of each program)



V. KEY ISSUES

Generally, findings from the public input process consistently identified an appreciation of existing facilities and programs being offered by the Hesperia Recreation and Park District. Key issues were identified using a number of tools including review of existing plans and documents, focus groups, stakeholder meetings, a community survey, inventory, and level of service analysis. The information gathered from these sources was evaluated, and the recommendations were developed that address these key issues:

Recurring Themes

- Residents appreciate Hesperia Recreation and Park Districts efforts
- Hesperia Lake Park, Hesperia Civic Plaza Park, and Lime Street Park/Community Center highly used
- Secure additional resources
- Generate interest
- Promote unity with the Tri-Agency
- Maintain, improve and repair existing facilities, reinvest
- Increase availability of indoor space for athletics and meetings
- Improve Communication/Branding and Marketing
- Bike trails, walking trails, connectivity
- Address accessibility: ADA Note: *The District has a transition plan and will undertake an ADA audit separately.*
- Increase programming and outreach to youth and teens
- Need additional funding sources: grants, bonds

A Key Issues Matrix was developed and provided as a staff resource.



THIS PAGE INTENTIONALLY LEFT BLANK

VI. RECOMMENDATIONS AND ACTION PLANS

Residents and community leaders are increasingly recognizing that parks and recreation facilities and programs are essential to creating and maintaining communities where people want to live, work, play, socialize, recreate, learn, and visit. The Hesperia Recreation and Park District lives this philosophy.



New recreational facilities, parks, and amenities should be investments in the long-term vitality and economic sustainability of any active and desirable community. The Hesperia Recreation and Park District is committed to providing comprehensive, high quality recreation, parks, programs, and facilities to the community.

Please note NRPA Standards are actually recommendations and may be more appropriate to larger metropolitan areas and not always appropriate for more rural areas such as the Hesperia Recreation and Park District.

A. RECOMMENDATIONS

The following recommendations are made based on the entirety of the master plan which was inclusive of members of the community. The public was given many opportunities to participate through focus groups, stakeholder meetings, public meetings, an invitation needs assessment survey, and an open link needs assessment survey. A Level of Service (LOS) analysis was also conducted.

The recommendations and action plans which follow were developed by GreenPlay and describe ways to enhance the level of programs and the quality of life with improvement through improved parks, facilities, programs, and amenities, a dedication to customer service, improved programming and program delivery, organizational efficiencies, and increased financial opportunities.

The following goal areas were identified for focus for the District by the consultant team and the District's Leadership:

- Facilities and Amenities
- Program Delivery
- Organizational
- Finance

Goal 1: Reinvest, update and improve existing facilities and amenities

Objective 1.1: *Maintain and improve existing facilities, parks, and amenities.*

Updating and improving of facilities and amenities should become a priority. The District should continue to monitor the condition of existing facilities, parks, and amenities, as these assets have been identified by residents as being of high importance. Providing additional resources to ensure continuous upkeep and long-term maintenance of these assets should be considered. The condition of all assets should be monitored and reported to appropriate leadership staff so that all assets are maintained at the appropriate level and standard. Regular inspections of all assets should continue with an emphasis of scoring current conditions to the established standard. Maintenance projects and annual maintenance needs should be funded on a regular schedule to address the aging infrastructure. Priorities for future maintenance projects for these areas should be developed and reviewed regularly. Capital improvement plans, costs, and phasing recommendations and implementation plans should be developed addressing undeveloped or underdeveloped areas identified in this master

plan as well any assets needing attention as identified in future inspections. Use the master plan inventory and evaluation of amenities to develop CIP priorities to repair, replace, and upgrade existing amenities in parks. Update the existing reserve study which identifies the life cycle status of existing facilities to determine when replacements will be needed and costs. In some cases, when a park is receiving new infill amenities, it may also be the best and most cost effective time to replace other facilities that are beyond their useful life cycles. Appropriate funding should be provided to address the capital improvement needs.

Objective 1.2: *Continue to encourage the City to improve/add bike trails, walking trails, and increase connectivity.*

Walking and biking connectivity were identified as a high priority during the engagement process. Based on trends and demand, the District should continue to encourage the City to improve/add bike trails and walking trails. A quick study on determining the best locations for new park entrances, adjacent walkways and potential bike lanes or bike paths should also be conducted as either a stand-alone study or as part of the larger City Transportation Plan. This study should also look at how to tie in existing hiking and equestrian trail systems to these parks and how to provide better walking, strolling, skating routes within existing and new parks.

Objective 1.3: *Explore developing new parks in new locations.*

The District should explore opportunities to develop new parks with new amenities in areas currently identified as underserved by the Level of Service Analysis. **Figure 3-19** indicated the under-served areas of Hesperia and **Figures 3-20** through **3-21** indicated where current and future densities are likely to be and where the greatest increase in populations are likely to occur. These are the areas where new parks should be sited and where development projects should be asked to cover their fair share of the park and park amenity deficits.

Objective 1.4: *Explore adding new park amenities such as restrooms, shade, water fountains, concrete chess tables, outdoor fitness equipment, sand volleyball pits, pickleball splash pads, and/or a Destination Playground.*

The District should explore opportunities to aid amenities in existing parks to increase usage, provide an amenity and attraction for families and children, and help increase visitations. Each of the park assets should be looked at for the potential to integrate new park facilities in areas that are currently un-developed or under-developed. This should include a site planning effort that takes into account current constraints and opportunities as well as the realities of site plans and placemaking requirements.

Objective 1.5: *Improve amenities in the community centers.*

Improving the amenities in the community centers should become a priority. The District should improve the condition of existing amenities and add new amenities to the community centers to increase usage which will attract additional rental income. Examples of amenities include equipment such as playing tables, audio visual equipment, furniture, fixtures, etc.

Objective 1.6: *Assess parks for Americans with Disabilities Act Compliance and address deficiencies.*

Continue to execute the District's ADA Transition Plan.

The District should continue work to make all of its facilities and amenities accessible to people with disabilities. Ongoing self-evaluation and execution of the existing ADA Transition Plan must be a high priority for the District especially in terms of access. Any upcoming facility/park improvements should attempt to improve reasonable accessibility throughout the facility/park. Add adaptive programming/amenities when making any improvements to existing assets and include in the design of new assets.

Objective 1.7: *Continue to preserve open spaces and improving natural area preservations.*

The District should continue to preserve existing open spaces, look for opportunities to add open spaces, and work to preserve natural areas. The District should continue to invest in acquiring lands that become available within the District.

Objective 1.8: *Improve sense of safety and security in the parks and at facilities.*

Improving the sense of safety and security should continue to be a priority. The District should improve lighting and continue to monitor the sense of safety of residents at existing facilities and parks.

Objective 1.9: *Develop additional indoor recreational facilities and amenities.*

An existing desire for District’s residents expressed during this study is the need for an aquatic facility. The District should conduct a Feasibility/ Conceptual Study to determine the feasibility and best method to gain community support to add an indoor aquatic facility. Financial projections for construction of an indoor aquatic facility, development of O&M budget projections and pro-forma for operations should be completed as well. Funding and obtaining community support should be a focus of this study.

Objective 1.10: *Develop additional outdoor recreational facilities and amenities.*

Continue to explore the expansion of existing facilities to meet demand and increase outdoor programming opportunities such as adding additional campsites, camping hookups and other outdoor amenities at Hesperia Lake Park. The District should pursue the development of a Park Master Plan specifically for Hesperia Lake Park to identify opportunities to expand current and add new recreational opportunities such as additional camp sites.

Objective 1.11: *Explore adding Public Art in parks and recreational facilities.*

The District should explore the feasibility of adding public art in parks and recreational facilities and possibly adding murals for local artists to display their work.

Objective 1.12: *Encourage the City to maintain and improve conditions at the Hesperia Golf and Country Club.*

The District should continue encouraging the City to update and improve the condition of the golf course, facilities, parking lot, and amenities.

Goal 2: Continue to Improve Programs and Program Delivery

Objective 2.1 *Continue to monitor the participation and usage of the programs, facilities, and activities, and make appropriate adjustments based on collected data.*

The District should continue to conduct regular facility and participation counts for programs, facilities, and activities to determine usage by residents and non-residents and feasibility of continuing current programs or changing the program offerings to better utilize available resources. Program evaluations should also be conducted at the end of each program session to determine participants’ level of satisfaction and direct appropriate programming changes or adjustments. The District should regularly retire low performing programs with new and diverse programs, giving new programs ample time to be marketed and grow a following.

Objective 2.2 *Expand programs and activities specifically for teens, young adults, and active adults.*

The District should look to add hobby and special interest programs, nature programs, family programs, life skills and enrichment programs, multigenerational programs: cooking, gardening, technology, needlepoint, active senior programming, water polo, STEM Camps,

and expand the ASAP Program. Following the recommendation on Objective 2.2 replace low performing programs with these new programs.

Objective 2.3 *Enhance special event programming by adding community events (festivals, parades, concerts, community dances, adventure races, other running events).*

As identified by focus groups and survey respondents, expanding opportunities and enhancing special event programming was identified as a priority. The District should work with program providers to explore new special events, possibly themed by the community or season of the year. The District should continue to look for opportunities to expand community events and activities based on community demand and trends.

Objective 2.4: *Explore opportunities to increase fitness and wellness programming and program delivery based on demand and trends.*

Continue to evaluate the current level of programming. Expand program opportunities for fitness/wellness, and add walking for fitness and health as new programs. As new programs are developed and implemented, continue to create a balance between passive and active recreation.

Objective 2.5: *Continue to work with other program providers to develop programs to meet demand and trends.*

As popularity of program offerings and activities increases, continue to look for opportunities to expand programs while working with other program providers within the community, and formalize these agreements in writing. Continue to build on the existing partnerships and relationships the District already maintains to continue meeting the needs of citizens.

Objective 2.6: *Continue to monitor affordability of programs.*

As the popularity of program offerings and activities increases, the District should look for opportunities to expand and enhance programs. Monitoring of resource allocation, spending, and cost recovery associated with programs will be essential to ensuring continued affordability for the District's residents. Performing a detailed study of the costs associated with each program annually will also assist with maintaining the appropriate level of affordability.

Objective 2.7: *Monitor Staffing Levels and Available Space.*

The District should continue to evaluate staffing levels and space usage to ensure the ability to maintain existing level of programs while new programs are added.

Objective 2.8: *Add themes or identities to each park.*

As parks are updated or renovated, consider theming or creating identities for each park so that the experience is different across the District.

Objective 2.9: *Add special needs programming for youth and adults*

The District should look for opportunities to add special needs programming for youth and adults.

Goal 3: Continue to Improve Organizational Efficiencies

Objective 3.1 *Improve District marketing and communication and develop a Brand for the District.*

The District should continue to promote and grow their brand. Increase the avenues used to promote the brand through expanded social media postings, additional giveaways (possibly t-shirts), and increased signage. The District should develop a Marketing Plan as outlined in section IV of this plan to improve awareness and communication.

As part of a marketing plan, consider multiple avenues to reach diverse users based on target markets. As part a marketing plan consider investment in technology and social media.

Objective 3.2 *Enhance and improve external communication regarding District activities and programs to increase community awareness.*

The District utilizes a number of effective marketing tools and strategies to actively promote recreation and parks programs in the community. These tools include, but are not limited to, the Hesperia Programs & Activities Guide, newsletters, a strong website, Facebook, and email. The District should consider using Twitter, Instagram, and any other social media tools available. Review current signage and look for opportunities for improved promotion of District programs and facilities. The District should continue to monitor their advertising strategies and continually adjust as warranted. The District should work to promote the following:

- Usage of the Power Play Center and the Epicentre/Teen Center
- Usage of the Percy Bakker Center and The John Swisher Community Center
- Usage of smaller neighborhood parks
- The wonderful achievements of the Hesperia Park and Recreation District
- Increase outreach to the 34 – 55-year-old age group
- Activities and special events

Objective 3.3: *Staff appropriately to meet current demand and maintain established quality of programs.*

As programs are added, and parks and facility upgrades are implemented, it is important to ensure that staffing levels are adequate to maintain current performance standards. The intensity of maintenance practices required for upgraded facilities and amenities requires additional manpower be focused in this area. This could indicate the need for additional resources and most likely new maintenance positions within the District. It is important to evaluate staffing levels to maintain current and desired

performance standards. Increasing facilities and programming can require additional personnel.

Objective 3.4 *Review current Joint Use Agreements (JUA), Joint Operating Agreements (JOA), and Memorandum of Understandings (MOU,) and how each are benefiting the District – maximize potential.*

The District should look to maximize potential usage of facilities as a key component of any agreement. Continue to work with the Hesperia Unified Schools, the City of Hesperia, and other program providers to maximize use of existing facilities – potentially adding revenue through rentals and leases.

Objective 3.5 *Explore additional partnerships to assist with funding, volunteering, and marketing.*

The District should look to expand upon the relationships with local business, service agencies, clubs, and organizations to seek funding, gifts-in-kind, volunteers, and marketing support to expand programming and enhance facilities.

Objective 3.6 *Upgrade technology and possibly WIFI service in facilities and parks.*

The District should invest in IT infrastructure to increase technology in the community center and possibly WiFi connectivity in the parks. The focus groups, survey, and national trends show that connectivity increases uses and satisfaction of participants.

Objective 3.7 *Examine Hours of Operations and Consider Reopening Closed Facilities*

The District should examine hours of operations and consider reopening closed facilities or portions of closed facilities. The District could potentially generate revenue by renting, leasing or partnering with the City of Hesperia, the Unified School District, other program providers, or sports organizations.

Objective 3.8 *Explore Opportunities to Continue to Leverage Volunteers.*

The District should explore additional opportunities to use volunteers to assist in program and service delivery, and maintenance of facilities and parks. The District could potentially obtain additional volunteers from the City of Hesperia, the Unified School District, other program providers, sports organizations, and community groups and organizations.

Objective 3.9 *Improve Regular Routine and Annual Maintenance of Facilities and Parks.*

The District should continue to monitor regular routine maintenance of facilities and parks. The District should ensure that each facility and park has a written routine and annual maintenance plan for all areas and assets.

Goal 4: Finance

Objective 4.1: *Review Current Program and Rental Fees and the Cost of Operations.*

The District should continue its regular review of program and rental fees to ensure they are equitable and that the fees are resulting in the appropriate cost recovery. The District should consider conducting a Resource Allocation/ Cost Recovery study to determine a goal for cost recovery and to better understand the actual cost of operations and how District resources are currently allocated and how the resources could be reallocated.

Objective 4.2 *Explore additional funding options.*

The District should continue to explore additional funding sources and develop strategies to seek alternative funding sources that include donations, grants, and sponsorships. Communication with current sponsors and donors should continue to be conducted on a regular basis to ensure their continued positive relationships with the District.

Objective 4.3 *Examine Current Wage Scale for District Employees*

The District should examine the current wage scale for District employees, comparing pay rates to similar organizations and correcting if necessary. The results of should be shared with District staff. This effort would help with employee morale.

Objective 4.4 *Explore opportunities to increase sponsorships.*

The District should explore sponsorship arrangements for special events and activities. The District should explore additional sponsorship opportunities and build on existing sponsorships. All existing and future sponsorships should be accurately portrayed in a signed sponsorship agreement.

Objective 4.5 *Pursue grant and philanthropic opportunities.*

The District should consider new grant opportunities available for programming, facility and park improvements and should continue to pursue any and all grant opportunities at the federal, state, regional, and local levels. To accomplish this, the District may need to consider contracting with a dedicated grant writer to research, submit, and track such grants.

Objective 4.6: *Explore Capital Funding Opportunities.*

The District should consider the creation of a more consistent annual deferred maintenance budget line item to ensure resources are allocated annually for incremental upgrades throughout the system.

Objective 4.7: *Reassess Developer Impact Fees*

The District should explore a Community Facilities District to create an impact fee for new development in the District.

Objective 4.8: Consider a Joint Powers Authority with the City of Hesperia and the Hesperia Unified School District.

The District should explore a Joint Powers Authority with the City of Hesperia and the Hesperia Unified School District to maximize resources and efficiencies within the community.



B. ACTION PLAN, COST ESTIMATES AND TIMEFRAME

The following Goals, Objectives, and Action Items for the recommendations are drawn from the public input, inventory, level of service analysis, findings feedback, and all the information gathered during the master planning process with a primary focus on maintaining, sustaining, and improving Hesperia Recreation and Park District's parks, recreation, facilities, and programs. All cost estimates are in 2018 figures where applicable. Most costs are dependent on the extent of the enhancements and improvements determined or known at this time.

Timeframe to complete is designated as:

- Short-term (up to 3 years)
- Mid-term (4-6 years)
- Long-term (7-10 years)



Goal 1: Reinvest, update and improve existing facilities and amenities

Objective 1.1: Maintain and improve existing facilities, parks, and amenities.			
Actions	Capital Cost Estimate	Operational Budget Impact	Timeframe to Complete
1.1.a Continue to monitor the condition of existing facilities, parks, and amenities		Staff Time	Short-Term
<p>1.1. b Continue to monitor the condition and maintenance of existing parks and facilities, as these facilities have been identified by residents as of high importance.</p> <ul style="list-style-type: none"> • Utilize regular standardized evaluation methods and instruments to measure and track the level of quality of maintenance of these areas. • Emphasize training and mentoring of staff to ensure continuous maintenance of these areas. • Monitor maintenance staffing and adjust as needed to meet current demand for services and develop a plan for future growth. • Conduct monthly inspections. • Address maintenance projects and annual maintenance needs to minimize backlog of maintenance. • Identify priorities of future maintenance projects for these areas. • Develop capital improvement plan, cost, and phasing recommendations and implementation plan for priority items/projects. 	Cost will vary based on projects	Staff Time	Short-Term

Objective 1.2: *Continue to encourage the City to improve/add bike trails, walking trails, and increase connectivity.*

Actions	Capital Cost Estimate	Operational Budget Impact	Timeframe to Complete
1.2.a The District should continue to encourage the City to improve/add bike trails and walking trails.	Cost will vary based on projects	Staff Time	Ongoing
1.2.b The District could request the City to conduct a study to determine the best locations for new park entrances, adjacent walkways, and potential bike lanes or bike paths as part of The City’s Transportation Plan. This study could also look at how to tie in existing hiking and equestrian trail systems to these parks and how to provide better walking, strolling, skating routes within existing and new parks.	Cost will vary based on projects	Staff Time	Ongoing

Objective 1.3: *Explore developing new parks in new locations.*

Actions	Capital Cost Estimate	Operational Budget Impact	Timeframe to Complete
1.3.a Follow the recommendations detailed in the Level of Service Analysis which identified potential gaps in service within the community: <ul style="list-style-type: none"> • Identify priorities for future development of new parks • Develop conceptual plans for future new parks • Develop financial projections for construction of future new parks • Develop O&M budget projections and pro-forma for operations of future new parks 	Will vary based on location and	Will vary based on location and future amenities added	Mid-Term/ Long-Term

Objective 1.4: *Explore adding new park amenities such as restrooms, shade, water fountains, concrete chess tables, outdoor fitness equipment, sand volleyball pits, pickleball splash pads, and/or a Destination Playground.*

Actions	Capital Cost Estimate	Operational Budget Impact	Timeframe to Complete
1.4.a Based on trends and demand, look for opportunities to improve existing parks by adding new amenities such as restrooms, shade, water fountains, concrete chess tables, outdoor fitness equipment, sand volleyball pits, pickleball, and splash pads. <ul style="list-style-type: none"> • Identify priorities 	Will vary based on amenities	Staff time/ additional inspection and maintenance time	Short-Term

1.4.b Add a destination playground to an underutilized and underdeveloped park.	Will vary based on amenities	Staff time/ additional inspection and maintenance time	Short-Term
Objective 1.5: <i>Improve amenities in the community centers.</i>			
Actions	Capital Cost Estimate	Operational Budget Impact	Timeframe to Complete
1.5.a The District should improve the condition of existing amenities and add new amenities to the community centers to increase usage which will attract additional rental income.	Will vary based on the amenities upgraded and the amenities added.	Staff Time	Short-Term
Objective 1.6: <i>Assess parks for Americans with Disabilities Act Compliance and address deficiencies Continue to execute the District's ADA Transition Plan.</i>			
Actions	Capital Cost Estimate	Operational Budget Impact	Timeframe to Complete
1.6.a Continue to work to make all of the District's facilities and amenities accessible to people with disabilities. Ongoing self-evaluation and execution of the existing ADA Transition Plan must be a high priority for the District	Will vary based on the facilities and amenities being addressed.	Staff Time	Ongoing
1.6.b Any upcoming facility/park improvements should attempt to improve reasonable accessibility throughout the District's system. Add adaptive programming/amenities when making any improvements to existing assets and include in the design of new assets.	Will vary based on the facilities and amenities being addressed.	Staff Time	Ongoing
Objective 1.7: <i>Continue to preserve open spaces and improving natural area preservations.</i>			
Actions	Capital Cost Estimate	Operational Budget Impact	Timeframe to Complete
1.7.a The District should continue to preserve existing open spaces, and work to preserve natural areas.		Staff Time	Ongoing

<p>1.7.b The District should continue to invest in acquiring lands that become available within the District</p>	<p>Will vary based on the cost of available land</p>	<p>Staff Time</p>	<p>Ongoing</p>
<p>Objective 1.8: <i>Improve sense of safety and security in the parks and at facilities.</i></p>			
<p>Actions</p>	<p>Capital Cost Estimate</p>	<p>Operational Budget Impact</p>	<p>Timeframe to Complete</p>
<p>1.8.a The District should improve lighting and continue to monitor the sense of safety of residents at existing facilities and parks.</p>	<p>Will vary depending on safety upgrades added at existing facilities</p>	<p>Staff Time</p>	<p>Short-Term</p>
<p>Objective 1.9: <i>Develop additional indoor recreational facilities and amenities.</i></p>			
<p>Actions</p>	<p>Capital Cost Estimate</p>	<p>Operational Budget Impact</p>	<p>Timeframe to Complete</p>
<p>1.9.a The District should conduct a Feasibility/ Conceptual Study to determine the feasibility and best method to gain community support to add an indoor aquatic facility. Financial projections for construction of an indoor aquatic facility, development of O&M budget projections and pro-forma for operations should be completed as well. Funding and obtaining community support should be a focus of this study.</p>	<p>\$35,000 - \$50,000</p>	<p>Staff Time</p>	<p>Short-Term</p>
<p>Objective 1.10: <i>Develop additional outdoor recreational facilities and amenities.</i></p>			
<p>Actions</p>	<p>Capital Cost Estimate</p>	<p>Operational Budget Impact</p>	<p>Timeframe to Complete</p>
<p>1.10.a Continue to explore the expansion of existing facilities to meet demand and increase outdoor programming opportunities such as adding additional campsites, camping hookups and other outdoor amenities at Hesperia Lake Park. The District should pursue the development of a Park Master Plan specifically for Hesperia Lake Park to identify opportunities to expand current and add new recreational opportunities such as additional camp sites.</p>	<p>\$35,000 - \$50,000</p>	<p>Staff Time</p>	<p>Short-Term</p>

Objective 1.11: Explore adding Public Art in parks and recreational facilities.			
Actions	Capital Cost Estimate	Operational Budget Impact	Timeframe to Complete
1.11.a The District should explore the feasibility of adding public art in parks and recreational facilities, and possibly adding murals for local artists to display their work.		Staff Time	Short-Term
Objective 1.12: Encourage the City to maintain and improve conditions at the Hesperia Golf and Country Club.			
Actions	Capital Cost Estimate	Operational Budget Impact	Timeframe to Complete
1.12.a The District should continue encouraging the City to update and improve the condition of the golf course, facilities, parking lot and amenities.		Staff Time	Short-Term

Goal 2: Continue to Improve Programs and Program Delivery

Objective 2.1 Monitor the participation and usage of the programs, facilities, and activities and make appropriate adjustments based on collected data.			
Actions	Capital Cost Estimate	Operational Budget Impact	Timeframe to Complete
2.1.a Conduct regular participation counts for these programs, facilities, and activities to determine usage. Develop a method to conduct and record daily facility and participation counts for residents and non-residents.		Staff Time	Ongoing
2.1.b Based on trends and demand, look to retire low performing programs and add new diverse programs.		Staff Time	Short-Term
2.1.c Conduct regular participation and staff evaluations for facilities to determine level of customer satisfaction. Develop a method to conduct evaluations of facilities (at a minimum evaluations should be conducted twice annually) to determine if facility changes are warranted.		Staff Time	Ongoing

Objective 2.2 <i>Expand programs and activities specifically for teens, young adults, and active adults.</i>			
Actions	Capital Cost Estimate	Operational Budget Impact	Timeframe to Complete
2.2.a Consider adding hobby and special interest programs, nature programs, family programs, life skills and enrichment programs, multigenerational programs: cooking, gardening, technology, needlepoint, active senior programming, water polo, STEM Camps, and expanding the ASAP Program.		Staff Time Varies based on instructor, supplies, and facility costs	Ongoing
Objective 2.3: <i>Enhance special event programming by adding community events (festivals, parades, concerts, community dances, adventure races, other running events).</i>			
Actions	Capital Cost Estimate	Operational Budget Impact	Timeframe to Complete
2.3.a The District should work with program providers to explore new special events, possibly themed by the community or season of the year. The District should continue to look for opportunities to expand community events and activities based on community demand and trends		Staff Time and Varies based on event	Ongoing
Objective 2.4: <i>Explore opportunities to increase fitness and wellness programming and program delivery based on demand and trends.</i>			
Actions	Capital Cost Estimate	Operational Budget Impact	Timeframe to Complete
2.4.a Expand program opportunities for fitness/wellness, add walking for fitness and health as new programs.		Varies based on programs Paid staff or Contracted	Short-Term
2.4.b As new programs are developed and implemented, continue to create a balance between passive and active recreation.		Staff Time	Ongoing
Objective 2.5: <i>Continue to work with other program providers to develop programs to meet demand and trends.</i>			
Actions	Capital Cost Estimate	Operational Budget Impact	Timeframe to Complete
2.5.a Continue to look for opportunities to expand programs while working with other program providers within the community, and formalize these agreements in writing		Staff Time	Ongoing

2.5.b Continue to build on the existing partnerships and relationships the District already maintains to continue meeting the needs of citizens.		Staff Time	Ongoing
--	--	------------	---------

Objective 2.6: Continue to monitor affordability of programs.

Actions	Capital Cost Estimate	Operational Budget Impact	Timeframe to Complete
2.6.a <ul style="list-style-type: none"> • Monitor resource allocation, spending, and cost recovery associated with program and services. • Annually perform a detailed study of the costs associated with each program and service. • Emphasize training and mentoring of staff for cost-efficient program and service delivery. • Monitor program and services staffing and adjust as needed to meet current demand for services and manage resources effectively. • Manage facility and park maintenance resources to maximize effectiveness. • Identify priorities of future expenditures related to programs and services. • Develop equipment and supplies purchasing plans to maximize resources. 		Staff time	Ongoing
2.6.a Performing a detailed study of the costs associated with each program annually will also assist with maintaining the appropriate level of affordability.	\$30,000 - \$45,000	Staff Time	Short-Term

Objective 2.7 Monitor Staffing Levels and Available Space.

Actions	Capital Cost Estimate	Operational Budget Impact	Timeframe to Complete
2.7.a Continue to evaluate staffing levels and space usage to ensure the ability to maintain existing level of programs while new programs are added.		Staff time	Ongoing

Objective 2.8 <i>Add themes or identities to each park.</i>			
Actions	Capital Cost Estimate	Operational Budget Impact	Timeframe to Complete
2.8.a As parks are updated or renovated, consider theming or creating identities for each park so that the experience is different across the District.	Will vary based on the amenities added.	Staff Time	Short-Term
Objective 2.9: <i>Add special needs programming for youth and adults.</i>			
Actions	Capital Cost Estimate	Operational Budget Impact	Timeframe to Complete
2.9.a The District should look for opportunities to add special needs programming for youth and adults.		Staff Time Will vary based on the programs added.	Short-Term

Goal 3: Continue to Improve Organizational Efficiencies

Objective 3.1 <i>Improve District marketing and communication and develop a Brand for the District.</i>			
Actions	Capital Cost Estimate	Operational Budget Impact	Timeframe to Complete
3.1.a The District should continue to promote and grow their brand. <ul style="list-style-type: none"> Increase the avenues used to promote the brand through expanded social media postings, additional giveaways (possibly t-shirts), and increased signage. 		Cost of giveaways, additional signage and Staff time	Ongoing
3.1.a The District should develop a Marketing Plan as outlined in Section IV of this plan to improve awareness and communication. <ul style="list-style-type: none"> As part of a marketing plan consider multiple avenues to reach diverse users based on target markets. As part a marketing plan consider investment in technology and social media. 		Cost technology and Staff time	Ongoing

Objective 3.2 Enhance and improve external communication regarding District activities and programs to increase community awareness.

Actions	Capital Cost Estimate	Operational Budget Impact	Timeframe to Complete
3.2.a The District should consider using Twitter, Instagram, and any other social media tools available.		Staff time	Ongoing
3.2.b Review current signage and look for opportunities for improved promotion of District programs and facilities.		Staff time	Ongoing
3.2.c The District should continue to monitor their advertising strategies and continually adjust as warranted.		Staff time	Ongoing
3.2.d The District should work to promote the following: <ul style="list-style-type: none"> • Usage of the Power Play Center and the Epicentre/Teen Center • Usage of the Percy Bakker Center and The John Swisher Community Center • Usage of smaller neighborhood parks • The wonderful achievements of the Hesperia Park and Recreation District • Increase outreach to the 34 – 55-year-old age group • Activities and special events 		Staff time	Ongoing

Objective 3.3: Staff appropriately to meet current demand and maintain established quality of service.

Actions	Capital Cost Estimate	Operational Budget Impact	Timeframe to Complete
3.3.a Hire, conduct orientation with, and train staff for current and future parks and facilities demands. The intensity of maintenance practices required for upgraded facilities and amenities requires additional manpower be focused in this area. This could indicate the need for additional resources and most likely new maintenance positions within the District		TTBD Additional Maintenance staff may be required	Ongoing
3.3.b Hire, conduct orientation with, and train staff for current and future recreation programming demands.		TBD	Ongoing

Objective 3.4: Review current Joint Use Agreements (JUA), Joint Operating Agreements (JOA), and Memorandum of Understandings (MOU,) and how each are benefitting the District – maximize potential.

Actions	Capital Cost Estimate	Operational Budget Impact	Timeframe to Complete
<p>3.4.a The District should look to maximize potential usage of facilities as a key component of any agreement. Continue to work with Hesperia Unified Schools, the City of Hesperia, and other program providers to maximize use of existing facilities – potentially adding revenue through rentals and leases.</p>		Staff time	Ongoing

Objective 3.5: Explore additional partnerships to assist with funding, volunteering, and marketing.

Actions	Capital Cost Estimate	Operational Budget Impact	Timeframe to Complete
<p>3.5.a The District should look to expand upon the relationships with local business, service agencies, clubs, and organizations to seek funding, gifts-in-kind, volunteers, and marketing support to expand programming and enhance facilities.</p>		Staff time	Ongoing

Objective 3.6: Upgrade technology and possibly WIFI service in facilities and parks.

Actions	Capital Cost Estimate	Operational Budget Impact	Timeframe to Complete
<p>3.6.a The District should invest in IT infrastructure to increase technology in the community center and possibly WIFI connectivity in the parks.</p>	Cost of IT infrastructure	Cost of WIFI	Short-Term

Objective 3.7: Examine Hours of Operations and Consider Reopening Closed Facilities			
Actions	Capital Cost Estimate	Operational Budget Impact	Timeframe to Complete
<p>3.7.a The District should examine hours of operations and consider reopening closed facilities or portions of closed facilities. The District could potentially generate revenue by renting, leasing or partnering with the City of Hesperia, the Unified School District, other program providers or sports organizations.</p>		Cost of utilities and staffing – could be offset by rental/lease income	Short-Term
Objective 3.8: Explore Opportunities to Continue to Leverage Volunteers.			
Actions	Capital Cost Estimate	Operational Budget Impact	Timeframe to Complete
<p>3.8.a The District should explore additional opportunities to use volunteers to assist in program and program delivery, and maintenance of facilities and parks. The District could potentially obtain additional volunteers from the City of Hesperia, the Unified School District, other program providers, sports organizations and community groups and organizations.</p>		Staff time	Ongoing
Objective 3.9: Continue to Monitor Regular Routine and Annual Maintenance of Facilities and Parks.			
Actions	Capital Cost Estimate	Operational Budget Impact	Timeframe to Complete
<p>3.9.a The District should continue to monitor regular routine maintenance of facilities and parks. The District should ensure each facility and park has a written routine and annual maintenance plan for all areas and assets.</p>		Staff Time	Short-Term

Goal 4: Finance

Objective 4.1: Review Current Program and Rental Fees and the Cost of Operations.			
Actions	Capital Cost Estimate	Operational Budget Impact	Timeframe to Complete
<p>4.1.a The District should continue their regular review of program and rental fees to ensure they are equitable and that the fees are resulting in the appropriate cost recovery. The District should consider conducting a Resource Allocation/ Cost Recovery study to determine a goal for cost recovery and to better understand the actual cost of operations and how District resources are currently allocated and how the resources could be reallocated.</p>	\$30,000 - \$45,000	Staff Time	Short-Term
Objective 4.2 Explore additional funding options.			
Actions	Capital Cost Estimate	Operational Budget Impact	Timeframe to Complete
<p>4.2.a The District should continue to explore additional funding sources and develop strategies to seek alternative funding sources that include donations, grants, and sponsorships. Communication with current sponsors and donors should continue to be conducted on a regular basis to ensure their continued positive relationships with the District.</p>	\$0	Staff Time	Ongoing
Objective 4.3: Examine Current Wage Scale for District Employees			
Actions	Capital Cost Estimate	Operational Budget Impact	Timeframe to Complete
<p>4.3.a The District should examine the current wage scale for District employees, comparing pay rates to similar organizations and correcting if necessary. The results of should be shared with District staff. This effort would help with employee morale.</p>		Staff Time Possible cost of any warranted wage increases	Short-Term

Objective 4.4: Explore opportunities to increase sponsorships.			
Actions	Capital Cost Estimate	Operational Budget Impact	Timeframe to Complete
4.4.a The District should explore sponsorship arrangements for special events and activities. The District should explore additional sponsorship opportunities and build on existing sponsorships. All existing and future sponsorships should be accurately portrayed in a signed sponsorship agreement.		Staff Time	Ongoing
Objective 4.6: Explore Capital Funding Opportunities.			
Actions	Capital Cost Estimate	Operational Budget Impact	Timeframe to Complete
4.6.a The District should consider the creation of a more consistent annual deferred maintenance budget line item to ensure resources are allocated annually for incremental upgrades throughout the system.	TBD	Staff Time	Short-Term
Objective 4.7: Reassess Developer Impact Fees			
Actions	Capital Cost Estimate	Operational Budget Impact	Timeframe to Complete
4.7.a The District should explore a Community Facilities District to create an impact fee for new development in the District.		Staff Time	Short-Term
Objective 4.8: Consider a Joint Powers Authority with the City of Hesperia and the Hesperia Unified School District.			
Actions	Capital Cost Estimate	Operational Budget Impact	Timeframe to Complete
4.8.a The District should explore a Joint Powers Authority with the City of Hesperia and the Hesperia Unified School District to maximize resources and efficiencies within the community.		Staff Time	Short-Term

APPENDIX A: OPEN-ENDED SURVEY COMMENTS

THIS PAGE INTENTIONALLY LEFT BLANK


Appendix: Open-Ended Comments

**HESPERIA RECREATION AND PARK DISTRICT
MASTER PLAN SURVEY**


Table of Contents

If you have visited a park, what activities do you typically engage in at Hesperia Recreation and Park District parks?	1
Do you have any comments/suggestions for how the parks or facilities mentioned in the previous question can be improved to better meet the needs of your household and/or the community?	20
What are the most important needs for the Hesperia Recreation and Park District to address over the next 5 to 10 years? (other).....	41
Please indicate whether you and your household have a need or a desire for the following. (other)	49
What are the most important areas that, if addressed by the Hesperia Recreation and Park District, would increase your use of parks and recreation facilities? (other)	49
How do you currently receive information about recreation and park facilities, services, and programs? (website, other).....	51
Do you have any further comments about Hesperia Recreation and Park District facilities and programs?	53

If you have visited a park, what activities do you typically engage in at Hesperia Recreation and Park District parks?

Years in Area (0=<1)	Age	Kids	Activities at Parks
0	Under 25	No	Walking, drove, Viewed the lake
0	25-34	Yes	Community events and classes. playgrounds with children, visiting the lake to see the animals and picnic.
0	25-34	Yes	Dog park.
0	25-34	No	Golfing, fishing, slackline, and disc-golf
0	25-34	No	Walking the dogs, picnic, flying a kite, a birthday party, BBQ, stuff like that.
0	35-44	Yes	Ninguna
0	35-44	Yes	Pasar un rato agradable con mi familia
0	35-44	Yes	Playground area
0	45-54	Yes	met friends & family, ate a picnic lunch, walked dogs around the lake
0	45-54	Yes	Playground; walking path
0	45-54	Yes	Softball
0	45-54	Yes	Walking around for exercise. Visiting a community event. I would have visited these parks much more if I'd known they existed.
0	55-64	No	Enjoy outdoors and safe place to visit.
0	55-64	No	fishing and golfing.
0	65-74	No	Golf
0	65-74	No	Golf
0	65-74	No	Trail rides at Hesperia Lake
0	65-74	No	walks runs,concerts
0	75+	No	I live in Apple Valley, but enjoy golf at the Hesperia Golf & Country club generally a couple times a month. Though I have not yet been there, I look forward to going to the Lake Park to fish sometime in the near future.
0			As soon as I start visiting the parks I'll be doing 3 things: riding a bike or walking around it, and relaxing in the shade reading.
0			Basketball and fishing
0			Fishing 
0			Playground,running,exercising
0			Swimming a seing set sand box
0			Swimming lessons
0			Walks and kids playground
1	25-34	Yes	Kids play on equipment.
1	55-64	Yes	Picnic, fishing, feed the ducks, enjoy the walkway, play sports at family reunions (baseball, volleyball); needs a pool
1			Basketball, walking dogs
2	25-34	Yes	Jungle gyms and swings kids love the water too.

Hesperia Recreation and Park District Master Plan Survey

Years in Area (0=<1)	Age	Kids	Activities at Parks
2	25-34	Yes	Me and my daughter usually go and feed the ducks. she also plays on the playground at the hesperia lake park. At the lime park she plays in the playground. she loves going to the parks.
2	25-34	Yes	My kids want to use the playground, and we usually have a picnic.
2	25-34	Yes	Our favorite park is Lime Street, my children enjoy the play ground and swimming pools. I also enjoy all the trees and shaded grass areas to sit.
2	25-34	Yes	Picnics, family gatherings
2	25-34	Yes	Softball and baseball
2	25-34	Yes	Walk around, fly kite
2	25-34	Yes	Walking. Playing with dog. Feeding ducks, if there, swing, relax under a tree, take siblings there to play, to enjoy the weather etc.
2	25-34	Yes	We visit Coleman park all the time for baseball but the siblings of the kids playing have nothing else to do. Adding a park for them to play on there would be an amazing idea.
2	35-44	Yes	Kid's playground
2	35-44	Yes	playground
2	35-44	Yes	Swim lessons. The playground.
2	35-44	Yes	Walking, visited the library, read, saw a movie, saw a concert
2	35-44	Yes	Yoga class
2	45-54	Yes	Baseball, concerts
2	45-54	Yes	walking
2	45-54		Lime st dog park, it should be expanded. It gets lots of use but is very small. Thanks
2	55-64	Yes	playground
2			For laying down and read a book and for picnic with my son. Also my daughter brings her daughter to play in the playground. By the way, it should be more promotions about the parks because I didn't know we have that many. Thanks for this opportunity to express myself.
2			Spring baseball & Fall ball
3	25-34	Yes	My 5 year old plays on the equipment and enjoys being in the grass
3	25-34	Yes	My son has football  practice at Brewster park in Apple valley now there practicing at Adelanto high school I walk while my sons practicing but never in Hesperia we go to lime street park only when I have to register my daughter for softball
3	25-34	Yes	Playground, dog walking
3	25-34	Yes	Playground, fishing
3	25-34	Yes	Walking, sight seen, kids play in the monkey bars.
3	25-34	Yes	We like playground equipment and nice shady areas like at Hesperia Lake to have lunch. We love feeding the ducks too!!
3	35-44	Yes	Football, picnic, playground, swimming pool
3	35-44	Yes	Kids play on the playground, dog park, summer camp program
3	35-44	Yes	Kids play sets. Picnic under the trees. Meeting friends to let kids play

Hesperia Recreation and Park District Master Plan Survey

Years in Area (0=<1)	Age	Kids	Activities at Parks
3	35-44	Yes	Picnic with family, walking my dogs, let my kids play on the playground
3	35-44	Yes	Play ground, picnic
3	35-44	Yes	The play ground so my grandson and niece and nephew can play
3	35-44	Yes	Watching my younger kids on the playground
3	35-44	No	Picnics, catch football or baseball
3	45-54	Yes	Dog parks, dog walking, feeding wildlife.
3	45-54	Yes	swimming, exercise class, Renn Fair.
3	55-64	No	By the lake cycling and fishing
3	65-74	Yes	Every Month for the last 2 years, I participate in the senior fun and fitness class at Percy Bakker. We have gone to the Civic center plaza park to attend various on seed events such as concerts in the park and Halloween car show....
3	65-74	No	walking, people, wildflowers and animals watching.
3			Fishing
3			I think Hesperia should take pride on the fact that they have so many parks, unlike other cities, that give our children and families places to go, without being so crowded because we only have 1. The one thing i love about Hesperia and the reason why we bought here, was because of Parks and Recreation. We have 5 children so between the sports offered, the Summer pool(which we rented in 2017, & plan to again), the nice park grounds, it gives alot for us to do and keep our children active. The Kids Camp is a big help during the summer as well!
3			Play ball. Walk around the perimeter or lounging
3			Playgrounds at all mentioned above. Swimming lessons at Lime St. Park.
3			Relax and lay down on grass
3			Walking around and running.
4	Under 25	Yes	Biking
4	Under 25	Yes	Picnics, walking, movies in the park
4	Under 25	No	Walkkng around and playing
4	25-34	Yes	Camping, soccer, kid's playground
4	25-34	Yes	Usually just regular play for and with our kids. We have not attended any events held at a park.
4	25-34	No	Play basket ball or football, usually ride bikes too
4	25-34	No	Religious events Family gatherings Fishing
4	35-44	Yes	Playground, swim lessons, picnics
4	35-44	Yes	The children play at the park or we walk around enjoying the environment.
4	55-64	No	Picnic and family activities
4	55-64	No	Picnic and playground
4	55-64	No	Swimming and relaxing
4	65-74	No	yes
4			Football, baseball, basketball

Hesperia Recreation and Park District Master Plan Survey

Years in Area (0=<1)	Age	Kids	Activities at Parks
4			I take my daughter to ballet classes. I love her instructor, she is very patient with the kids.
4			Sports
4			Walking .play ground.
5	Under 25	Yes	We usually go to like st to use the dog park And to have bbq with the family
5	25-34	Yes	Movie Nights, Dog Daze
5	25-34	Yes	play equipment for kids, feeding ducks, picnic, group meet ups
5	25-34	Yes	Playground, park benches/tables, feeding the ducks at Hesperia Lakes, and riding bikes.
5	25-34	Yes	Walking around, allowing our children to play on the playground equipment, taking dog to run in the grass, flying a kite, picnic
5	35-44	Yes	Basketball, kids sports through the Parks and Rec
5	35-44	Yes	Dog park, playgrounds, pool, baseball fields, soccer fields, community events.
5	35-44	Yes	kids & toddlers play area with kids. picnic, hanging out in the shade, fishing.
5	35-44	Yes	Kids playground for my toddler
5	35-44	Yes	Little league, baseball practice, bbq,
5	35-44	Yes	Picnic, soccer games , birthday , relaxing and unwind
5	35-44	Yes	Swings/children play area
5	45-54	Yes	Fishing at Hesperia Lake and walking at Maple Park.
5	55-64	Yes	Events and family time
5	55-64	No	Little league baseball, football... swimming lessons
5	65-74	Yes	Walking, fishing, relaxing. Kid's play area, hiking.
5	65-74	No	Sorry all parks are to far
5	65-74	No	Walk my dogs
5			As a Senior Citizen, I go and sit at a park and watch the people and listen to the laughter of the kids...
5			Basketball picnic area
5			Events such as movies in the park, baseball practice and the dog park.
5			Fishing at Hesperia Lake, walking at Maple Park
5			Go to play sports, bring food, relax with family and friends, and go to visit during a walk.
5			Riding bikes, 5ks, movies in the park, etc
5			Soccer, swimming, tennis, karate, Movies in the Park, Concerts, Dog Daze event, Fishing, Golf - Driving Range and regular, Kids Kamp, Walking, Skating, probably more.
5			Softball
5			We usually go to the civic plaza park for our daily walks. We also use it to ride our bikes and have a picnic once in a while. It would be nice for the kids to have a jungle gym or something like that. Our daughter likes to climb on what's already there but a slide and some swings would be better!
6	Under 25	Yes	Enjoy picnics, skate parks, basketball, baseball.

Hesperia Recreation and Park District Master Plan Survey

Years in Area (0=<1)	Age	Kids	Activities at Parks
6	25-34	Yes	Go for a walk wit the kids n play soccer with them.
6	25-34	Yes	Playing on playset, feeding birds, birthday parties
6	25-34	Yes	Skating, just played at the park and slide
6	25-34	Yes	Used the grill to cook food at Hesperia lake, tennis courts at lime street park, and enjoyed the slides and kids play areas at both these parks
6	35-44	Yes	running kids playing dog walking
6	35-44	Yes	swimming at lime street park and participated in basketball seasons at Epicenter
6			Fish,Play Ball with My Family. Watch Nephews play Ball.Take Kids to play at playground.
6			Skate boarding
7	Under 25	No	Usually I will play in the playground such as go on the swings and slides, or at the Rick Novak Center I lay in the grass and have a picnic.
7	25-34	Yes	Basketball
7	25-34	Yes	Fishing ,picnic, play area at hesperia lake park is great it could use more playgroubd equipments since its a popular park. Also the fishing area needs to be cleaned up, its beautiful but getting gross by the day.
7	25-34	Yes	Playground for the kids. We also do soccer at Maple park.
7	25-34	Yes	Roller skate, childrens play area, outdoor workout.
7	25-34	Yes	Slides and swings are what our family most uses.
7	25-34	Yes	Swim lessons, playground
7	25-34	Yes	We love Hesperia Lakes, feed ducks, playground, picnic
7	25-34	No	Walking, feeding ducks.
7	35-44	Yes	Just a play ground, wish Hesperia will get their act together and get a roller hockey rink
7	35-44	Yes	Playground and soccer practice
7	45-54	Yes	My Son has attended Lime Street Kids Kamp for the last 6 years
7	45-54	Yes	My son plays sports. De
7	55-64	Yes	Pickleball, skating, concerts, picnic area
7	55-64	No	Facility rental; take grandson to play
7	55-64	No	Park district. Dog park, kids area, pool,
7	65-74	Yes	Exercise classes, watching our kids sports
7	65-74	No	Fishing and camping
7			Family time, picnics, photo sessions, free ball
7			Old so do walking.
7			Swim lessons, playing at the park/play dates, fishing, and feeding the ducks.
7			With my sense I am older I use the
7			Yes
8	Under 25	Yes	Movie night on the lawn at the civic plaza park
8	Under 25	Yes	Soccer, playgrounds
8	Under 25	No	playing basket ball

Hesperia Recreation and Park District Master Plan Survey

Years in Area (0=<1)	Age	Kids	Activities at Parks
8	25-34	Yes	Baseball, soccer, basketball, fun.
8	25-34	Yes	Fishing, bbqing, relaxing, feed ducks, play soccer
8	25-34	Yes	Fishing, playground
8	25-34	Yes	I play basketball at like street park ?
8	25-34	Yes	Playground for the kids . Picnic .
8	25-34	Yes	Playground, baseball, swimming, BBQ, fishing
8	25-34	Yes	Walk run kid play area grill
8	35-44	Yes	Baseball, soccor, kids camp, family outing, fishing.
8	35-44	Yes	Swimming lessons, playground
8	35-44	No	Walking, watch a game of volleyball or watch my sister at he Karate class.
8	45-54	Yes	freesbees, walk, tennis, bicycle
8	45-54	No	BBQ, swimming, fishing, relaxing
8	55-64	No	I'd like all sports and activities including bingo, rodeos, opera, music bands, concerts, dancing waters for all ages.
8	55-64	No	Walking my dog, bike riding, Farmer's Market
8			Civic Center park...pokemon hunting with my kids!
8			Concert in the park , holiday celebrations
8			Its usually for the kids that we visits the parks. Usually Malibu and Novack. Hardly anything at Novack for the kids to stay interested for a long period. Hesperia also need more activities for the seniors. Its very limited. Also, need dogs parks. People here are dying of boredom.
8			Picnic, fishing,
8			Youth basketball, duck feeding, playground for the kids.
9	Under 25	No	I either take my dog to the dog park at lime street or let her run around at maple park. Sometimes I enjoy just sitting out in the shade and studying at most parks while my younger siblings play.
9	25-34	Yes	Enjoying park, fishing, BBQs, walks
9	35-44	Yes	Playground
9	45-54	Yes	Swimming Playing Basketball Soccer Flag Football
9	55-64	Yes	BBQ
9	55-64	No	Fishing
9	55-64	No	I love to go walking and sitting in shade, jogging, hiking, running, swimming
9	55-64	No	walking
9	65-74	Yes	Dog walk or just to enjoy the grass and water for a peaceful day
9			baseball, swimming, play, picnicing, exercising..
9			Playgrounds
9			Rest, relaxation, picnic
9			Sports , BBQ
9			Swimming lessons and the dog part.
9			Walking the dogs, flying drones, enjoy each other.
10	Under 25	Yes	Biking, walking, fishing, and sportsplay.

Hesperia Recreation and Park District Master Plan Survey

Years in Area (0=<1)	Age	Kids	Activities at Parks
10	Under 25	No	BBQ
10	35-44	Yes	Soccer games and feeding the ducks/geese. Play at the park.
10	35-44	Yes	Swim classes, playground, walking. Would like to see more walking paths workout paths and a bike trail. We go to Apple valley parks because they offer more of that would like to see it in Hesperia
10	45-54	Yes	Coach youth flag football, basketball, and officiate basketball.
10	45-54	Yes	Play games, play in the playground, have a picnic
10	45-54	Yes	play structures, grass, trees, walkways, water (at Hesperia Lakes) and sports
10	45-54	Yes	Walking my dog
10	45-54	No	Baseball, playgrounds, movies in the park and concerts, farmer market
10	45-54	No	Fishing, hiking
10	45-54	No	Just a walk around the park enjoyed the beauty of trees.. 😊 😊
10	45-54	No	Swimming, events, I want to see more disability Events.
10	55-64	No	Playground; walk at Civic Plaza everyday
10	55-64	No	Walking, movies,
10	75+	No	Walking
10			Laying down on the grass. My kids could play
10			Letting my kids play and sitting in the shade enjoying the breeze
10			Particle my disc golf throws.
10			Picnic , bike ride, soccer
10			Swim, picnic in the shade, kids play. Would love to see rock wall feature and more clubbing stuff for bigger kids.
10			Swimming
10			Walk around the park for exercise.
10			Watching grandson play football
11	Under 25	No	Skateboarding, lying down and enjoying a book on the grass, hanging out with friends, and relaxing with my family
11	35-44	Yes	Flying kites, events, walking about, playing volleyball, BBQ
11	35-44	Yes	Play area or picnic area
11	35-44	Yes	The kids love the sand pit at malibu park and I enjoy that it provides shade. We like the new upgrade to novack park but VERY displeased with the wood chips. A piece went through my sons shoe and punctured him so bad that he bled a lot of blood :(now he is afraid to go play at that park, really wish the city would have covered the ground like they did at malibu park (the soft rubber foam padding.
11	35-44	No	Dog walking or taking my grand daughter to play
11	45-54	Yes	Walking, sitting, market night, Xmas lights, pictures, swimming
11	45-54		I have taken my children to play at the parks
11	75+	No	Golf or community events
11			Basketball, skatepark, playground equip
11			Dog walking/trails

Hesperia Recreation and Park District Master Plan Survey

Years in Area (0=<1)	Age	Kids	Activities at Parks
11			Movies in the park or for hesperia days and sometime I just like to walk around and fun with my family
11			Play basket ball and or tennis
11			playground
11			Playing football or hanging out with friends
11			Walking, taking in nature
12	Under 25	No	Walk, soccer, football, dog walking
12	Under 25	No	Walking, relaxing, picnics
12	25-34	Yes	baseball soccer playground. the Hesperia Civic Plaza Park needs more playground thing like slides swings jungle gym and bathrooms.
12	25-34	Yes	The kids play on the swings and slides. We also visit the pool at lime street
12	25-34	Yes	Throw and catch balls, baseball .
12	25-34	No	Playing soccer and baseball ND football
12	35-44	Yes	Fishing, baseball, BMX racing, soccer, skate park, Hesperia days, playing in the park,
12	35-44	Yes	My kids play on the equipment, the older ones ride bikes & skateboards. We have also gone for community events, or to play Pokemon Go
12	35-44	Yes	Playground, walking, kids bikes, Stroller.
12	35-44	Yes	Swim lessons, playground (kids), running/exercising, dog park, skate park, BMX, school activities, Boy Scouts, picnics
12	45-54	Yes	Swings, slides, natural waters, movies in the park
12	45-54	No	Softball fields, grass & picnic area, race tracks, snack bar, kids play area
12		Yes	AYSO soccer at maple park and Hesperia little league at lime street and Coleman parks
13	35-44	Yes	Baseball, Tennis, playground
13	35-44	Yes	Slides, soccer, swings.
13	35-44	Yes	Swim lessons
13	35-44	Yes	Swimming, movies at the park , play
13	45-54	Yes	Basketball
13	45-54	Yes	Swimming
13	45-54	No	Walking the dogs or walking alone. Once a while for a jog or work out session.
13	65-74	Yes	Softball games, picnic lunch, kids play area
13	65-74	No	Walking or walking my dog
13	75+	No	Walking
13			Baseball, basketball, volleyball, playground area.
13			Basketball, Baseball
13			I've been going fishing at Hesperia Lakes. I also take my daughter to the parks to play.
13			Swimming relaxing bbq
13			Walking and jogging

Hesperia Recreation and Park District Master Plan Survey

Years in Area (0=<1)	Age	Kids	Activities at Parks
13			We used to go to lime street but the park has really went down the. Play sets old and the wood chips suck don't know why they don't use mats
14	Under 25	Yes	Skateboarding, Scooter riding, Bicycle riding, Walking
14	Under 25	Yes	Swings, playground, picnics
14	Under 25	Yes	Walk dogs or just walk around and take kids.
14	25-34	Yes	Activities
14	35-44	Yes	Baseball fields and dog park
14	35-44	Yes	Baseball, soccer, playground, or football
14	35-44	Yes	Soccer. Build soccer parks. Here we have a winning semi pro team but no real fields to train or compete at. Kids have to train and play on long grass riddled with gopher holes. Then, there's nowhere to simply play a pick up game, since there's too many territorial individuals and organizations. Let the kids play. The talent and work ethic of the kids is strong, but the community support is seriously lacking.
14	35-44	Yes	Volleyball, basketball, baseball
14	35-44	Yes	Walks, fly drones, picnics, play / practice sports.
14	45-54	Yes	Basketball or running
14	45-54	Yes	Play grounds and fields
14	45-54	Yes	Tennis, picnics, bbq, parties
14	55-64	Yes	AYSO soccer game
14	55-64	No	Sit in shade of a tree, on grass, to relax and feel the wind!
14	65-74	Yes	Basketball Tiny Tots
14	65-74		Playground
14			Swimming and family fun.
14			Walking, binning
15	Under 25	Yes	Movies in the park, Hesperia days, concerts, camping, pet expo, trunk or treat, car show.
15	Under 25	Yes	Walking, running, letting kids use playground, and picnics
15	25-34	Yes	Swimming, playing on the playground, picnic, Pokemon hunting.
15	25-34	Yes	Walking
15	35-44	Yes	It depends on the park and who I'm with. My younger kids use the playground. As a family we use the grass (at various parks) to play games, the pull up bars at Novack, and the ball fields at many of the parks for whatever sport my kids are in at the time.
15	35-44	Yes	Pokemon Go, play ground, soccer, fishing
15	35-44	Yes	tennis
15	45-54	Yes	dog walking, picnic
15	45-54	Yes	Walking.
15	45-54	No	Fairs etc or just hanging out
15	45-54	No	Walking
15	75+	No	sit in park and enjoy wx. am 77 yrs old and wife is infirm.

Hesperia Recreation and Park District Master Plan Survey

Years in Area (0=<1)	Age	Kids	Activities at Parks
15			Basketball
15			My kids always played soccer and basketball.
15			Swimming, playing on the fields, events, using the playgrounds
16	Under 25	Yes	Swimming and playing in the grass area
16	Under 25	Yes	Swings, swimming, basketball, baseball, walking
16	Under 25	Yes	Tennis
16	Under 25	No	Volleyball, running, soccer
16	35-44	Yes	Playground
16	35-44	Yes	Soccer training for my child & soccer games.
16	45-54	Yes	Tennis courts, basketball courts, and picnic area
16			Open grass area for running
16			Playground with siblings and movie nights. Good place to go to if you want to relax.
16			Swimming(your pool is too small. Apple valley's is better), picnicking, watching baseball and soccer.
16			Typically it's use the playgrounds goi on walks
17	Under 25	Yes	Football, Walks, Picnics
17	Under 25	No	Relax with the family while the little ones play
17	35-44	Yes	Going for walks, bike rides, kite flying or just hanging out.
17	55-64	Yes	Feeding of the ducks at Hesperia Lake; fireworks during Hesperia Days.
17	55-64	Yes	Swim, tennis, birthday parties, children's playground, swim lessons
17	55-64	No	swim, walk
17	65-74	No	Used to take my grandkids to Civic Center- nice and clean and felt safe there
17	75+	No	Picnic and playground
17			Movie in park, radio station broadcasting, community events.
17			softball baseball soccer
18	Under 25	Yes	Patrolling , due to volunteer work with sheriffs
18	Under 25	Yes	Running on the grass, playing catch, playing on jungle gyms.
18	Under 25	No	Going for long walks around the park
18	Under 25	No	The movie in the park at civic plaza.
18	Under 25	No	Walking
18	25-34	Yes	Bike riding, walking the perimeter, playground, picnics,
18	25-34	Yes	Hesperia lake park and hesperia civic plaza park
18	35-44	Yes	Feeding the ducks, the playground, and the city hosted events.
18	35-44	Yes	Hesperia National Little League, Hesperia Trojans, park-rec basketball
18	35-44	Yes	Yes
18	35-44	Yes	Youth sports, or my kids play on the playgrounds.
18	45-54	Yes	Letting the kids play on the swings and slides, swim in pool
18	45-54	Yes	Picnic, playground
18	55-64	Yes	Fishing, swimming, skating
18	55-64	No	Hesperia Days

Hesperia Recreation and Park District Master Plan Survey

Years in Area (0=<1)	Age	Kids	Activities at Parks
18	55-64	No	My grandchildren play on the playground equipment.
18	55-64	No	Take family member to skate park
18	65-74	No	Walking my dog
18	75+	No	Play golf twice a week; take great grandchildren
18			My kids like to play on the playgrounds, and sometimes play ball
18			Usually playing playing soccer or just laying down under some shade.
18			volleyball
19	Under 25	No	Sitting and taking it all in.
19	25-34	Yes	Dog walking, playing catch with my dog, kite flying, baseball, being with friends
19	35-44	Yes	My boys play in the park. Football or walk/run around. Family hang out time.
19	35-44	Yes	Playground
19	35-44	Yes	Playground areas
19	35-44	Yes	Soccer, hanging out
19	45-54	Yes	My kids are now grow therefore we do not use park facilities but I would like to be able to use them for grandkids. A water splash pad/park is very needed.
19	55-64	No	Birthday parties
19			bbq swimming playarea trail for walking concrete
19			My grandchildren like to play on the swings, slides etc... so we tend to visit parks that have play equipment, and we try to go when there are not too many people around. We used to love going to Hesperia Lakes, but there has gotten to be too many bullies on the play ground and parents that don't care.
19			Pokemon go, playing on the playground, walking the path, movies in the park, several other events
19			walking
20	Under 25	No	Movies in the park, exercise
20	25-34	No	I play golf at the golf and country club
20	25-34	No	Usually a casual stroll or sitting at a bench enjoying being outside usually while kids play.
20	35-44	Yes	Volleyball
20	45-54	Yes	Swimming, classes
20	45-54	Yes	Walk
20	55-64	No	Dog walking. Camping. Hanging out.
20	65-74	No	Generally just like to go to shady spot and read. Take my grandchildren when they visit to Lime St Pool
20	65-74	No	Walk the Hesperia Lake everyday. The place is full of ot holes and dead trees in memorial area. People let their dogs run wild. And fishers blast their music, curse at woman who picks up paper and drink beer. lots of drinking at this park. All the area needs to have pot holes fill in and general clean up of the park. Also need police patrol.

Hesperia Recreation and Park District Master Plan Survey

Years in Area (0=<1)	Age	Kids	Activities at Parks
20	75+	No	Golf, walking
20	75+	No	Information brochures
20			- Basketball - Community Pool - Football - Rollerblading
20			92345 playground and walk see the park movies.
20			Bringing a disc golf basket and playing disc golf. It would be amazing and bring a lot of folks to the parks.
20			Coaching little League, playing adult softball, umpiring, watching my children play at facilities,
20			Pickleball, relaxation, family reunions, Quinceaneria, walking, picnicing, barbecuing, tennis, soccer.
20			Playing with my cousin.
20			We would go swimming or climb up the mountains it's so sad to see it all go so fast
21	45-54	Yes	Volleyball, swimming, picnicking, baseball , birthday parties
21			I'll walk around the park when I go to civic plaza 12. Most of my recreational activities revolve around off-roading.
21			walking Hesperia lakes w/dogs, Pickle ball lime st. park pickle ball power play
22	25-34	Yes	Kids play in the playground
22	25-34	Yes	Playground, walking, Pokémon events, town marathons, poke walking, food trucks,
22	35-44	Yes	Soccer and Easter Egg Hunt and Pool at Lime Street.
22	35-44	No	We normally just walk around. Take pictures. At Hesperia Lake We even play on the slide (we have no children!).
22	55-64	No	Walking
22			golfing n bar facility, fishing at Hesperia lakes
22			I teach a class for park and rec.
22			Ranges of things from the playgrounds to my children playing in a basketball league.
22			Skatepark at lime, bmx park at live oak, fishing at Hesperia lake,
23	Under 25	No	Going for walks or enjoying nature. Family picnics
23	45-54	Yes	Tennis court usage; fishing; Farmers Market night
23	45-54	Yes	Walking
23	55-64	No	Baseball, softball, soccer, basketball, meetings and play grounds
23	55-64	No	Playground for kids; more benches in parks
23	65-74	No	Walking, feeding animals
23	75+	No	Walking
23			Baseball and softball
23			Swim classes Mommy and Me classes AYSO soccer
23			swimming lessons, playgrounds, soccer , volleyball
24	25-34	Yes	Playing on the play ground walking along sidewalks or basketball courts

Hesperia Recreation and Park District Master Plan Survey

Years in Area (0=<1)	Age	Kids	Activities at Parks
24	25-34	Yes	Walk around Hesperia lakes, playing tennis at lime street, taking my child to play at Hesperia lakes, went to a baby shower at rick novack center, and participate in events at civic plaza park.
24	45-54	Yes	I love to walk and run Hesperia civic plaza park. It's well lit and operates 24 hours.It's safe and there's always normal people there. I have always felt the same at lime street park but civic park is more open spaces and comfortable.
24	65-74	No	Camping, fishing
24	65-74	No	watching a baseball game
25	25-34	Yes	Baseball, playground, picnic
25	25-34	Yes	Generally picnics, swim lessons, birthday parties, sports days other events etc
25	25-34	No	Dog park
25	25-34	No	Sport practices, photography of local community events, charity events, chillin
25	35-44	Yes	basketball, soccer, walking, bike riding, baseball
25	35-44	Yes	Grass playground baseball field
25	35-44	Yes	Swimming, basketball ball, skating, baseball
25	45-54	No	Soccer games behind Hesperia lake
25	55-64	No	Picnic, walking
25	65-74	No	Pickelball, bmx park to watch grandson. I would like to see more facilities for indoor and outdoor pickleball. Especially permanent courts. This is a very good senior activity. Hesperia lake needs some cleaning. Our parks are not walking friendly.
25			Lime street Play ground Pool - needs better shades while waiting for children
25			Park, small childrens play
25			Slow pitch softball
26	25-34		Walking, running, picnics
26	45-54	Yes	Spending time with friends and family, walking, community events, sport activities
26	55-64	Yes	Friday morning Hesperia Chamber Coffee at Percy Bakker Center
26	55-64	No	Hiking
26	55-64	No	Walks, Fishing
26			Tennis, baseball, golf
27	25-34	Yes	Datura. Mens softball
27	25-34	No	Hesperia Days, Dog days of summer, concert in the park, walking my dog, exercising, meeting with friends.
27	25-34	No	Walking dog
27	35-44	Yes	Picnic, play, ride scooters
27	35-44	Yes	Sports Playground
27	35-44	Yes	Sports and play equipment
27			Playgrounds for the kids. Picnic area.

Hesperia Recreation and Park District Master Plan Survey

Years in Area (0=<1)	Age	Kids	Activities at Parks
27			Relay for life Halloween at civic park Christmas Santa at civic park
27			Tennis, basketball, softball, horseshoes, picnicking
28	25-34	No	I go running, take walks, play tennis, and take my dogs for walks/runs.
28	35-44	Yes	We just walk around the park.
28	55-64	Yes	I ENROLL MY GRAND CHILDREN IN SPORTS ACTIVITIES. BASKETBALL AND SOCCER. WE LOVE GOING TO MOVIES IN THE PARK. ANYTIME THEY HAVE ANY EVENTS GOING ON WE WILL GO AND SPEND THE DAY OR EVENING. I LIKE THE FACT THAT THERE IS A LIBRARY RIGHT NEXT TO THE PARK.
28	55-64	No	Movies in the park
28			Family time
28			soccer
28			Soccer, baseball, football & swimming. Sometime we just like to go and play and have a picnic.
29	25-34	Yes	Playing on the playground, feeding ducks and playing catch
29	25-34	No	Softball
29	35-44	No	I used to take classes there (eg Zumba, dance, adaptive yoga, etc.) but they stopped. We also used to take pictures there, until they let the grass die around the Novak Center.
29	45-54	Yes	Playground, Training, soccer fields
29	55-64	No	Walking dog
29			Its for grandchildren, they like the play equipment at Malibu best
30	25-34	Yes	Baseball, softball and playground
30	25-34	No	Fishing.
30	35-44	Yes	Baseball
30	35-44	Yes	Baseball, basketball, football
30	35-44	Yes	Basketball, swim lessons, and playing at the park.
30	35-44	Yes	Playground, events at Civic Plaza, riding bikes, walking
30	35-44	Yes	Volleyball and baseball
30	45-54	Yes	Picnic, softball, playground
30	45-54	Yes	Sports and playground
30	45-54	No	Bike riding, dog walking, car shows and events. It would be nice if this survey had the addresses of the parks because I might have been there and not know the right name and if I haven't I want to go check them out. I walk my dog at Hesperia High School because there is no parks around that I know of.
30	45-54	No	Walk the dogs, grandkids play on the playground
30	55-64	Yes	BBQ, school picnics, family get togethers
30	55-64	Yes	Soccer, some swimming and watching movie at the park
30	55-64	No	Camping, Fishing, picnics
30	55-64	No	Pickleball, volleyball, karate(granddaughter), swimming lessons, dog park, playgrounds, walking around Hesperia Lake, fishing, golfing.
30	55-64		Walking around. Swings
30	65-74	Yes	Attend grandson's baseall games (Lime North and Timberlane)

Hesperia Recreation and Park District Master Plan Survey

Years in Area (0=<1)	Age	Kids	Activities at Parks
30	65-74	Yes	Grandkids enjoyed Hesperia Lake
30	65-74	No	Picnic
30			Basketball/volleyball games. Kodsused ti play baseball at many parks. DUghyer sang at civic center many Christmas'
30			Bbq...family events...picnic for special needs adults
30			Dance classes, soccer and exercise.
30			Fishing
30			None
31	25-34	Yes	Covered playgrounds for the kids.
31	25-34	Yes	Walking or playing catch, soccer, watching a game! Also so my children could play on the playground. Or just enjoy being outside spending family relax time together!
31	25-34	Yes	Walking, scooter, bike ride, playground and pool.
31	55-64	No	Not over the last 12 months but played softball at the park off willow and topaz
31	55-64	No	Relax, rest, bicycle ride, fly kites
31	55-64	No	soccer, golf and social activity
31	55-64	No	Swimming Lessons during the summer, and sometimes the playground there.
31			Walking around, fishing, camping at hesperia lake. Attending church at lime street park. Visiting lime street park and using pool in the summer
32	25-34	Yes	Field usage for sports, dog walking
32	25-34	Yes	Play ground for the kids and picnic area for lunch.
32	35-44	Yes	My kids go on the playgrounds
32	55-64	No	Feed the ducks, have a group event, use swim lessons, volleyball
32	55-64	No	Lime Street playground area, Hesperia Lake Equestrian Center
32	55-64		Playground, swimming lessons
32	65-74	No	Walking, horseback riding, playground use, picnic
32			concerts
32			Walk the dogs
33	25-34	No	Swimming, picnicking and playing on the playground
33	45-54	Yes	Picnic area, playground
33	55-64	Yes	Playing with the grandkids and events
33	55-64	No	Parties, bbq
33			Sports Swimming Picnics
34	35-44	Yes	Softball and kids playing
34	55-64	No	Watching Little League baseball
34	65-74	No	Lakes we walk and picnic. We usually will play games at other parks or walk.
34			Festivals,and gatherings of the community.
35	35-44	Yes	Baseball Basketball Picnic
35	35-44	Yes	Frisbee golf, soccer, and the playground.

Hesperia Recreation and Park District Master Plan Survey

Years in Area (0=<1)	Age	Kids	Activities at Parks
35	35-44	Yes	Na
35	35-44	Yes	Soccer games, baseball games
35	35-44	Yes	sports/swim and playgrounds
35	35-44	Yes	USE OF PLAYGROUND AND SOCCER FIELDS
35	45-54	Yes	Walking
35	55-64	No	Children playgrounds. Walking/bike paths
35	55-64	No	Dog Park, Playground, and Skate Park at Lime Street Park. Hesperia Days at the Lake. Movies in Park and Hot August Nights Concerts at Civic Plaza Park in the summer
35	65-74	No	Usually for baseball/softball youth games or the concerts at civic plaza
35			Dog park, playground, and skate park at Lime Street Park for my grandson.
36	35-44	Yes	Utilize the playground area for our little daughter
36	45-54	Yes	Baseball, soccer, feeding the ducks, playground, fishing, dog parks, pool, picnicking
36	55-64	Yes	Play grounds and fields
36	55-64	No	Eat, concerts, swim, swim lessons, movie, playground, ducks, walk
37	35-44	Yes	Skateboarding at Lime Street. Taking my kids to play at Hesperia Lakes and they tried an activity at Rick Novack center.
37	35-44	Yes	Sports, classes, camping, playing with kids, picnicing.
37	45-54	Yes	Walking or events.
37	55-64	No	Relaxing, walking the grounds, taking young ones to the playground area
37	65-74	No	Avoiding groups of noise- ie Cinco de Mayo and Hesperia Days. Also, seems to be heavy drinking and drug use at times. No security is evident!!!
37	65-74		skating, and swim lessons
38	45-54	Yes	Baseball, swimming, football, basketball
38	45-54	Yes	I met with a few neighbors tonight in regards to the lack of clean up going on at Hesperia lakes. The water use to be filtered better and cleaner. People use to actually catch fish they wanted to eat. Now we have trash everywhere in the streams along side the fences and thru out the park. Whomever is running the employees and maintaining the shifts needs to be replaced. It's very sad that the rate your charges people with the view they have.
38			Baseball and playground
39	45-54	Yes	Playground for grandchildren, walking
40	35-44	Yes	Outreach for the church, picnics, kick the soccer ball.
40	45-54	Yes	Baseball.
40	45-54	No	Walks
40	65-74	No	Picnic
40	75+	No	Concerts in the park
40			It used to be baseball games now just to take the grandkids
41	55-64		The baseball park was the same 20 year ago. You guys don't do nothing but charge high prices. Pour some rock or cement and keep dust down. We vote for you and you do nothing.

Hesperia Recreation and Park District Master Plan Survey

Years in Area (0=<1)	Age	Kids	Activities at Parks
42	45-54	No	Playgrounds with grandchildren, Take me lunch breaks occasionally. When my two older granddaughters were little took them to Rick Novack Center for dance lessons
42			Baseball concerts
43	35-44	Yes	Music, movies, golf
44	55-64	No	Playground for g daughter and walking
45	45-54	Yes	Baseball and softball.
45	65-74	No	Walking, sports, fishing, walking dogs, relaxing, camping
46	55-64	Yes	Picnic playground
46		No	Socializing
46			Baseball, take Grandchildren to play, family outing to feed ducks.
46			jogging, picnicking,
47			Walking my dogs
51	45-54	Yes	Walking, relaxing, family play, swim, tennis, basketball, dog park, skateplaza
56	75+	No	Picnics
60	75+	No	Walking, picnics; when had grandson, used parks more, he played basketball for 4 years
64			Walk, feed ducks, play with grand-kids in creek or play on soccer field grass or on play equipment... swings, slides, etc. We enjoyed pickle-ball until we stopped because of health issues.
	Under 25	Yes	Fishing soccer bbq with family birthday parties walks running etc
	Under 25	Yes	Picnics and playing with the kids.
	Under 25	Yes	The park area for kids ,slide ,swings etc
	Under 25	Yes	Walk, play with kids on play ground if there was one,
	Under 25	No	I usually love playing soccer with my family, on beautiful grass.i love walking around but also I would like it for, Hesperia civic plaza park to have a better and safer playground for the kids. I would definitely visit more often, if there was a better playground. Thank you.
	Under 25	No	Sports
	Under 25	No	Swimming Playgrounds Soccer/baseball
	25-34	Yes	My son plays basketball at the epicenter 2x a week, and on his off time I take him and y daughter to play on the playgrounds near home. Lime street pool is always a plus on a hot day!
	25-34	Yes	Outdoor seating areas, basketball courts, and open grassy fields for football/baseball.
	25-34	Yes	Soccer, preschool, swimming, picnics, fishing
	25-34	No	I like to roller skate- but there aren't areas in the parks that are flat to do that and the power play hours are pretty limited, which is a bummer.
	25-34	No	Roller skating.
	25-34	No	Usually, play tennis.
	35-44	Yes	Baseball
	35-44	Yes	My kids play on slides and swings, and like the ducks at the lake.

Hesperia Recreation and Park District Master Plan Survey

Years in Area (0=<1)	Age	Kids	Activities at Parks
	35-44	Yes	Play soccer , and playgrounds
	35-44	Yes	Running, looking at ducks, playgrounds, movies in the park, picnics, Personal events we creat at park and get together with friends like kids run, rock painting, reading, club meetings and more (we need a big playground on empty field next to the library in Hesperia civic plaza, or some water sprinkles for summer time.
	35-44	Yes	Sitting around relaxing
	35-44	Yes	Walking & taking the kids to the playground
	35-44	No	Tennis
	45-54	Yes	Guitar movies in the park walking
	45-54	Yes	Pickle ball and we attend movies in the park. We also use the parks for exercise.
	45-54	Yes	Playgrounds and activities/events held there.
	55-64	Yes	I have enjoyed playing Pickleball. Power play is great. I think we could attract more citizens if we were to have permanent Pickleball courts outside.
	55-64	Yes	Walk, go to the movies
	55-64	Yes	Walking or special events.
	55-64	Yes	Watch baseball and soccer games. Watch equestrian events.
	55-64	No	Concerts in the park
	55-64	No	need a water park badly...we should e allowed to have some water facilities in this hot desert...so sad can no longer go to deep creek for picnics play in creeks ...so disappointing
	55-64	No	Pickleball
	55-64	No	Play ground for the grandchildren
	55-64	No	Walk in the golf course area
	55-64	No	Walking my dog
	55-64		The library is wonderful
	65-74	No	Golf
	65-74	No	Picnic
			Almost daily walk at civic center park to walk my dog. Very nice community park
			Ball at the Hesperia lake witch is one of the closest ones. And kids have fun playing in the water
			Baseball
			Baseball through little league
			Family picnics
			Fishing, feeding the ducks and attend events there.
			Hesperia days
			Horses, fishing and the activity when they are there
			I Walk Hesperia Lake Almost daily. I've watched improvements but feel it needs more. Trash being left laying on ground. Lake Green very Unappealing. Too many fishing @ one time. I've ran into fishing lines trash & pick it up

Hesperia Recreation and Park District Master Plan Survey

Years in Area (0=<1)	Age	Kids	Activities at Parks
			cause I enjoy the place. PPL BBQ in back end of Lake & @ times on soccer field. Signs need posting as to regulation per littering & picnicing area.
			Jogging
			Kids ride bikes and jump rope.
			Play soccer. Not much activities.. Hesperia need more rental swimming pool and water park or amusement park..
			Playground, fishing at the lake, walks
			Soccer
			Swimming and playing football with friends
			Swimming lessons
			The main activity involving the parks were sports or hanging out with friends.
			The problem with parks here is there's not much to do. We need more sidewalks, covered eating areas, benches, and playground equipment. We especially need them for those with disabilities to have inclusion. We also need parks where there's a track to run around and/or a place to work out and exercise. Children and adults need to be out more often and it needs to happen near their communities. Please beautify this city and communities. No more liquor stores, tattoo, gold /pawn shops! Bring in more restaurants like Chick-fil-A, Islands, Claim Jumper, etc. we need more competitive places to shop too such as Trader Joe's, etc. we need to keep our citizens investing by shopping up here instead of down the hill. How about a mall? All we have is Victor Valley Mall. Hesperia has so much open land right by Main St off ramp both east and west. Why do we keep putting restaurants in Victorville's restaurant row? We could've easily placed Cracker Barrel (a larger one) here instead of there. Lastly, please decide what you'll be doing with all the abandoned/half completed homes. Not only is it an eyesore for the communities, it becomes shelter for vagrants and a pot of copper- gold for thieves. Thank you for your consideration.
			Use the baseball, softball fields, playgrounds.
			Walk, skateboarded, swim have a picnic
			Walking my dogs or playgrounds
			Walking our dogs.
			Walking, pic nic, movies in the park. I miss the Farmers Market in Civic Park

Do you have any comments/suggestions for how the parks or facilities mentioned in the previous question can be improved to better meet the needs of your household and/or the community?

Years in Area (0=<1)	Age	Kids	Comments/Suggestions for Improving Parks and Facilities
0	Under 25	No	More parks need to be in walking distance from homes. More parks need to have grass. When visiting parks more trails and pathways. More lighting at night.
0	25-34	No	Better care of the golf course would attract more customers. Better food services at the golf course would help. Also, a disc golf course at the Hesperia lake would bring a large amount of players to the lake.
0	25-34	No	Keep restrooms clean. I know they are public places, but we aren't as close to home to use the restroom at home when we're having a good time and have to drive somewhere to use the bathroom because the ones at the park are so nasty.
0	45-54	Yes	My family and I have always enjoyed visiting community parks and facilities, but we honestly did not know about so many of these places until this survey came along.
0	45-54	Yes	the pool seems to closed lot to the public
0	55-64	No	Yes, the staff for course maintenance for the golf course is understaffed. They cannot keep up with routine grounds care. Some aspect of basic course maintenance is always neglected. For the past 6 months, it has been maintaining the bunkers, which should be turned daily but are not even done monthly at Hesperia Golf Course. Once a week would be a major improvement, but there is insufficient man power even to accomplish that.
0	65-74	No	Clear out trails of barbed wire and hazards
0	75+	No	Transfer a few more resources to the Golf Course. It is a wonderful layout that needs to be better groomed and maintained. It gets a lot of play - you could probably justify increasing the green fees somewhat to cover the extra maintenance. It has great, unrealized potential.
0			Cleaner
0			I think they teach many classes at the same time its hard to learn too many people in the swimming pool
1	25-34	Yes	A splash pad park would be nice up here for the kids since its so hot....something fun for summertime.
2	25-34	Yes	I would highly suggest that the ball fields be mowed and taken care of, all the holes and I leveled ground be taken care of it's a huge safety issue and if my child gets hurt because of playing field conditions there will for sure be courts filed and issues based off of simple laziness not taking care of the fields!
2	25-34	Yes	It would be great if there were more times slots open for 'free swim' at the pools of Lime Street Park. I have gone with my children and the pools were at capacity. I know that there is swim classes which my children have participated in, but now that they have taken the courses & want to enjoy

Hesperia Recreation and Park District Master Plan Survey

Years in Area (0=<1)	Age	Kids	Comments/Suggestions for Improving Parks and Facilities
			free swim. There should be more police patrols around the local parks for safety.
2	25-34	Yes	My child in specific she likes the water parks like there's one in Riverside some times i would drive all the way to Riverside because she really really really loves that water park we pay you know an admission fee which is I think \$5 for adult or \$6 for adults and for Kids is \$3 I mean I don't mind paying to go into the park as long as you know she gets to have fun and it's like a little water park you know it's not a big one it's not a big playground or anything like that it's just a little water park and she loves going there and I'm pretty sure that if you guys would do something like that here it will work out you know even if you have to pay a small fee it doesn't matter as long as you know the kids gets to have fun also cuz it gets really really hot out here cuz it's the desert so I'm pretty sure that will help and benefit all of us. Thank you!!
2	25-34	Yes	We definitely need another pool, I tried to sign my kids for swimming lessons and was told it's completely full try again next year! I love Hesperia lake Park BUT I hate the fact that they only have porta potty, my kids don't like to use those, and most of the time we just go home so they don't have to go in there. I would also love for a park that big to have a second playground, it gets pretty full there in the summer. I've also seen in other cities some of there parks have a water area like splash fountains where kids can get wet in the hot days, for example Fairmount park in Riverside, I think that would be GREAT what kid doesn't live getting wet.
2	35-44	Yes	I haven't been in all the parks, but I do think it needs more marketing, maybe they have food programs, but we don't about them, and also don't close them they are needed for all the people that lives here.
2	35-44	Yes	I want to say thank you our nearest park Mailbu is most of the time clean.
2	35-44	Yes	Malibu Park, had a lot of kids/teens getting in to trouble, a stronger security force would help parents with young kids feel safer. I LOVE Hesperia lakes park, the only problem is there are no bathrooms, I refuse to use disgusting ports-potty's. The swim program at Lime Street is awesome, but the playground and surrounding tables looks old and outdated. If they could renovate them it would be so much nicer.
2	45-54	Yes	-more policing in terms of deputies driving by or even stopping by and interacting with the public
2	45-54		Bigger dog park, or 2nd one closer to freeway
2	55-64	Yes	Need more local playgrounds for small children without having to drive to Hesperia Lake. should build more things to do at Hesperia civic area
2			Need more programs to be offered on the weekends and need more then one public pool
2			To let the community know where are the trails. Also promote a campaign to plant trees and more grass in certain areas in the lake park.
3	25-34	Yes	Cleaner restrooms/bathrooms in all facilities and parks.

Hesperia Recreation and Park District Master Plan Survey

Years in Area (0=<1)	Age	Kids	Comments/Suggestions for Improving Parks and Facilities
3	25-34	Yes	I feel there is a severe lack of advertising for events held at the parks and centers around the city. I often get the seasonal flyer for events after the first few have passed. I follow on Facebook but that doesn't have all of the events.
3	25-34	Yes	Maybe upgraded playground equipment for little kids
3	25-34	Yes	My only concerned is hesperia lake, there's allot of people drinking alcoholic beverages.
3	25-34	Yes	Renovations for rental facilities like Percy paker and golf course especially the bathrooms. Send out more flyers or advertise future events
3	35-44	Yes	We are in one of the hottest areas of California and so many times we are unable to use the public parks due to heat. We desperately need shaded playgrounds, benches for parents and most of all, water play areas for small kids. Riverside county has this at many of their parks and I don't see why they are not instituted here.
3	35-44	Yes	We desperately need a park on the Mesa. With trees for shade. The lime street pool is so sad. The shade for the pool alone is ridiculously small. We need a premier aquatic center. Check out the city of Reddings aquatic center. It would provide teenagers jobs and keep people in the community. More desert walking trails would be amazing also.
3	35-44	Yes	We would like more safe trails for our family to use, we used to live in fontana and enjoy using the walking/biking trails a lot, we would love to see something aimilar here
3	45-54	Yes	Open the Lime St. pool more days per year.
3	45-54	Yes	We need better wheelchair accessibility at Hesperia Lake Park, especially around the perimeter of the lake. It would be great if Lime St park pool could be larger, or at least given a makeover. We use the Apple Valley pool now, it's a saltwater pool with lots of family activities.
3	65-74	No	Some of the parks do not have even grassy ground, therefore one stumbles when walking on them. There should be better monitoring of people walking their unleashed dogs!!, kids soccer management teams... better selection of people managing is necessary.
3			I think all of these outlets, parks, trails, pools. Etc. Helps to keep our children active and gets families out of the house to spend quality time and make memories. Hesperia Recreation & Park offers so many programs and without it, it would push us to neighboring cities, which we dont prefer. We utilize the ASAP program every year, and every season, we do sports with the kids through Parks and Rec.
3			More large grass areas that aren't specifically for sports
3			None
3			The rental facilities and golf course need to be renovated especially the restrooms
4	Under 25	Yes	No
4	Under 25	Yes	Possible security at night

Hesperia Recreation and Park District Master Plan Survey

Years in Area (0=<1)	Age	Kids	Comments/Suggestions for Improving Parks and Facilities
4	25-34	Yes	Open bathrooms, cleaner bathrooms of the ones that are not locked. Update on the facilities.
4	25-34	No	I believe the parks should work together with local businesses in hosting community events that people can look forward to. There are many young people turning to drugs simply because of boredom and nothing else to do. I believe we can work together and make a difference in the city of Hesperia.
4	25-34	No	No
4	35-44	Yes	Increased safety or places to safely store skateboards while at the Rick Novak center. My child's skateboard was stolen there a year ago and others from the community have warned me that items get stolen often.
4	35-44	Yes	No
4	65-74	No	none
4			We need more parks things for familys
4			Yes more senior activities like dance zumba. And knitting or crochet classes at community centers
5	Under 25	Yes	I would love it if our parks had a splash pad area for the kids to play in Especially at the hesperia civic plaza park because they have nothing suitable to children under the age of three to play on or with
5	25-34	Yes	I would like to see a new community park and playground closer to the new development on Hesperia Main St. Currently, it takes my family 30 min to drive to the nearest park, which is Lime Street and the surrounding neighborhood to that park is unkept. I would also like to see a playground for younger children (ages 3-7) at Civic Plaza Park.
5	25-34	Yes	Lime Street park pool was very dated and disappointing. Also, the teachers were not mature enough to be teaching. She never even got in the water with the kids and didn't pass even one child from the level. Maybe if she helped them more they would have passed? After attending swim lessons one year there, we decided to drive to Apple Valley for better facilities and teachers. On importance category, Please note, we may not have very much experience with these, but rated according to expected future interests as my children grow and our family evolves. Just because baseball fields are not important to me and my toddlers now, does not mean they won't be in a few years, so please take this as an example of how to read ratings. Thank you.
5	35-44	Yes	Disc golf course, stock Hesperia lake and keep undesirables out of lake grounds.
5	35-44	Yes	I suggest it should be advertised it and needs more improvement and security to the facilities , and More Clean Rest Rooms . Mostly Rest rooms in the Parks are so Dirty and Stinky
5	35-44	Yes	More parks would be ideal. Would love to see more walking trails throughout the city.
5	45-54	Yes	Please add access and equipment for our pediatric disabled community.

Hesperia Recreation and Park District Master Plan Survey

Years in Area (0=<1)	Age	Kids	Comments/Suggestions for Improving Parks and Facilities
5	55-64	No	The epicenter and lime street is very outdated and run down... no place to sit for grandparents and most of the parks feel unsafe, poor lighting after dark.....
5	65-74	Yes	Make some facilities available for developmentally disabled. You have no swimming instruction for autistic children. None of the day camps accommodate the developmentally disabled or those on the spectrum.
5	65-74	No	I'm a senior citizen I have no idea where anything for seniors are at or even if you have anything for seniors all, the parks are fine they're just too far away to drive to specially when it's hot, i'm by myself I have no one up heron the desert I would like to know more about senior citizen stuff
5			Need better care of the greens on the golf course. Get food and advertise the country club.
5			Never stop improving for the city. The parks and recreation centers are decent and overall good for the community, however, they can still can be improved upon. I would suggest updating some parks that need it. Also, it would be nice to have an exercise area in some of the parks. Trails can be improved upon.
5			Please install equipment for special needs community on the playgrounds at parks. As a pediatric physical therapist in this community, I know that we are lacking in this area and we do have a large special needs community.
5			Pool could be bigger, less chemicals, lap swimming; Indoor pool would be great; No rodeo grounds anymore - local rodeos would be great; No real trails or pathways besides by the powerlines which are scary and unhealthy. Nature walks would be nice; More up to date bathrooms in the community centers and outdoor bathrooms at Civic Plaza Park instead of port o potties would be nice;
6	Under 25	Yes	Fields could be a lot nicer and the skate park could be a tad bit larger. There are not enough basketball courts in the community.
6	25-34	Yes	Would have a better experience if cleaner, better access to bathrooms that are clean. Better maintained baseball fields and tennis courts
6	35-44	Yes	we need moore play grounds for our kids in the parks specility on civic plaza we have nothing our kids needs to be busy
7	Under 25	No	They can make the bathrooms cleaner and smell nicer and just keep everything cleaner
7	25-34	Yes	Hesperia lake Park needs to be adjusted to fit the community, the water in the lake needs to be cleaned somehow, and it would be nice to have a larger playground selection and cleaner built in running toilet restrooms with wash stations for everyones hands*.
7	25-34	Yes	I wish there where more parks for my kids close by we are close to maple but it is only a soccer field it would be nice if they would also add a playground.
7	35-44	Yes	Get a roller hockey rink and have youth roller hockey I spend my time going to Fontana with 5 other families that live in Hesperia that wants it
7	45-54	Yes	The swimming pool at Lime is the only pool in this whole community 😊 Hey man build a pool at another park too!

Hesperia Recreation and Park District Master Plan Survey

Years in Area (0=<1)	Age	Kids	Comments/Suggestions for Improving Parks and Facilities
7	55-64	Yes	Monthly memberships to these facilities OR daily use fees. Some of the fees are too high and I can't use them as frequently as I would like too. It would be nice to have \$40 a month membership fee that would give me access to places like the gym and power play or maybe a higher membership that allows Golf Course privileges as well. I believe you could have a steady flow of income that would be more reliable. I also think I'll membership should be open to the Tri-City area residents like Victorville and Apple Valley, because my friends would not be able to afford to join me otherwise.
7			No i dont
7			PowerPlay needs more fun lighting, maybe some tv screens to show music vids, friends cam to show on screen, able to requests messages on screens.
8	Under 25	No	the skate park on line needs to be way bigger!! it gets way overpacked
8	25-34	Yes	Hesperia could use more parks on the oak hills and rancho side of hesperia near rancho middle school . That would benefit my families needs
8	25-34	Yes	Need more pools for the heat
8	35-44	Yes	Some of the activities my son would like to participate in like basketball are to far away from where we live for him to participate. Incorporating rick Novak center with more younger aged activities would be morw convenient.
8	35-44	Yes	The community needs more teen and children with special needs friendly areas
8	55-64	No	Hire a certified golf course turf manager. Hire more golf course maintenance workers. Make a deal with the hotels to offer stay and play packages for all recreational facilities.
8			I can't honestly answer that being a senior citizen when I was a lot younger I would use parks a lot especially the swimming pool. I also rode horses a lot.
8			Maybe more parking sites
9	Under 25	No	It would be nice to have marked parking at the lime street park in the skate board section.
9	35-44	No	Equipment upgrades, Lighting, pavement improvements
9	45-54	Yes	Soccer fields and football fields have pot holes in drive ways, holes in fields, water logged fields, scoreboards need to be repaired, drinking fountains not available, and restroom maintenance more often. Basketball courts and buildings needs to be repaired in a more timely manner. Kids are slipping in mud and tripping over these holes in the field during games. Parents complaints seem not to be listened too. Also Refs/Scoreboard Refs need to be more focused on games then talking to other Refs. A scoreboard young lady kept talking to another scoreboard guy and she was put score and wrong side and missing calls. Coaches are chatting to other Coaches. Our Coaches are always late and busy talking amongst other Coaches. We started our practice 30 minutes late. That's a lot of time wasted when are kids are excited to learn or enhance their skills.
9			More needs to be provided for equestrian activities, hiking, picnicking. The skating center needs to be more available, i.e. open more hours. More activities for senior citizens throughout Hesperia as it is difficult for them to

Hesperia Recreation and Park District Master Plan Survey

Years in Area (0=<1)	Age	Kids	Comments/Suggestions for Improving Parks and Facilities
			travel far. Have a center that prepares and serves meals for a nominal cost on the weekends with volunteers as chefs. Have crafting fairs, rodeos, western dressage, provide a place for rc use. Develop a committee to plan activities such as those mentioned. Develop the CERT program and a community watch program to reduce crime and encourage community involvement for improvement and pride.
9			we need trails and path ways for safe walking and exercising. we also need a larger more upscale skatepark
10	35-44	Yes	Indoor soccer
10	35-44	Yes	Need more walking trails and bike paths where it's safe to walk and ride and engage in those types of activities
10	35-44	Yes	The Hesperia lakes soccer field grass needs serious help, it's uneven and has way too many holes. It needs to be fixed ASAP!
10	45-54	Yes	Bring back baseball as part of parks and recreation, and make higher divisions competitive. Make flag football higher divisions competitive. Send rec attendants to umpiring clinics so they can umpire competitive games, if made that way.
10	45-54	Yes	Expand the skate park or build another. The city library needs more and newer bo. We need more schools.
10	45-54	No	Just cleaner restrooms sorry and more security around so that we can feel more safe when we are around enjoying your facilities that you are providing for the community!! Thank you 😊👍
10	45-54	No	Lower fees
10	45-54	No	More Disability Events
10	45-54	No	My suggestion is more shade and seating in the parks
10	55-64	No	More trails for walking. Also to have water aerobic
10			How about exercise stations? That would be good!
10			Most of the classes are sports are over 40 minutes away from my home with traffic. I would prefer more options at rick Novak community center, as well as another community pool. My family would fully engage in these programs if they were closer.
11	Under 25	No	Better playgrounds and larger, safer spaces to ride on bicycles, scooters, rollerblades or skateboards.
11	35-44	Yes	More playgrounds, more BBQ, classes for kids to learn to skate. Accessible trail maps. Tennis court or basketball courts in other parks. Hand ball court would be good too.
11	35-44	Yes	Would really suggest upgrading the gym at novack center, it is extremely hot during the summer times and even in the winter opposite very cold, need to get a new a/c or cooling system in the gym, especially on the opposite side of the main entrance, it is double hot on that side because 99% of the time they have the curtain pulled to separate the courts.
11	45-54	Yes	They need to get more kids in there instead of hanging out with bored minds that are open to whatever comes their way. If kids have something

Hesperia Recreation and Park District Master Plan Survey

Years in Area (0=<1)	Age	Kids	Comments/Suggestions for Improving Parks and Facilities
			constructive to do they will not find themselves getting into trouble and vandalizing neighborhoods or using drugs. But they need to know that these facilities are available for them to hang out at and learn something new & enjoy themselves... and the only way to let them know that is through the mail or the school's letting them know.
11			No
11			renovated
11			They need to start focusing on the community and listen. Every complaint just goes in one ear and out the other.
11			Trails built within the parks
12	25-34	Yes	Hesperia Civic Plaza Park need a playground swings slides stuff to keep kids entertained and bathrooms
12	35-44	Yes	A place to go swimming or cool down like a splash pad at Hesperia lakes park would be great! Updating the skate park and expanding it....even making it large enough for scooters would be great for kids.
12	35-44	Yes	More pathways and trails. We need more places to walk. Larger parks. More grass areas for play. More activities in parks and recreation to enroll in.
12	45-54	Yes	One thing I would like to see is a water park for the children. Either free or for a reasonable fee entrance. It doesn't have to be a pool, rather it could be fountains the children could play under. There should be one of these water parks at the civic center I think.
12	45-54	No	Fix the messed up holes on the softball fields
12		Yes	Maybe restrooms other than portal potties at maple park
13	35-44	Yes	Lower prices for doses enrolling more that 2 kids and re enrolled in activities
13	35-44	Yes	Remove the plastic toilets from Maple park and install a full size bathroom. Add more shade areas to the parks, especially on top of the swings and play areas. Add water features to the parks for summer time play. Check out this park for ideas and photos. Waterfront Park 1600 Pacific Hwy, San Diego, CA 92101 (619) 232-7275 https://goo.gl/maps/Vvf3HtC3Hc52
13	35-44	Yes	Wish we had access to an indoor pool during the winter months.
13	45-54	Yes	The Bathrooms and AC at the Novak center need to be redone. With all the money parents pay to have their kids play there, they deserve a nice atmosphere to play in. And the bathrooms leave a lot to be desired.
13	45-54	No	Make some parks a bit more dog friendly. If possible some more dog park enclosures for dogs to run around without leash.
13			Needs: Open restrooms that have soap and water to wash hands. Water fountains or water vending machines to keep kids hydrated. Splash pad areas that are covered for the kid's during summer to cool off. More benches in general. Maple park needs a shaded area for expect an mother's and real restrooms. Malibu park needs the restrooms to be open. Coleman field needs more water fountains.
14	Under 25	Yes	Cleaner skate parks, more objects within skate parks, in the Powerplay Center employees are extremely disrespectful.

Hesperia Recreation and Park District Master Plan Survey

Years in Area (0=<1)	Age	Kids	Comments/Suggestions for Improving Parks and Facilities
14	25-34	Yes	Security
14	35-44	Yes	I noticed some playgrounds have shade screening. Thank you very much! That helps a lot for the shade for the kiddos and helps keep the playground equipments cool. We need these shades for all the playgrounds. 😊.... Thanks again for working on the improvement for our city!
14	35-44	Yes	The community needs a second Olympic-sized pool similar to Apple Valley. Baseball? The sport has an abundance of fields within Hesperia, but the sport is losing its fervor and participation throughout the nation. Look at the numbers.
14	35-44	Yes	The sports fields are few between and not well maintain, like soccer at Maple was a safety issue with the plastic wires coming out of the grounds. Or the mole holes on the field at the lakes. Or just not enough field or court place for the demands of today's population and needs.
14	45-54	Yes	No
14			I believe we deserve sidewalks at least on the Main Street of our community due to safety reasons a lot of children walk to schools parks and other things our community offers but on their way there they are walking either on dirt or on the street we need to do something about this.
15	Under 25	Yes	Cleaner playgrounds would definitely be an improvement.
15	25-34	Yes	Please provide a larger playground area at Hesperia Civic park! It's so small and there isn't much to play on. At least put in a swing set! We would rather have more playground area than the fountains.
15	35-44	Yes	Maple park was supposed to have bathrooms and a playground, picnic areas, it sounded nice. It's just grass. Rick Novack needs bathrooms, the center is locked most of the time. Check out community centers in Utah. They're AMAZING. They have indoor waterparks, olympic size swimming pools with high dive and regular, gyms, basketball courts, skating rinks, rock climbing walls (and this is almost EVERY city that has them). We need Lime street pool updated- larger, diving boards, water slides, something!
15	35-44	Yes	there are not enough public tennis courts and the ones that are available are terribly maintained - poor lighting, poor nets.
15	45-54	Yes	adding more water play areas for the hotter months.
15	45-54	Yes	The community pool at Lime St no longer meets the needs of the residents. Also Parks and Rec needs to provide more classes/activities for residents. I currently use the Town of Apple Valley classes/programs because they cater to my interest.
15	45-54	No	Have more activities more often
15	45-54	No	Would like to see better use of the senior center a more organized effort to support seniors locally
15	75+	No	they are doing as well as can be expected under current circumstances. enjoy hesperia lake park the most.
16	Under 25	Yes	I feel that the older parks like lime street can be updated. The pool needs to be updated a lot. I also feel that we can use more community pools with maybe a water park. We can also use a country club like spring valley lake.

Hesperia Recreation and Park District Master Plan Survey

Years in Area (0=<1)	Age	Kids	Comments/Suggestions for Improving Parks and Facilities
16	Under 25	Yes	I have a small child and wish the parks had more activities for small kids
16	Under 25	No	Y'all suck
16	35-44	Yes	Build bigger soccer field. Build bigger skateboard area. Build better park with no homeless people living in it. Better security. Invite weekend fair/ festivities/ be aware of other cultural festivities such as Chinese New Year etc. Build christmas village on parks when it is Christmas time, New Year celebration, other important holidays.
16			Bathrooms at parks can be more clean and maintained at more regular intervals.
16			I feel that they can be updated. Lime street pool needs to be updated. I also feel that there can be more areas for hiking and hanging out in a safe environment.
17	Under 25	Yes	Exterminators for the gophers at Timberlane, I trip over the holes. My friend broke his ankle there.
17	Under 25	No	Consistent maintenance on the parks. Also add more onto the skatepark as it is lacking in fun qualities.
17	35-44	Yes	Can use more basketball courts at some parks.
17	55-64	Yes	Would like to see Zumba offered ... there is something for seniors and exercise but not for the rest.
18	Under 25	Yes	I like how lime street park was renovated, they did a great job!
18	Under 25	Yes	Security patrol better so we are not scared to go to the park. Excessive drug deals and fight break outs.
18	Under 25	No	They're great
18	25-34	Yes	I think more organized activities to increase exposure to these services would be great!
18	25-34	Yes	They need put some shade at playgrounds. Because the playground slides get really hot.
18	35-44	Yes	I find a high increase on the homeless living in our parks and yes they feel they have a liberty to behave like if they where at home. I come to enjoy my freash air snd teach my family the peace of winderfullness to my small children park experience. But we can't. Or the cleanliness start to not be a sage good conditions either
18	35-44	Yes	I wish the youth basketball for the younger kids could be in a bigger location. It's always cramped with parents and hard to get around during games
18	55-64	No	The classes that are offered do not fit into my time frame to be able to attend and utilize. The park playground equipment is satisfactory/good. I no longer use the equestrian facility.
19	Under 25	No	How about pocket parks every gosh dang block?
19	25-34	Yes	There are some parks like Datura park that have signs for picnic areas and hiking trails, but we didn't find the picnic areas, it was all a bunch of dead plants. Would have been nice if it did look like a picnic area.
19	35-44	Yes	More community events, corporate sponsors, and safety
19	35-44	Yes	Update and remodel. Make parks look very inviting.

Hesperia Recreation and Park District Master Plan Survey

Years in Area (0=<1)	Age	Kids	Comments/Suggestions for Improving Parks and Facilities
19	45-54	Yes	I would like to have more activities like dancing closer to me. Recently I went to Rick Nocack Park but that's across town for me.
19			I think there should be more activities and better playgrounds especially at the civic center. The pool needs to be remodeled and taken care of a lot better. We also need a frisbee golf course
19			limit the amount of people or groups using the parks. There have been many, many times when I could not find parking, and then the kids and I usually don't stay very long because of a certain group of people that drink way too much, turn up their Spanish music so that you have to strain to hear what the kids are trying to say, and are in general taking over the parks so that old ladies like me and my 3yr. old granddaughter, and 7 yr. old grandson, and 78 yr. old mother can't even enjoy what our taxes have paid for and taken care of for decades. So, after all that, get security out in the parks. Broken beer bottles, and family fights are not what this city needs at its parks where our children are supposed to enjoy themselves and feel safe. When my mom moved up here over 30 years ago, we could lay a blanket on the grass and watch my children feed the ducks and geese, and splash around in the little streams at the Hesperia Lakes. Now we have to park so far in the back that my mother does not even like to go with us anymore. I have enjoyed this city for years, my children used to take swimming lessons at Lime St. pool, now, it's just not worth the hassle. We live about 1/2 mile from Maple Park, and I don't understand its purpose. Sure kids play soccer there on weekends sometimes, but that's it. It is nothing more than a giant water bill. Nothing there for kids to play on, and actually if you try to go there in the evening to watch a meteor shower or enjoy the stars, the Sheriffs will come by ask for ID's and ask you to leave. No one is allowed in the park after sunset??? I am very disheartened by the way the city has used MY tax dollars to build areas like Maple Park for who knows what reason?
19			the parks should have public gym equipment like civic park
20	Under 25	No	I have no comment.
20	25-34	No	The Hesperia golf course is not only historic, but it is mine, and my dad's favorite course up here, but from when we played on it 10 years ago, to now, the course isn't in the shape it used to be in, and it's both disappointing and sad to see it that way. The cart paths are terrible, the transitions to the fairway from the cart paths are very rough, and the 'sand' in the sand traps; or dirt, chews up golf clubs, and that's not any fun either. It's a great course, and I believe it to be the most challenging in the high desert, which adds excitement every time we go play there. If there was just a way to give the old course some love, and that will spark marketing via word of mouth, and would bring in tons of revenue. We're a part of a golf 'club' and we have monthly tournaments, and I would suggest Hesperia, but the group plays on courses that are quite frankly levels above Hesperia in terms of course condition, and it wouldn't take much to change that, which is why I implore that something be done about it. Please don't take it the wrong way, it's still

Hesperia Recreation and Park District Master Plan Survey

Years in Area (0=<1)	Age	Kids	Comments/Suggestions for Improving Parks and Facilities
			my favorite course, but if it started to regain it's life back from when I started playing there, I would go more than I already do.
20	35-44	Yes	This District has terrible management. Facilities look as though they have not been cleaned since the 1960's, and once something breaks at a District facility, it does not get fixed. Part time employees are never allowed to go over 19 hours a week, and effectively make less than minimum wage when compared to other jobs. Without the option to gain medical insurance through this employment, many employees are upset by the lack of respect shown for these part time employees. Only a fraction of employees are full time, and the pay and benefits they receive is absolutely overkill. Under what circumstances should the General Manager, Lindsay Woods, have a salary of over two-hundred thousand dollars a year? The average employee working for the Recreation and Park District makes less than fifteen thousand per year. Simply put, Mr. Woods is overpaid, and does not do what he should be doing to effectively run the Hesperia Recreation and Park District, or sit anywhere near board meetings. He is very unprofessional, and constantly belittles employees behind closed doors. The only thing that Mr. Woods concerns himself with is glorifying small accomplishments to the board of directors, and not reporting the constant safety and security risks at almost all of the parks. Most employees are not following district policy, or proper procedures, and are mostly under trained. This District should really take a look at these spaces where input can be placed, and they should consider the fact that all is not well inside of the Hesperia Recreation and Park District. Unless you are Mr. Woods, visiting or working for the Hesperia Recreation and Park District is not worth the trouble.
20	45-54	Yes	Better hours for open swim. More water activities, more teen programs. More adult programs.
20	55-64	No	We need picnic tables at Civic Center Park. Shaded if possible.
20	65-74	No	Put in more shade. Build some pergolas or come up with some creative way to create more shade. We live in the desert..we can't even sit out in the parks because there is little to no shade. Truthfully I am only talking about the park area behind the library. More shade.
20	65-74	No	Yes, put in more walking safe trails. Get rid of dead trees and bushes. Dogs must be on leashes. PROVIDE MORE ACTIVITIES FOR SENIORS. Such as computers and training. Better exercise classes and bus tours. This place does little for seniors. They are still catering to the past demographics and not to the new seniors. Even the exercise classes are outdated. And the card games. Also, nothing is advertised so that seniors know they are available.
20			If there's is a way to put in some disc golf baskets at one of the parks, I would absolutely love to help set that up, and the golf course can use some love. The cart paths and transition to fairways are not very great. Also, bring in some real sand so my clubs don't get chewed up when I'm hitting from a bunker. But I love the course, and it's history.

Hesperia Recreation and Park District Master Plan Survey

Years in Area (0=<1)	Age	Kids	Comments/Suggestions for Improving Parks and Facilities
20			It is crucial that the Hesperia Parks District offer as many recreation locations as possible for youth at the lowest cost possible to keep youth off the streets and not tempted to join gangs and committ crimes. Also, some facilities are not well maintained and not clean. For example, the Power Play Center is eager to charge \$4 to Hesperia residents and \$6 to non-residents, but there are several long term issues that have not been addressed even after being mentioned to the staff numerous times over several months. 1. The restrooms have not thorough cleaned since long before February as documented by photos I have of the thick algae buildup in the urinals. 2. The staff was unable to operate the coolers for 4 months because communication among the staff is so poor. 3. Maintenance staff is not competent is illustrated by the improper installation of half of the cooler flow deflector being upside down restricting the flow. 4. Staff members who are underage often have overprotective hovering parents that interfere with residents communicating problems with the underage staff members and get verbally aggressive. For these reasons, I have quit using the Power Play Center and avoid it. Chronic problems that supervisors, like Wayne, do not pay attention to.
20			They helped me meet new people and new friends hesperia has a lot of cool stuff I really like how the park is next to the movies and I also enjoy swimming at life st park
20			This is a stupid survey. Who does your proofing?
20			To many gopher holes at baseball/softball fields. Patrons are hurting themselves with minor ankle sprains and foot issues
21	25-34	No	I feel they need to put more effort into all of these locations. They all seem to be abandoned or not at all cared for or put enough money into them. I avoid taking my nephew to most of these places mentioned because there seems to be so many kids/people that are up to no good and no security or enforcement
21			Fill in the gopher holes where the kids practice for football.
22	25-34	Yes	Better playgrounds please, and more staff for park activities and available bathrooms at civic plaza park
22	25-34	Yes	None that I can think of at this moment
22	35-44	Yes	More Shade and water fountains. And like an emergency button or something in that sort like on college campuses.
22	35-44	No	I would love to be able to have City Gym type of place. I would also love a more exclusive Swimming Facility that we're indoors. I would be willing to pay more for access to said pool, especially if it had hours that we're specifically designated for 'Adult Use Only'.
22	55-64	Yes	Not enough low income class and hours are not very flexible
22			manage golf course better raise price to have more employees keep course in better shape. the dial it in for chamber tournament but don't keep up rest of year like that, seems self serving

Hesperia Recreation and Park District Master Plan Survey

Years in Area (0=<1)	Age	Kids	Comments/Suggestions for Improving Parks and Facilities
23	Under 25	No	The parks have trash all around the sidewalks. There are limited trash cans. Dog poop can be found on the sidewalks. The parks that have dog poop bag dispensers are rarely filled with bags. People shouldn't have to worry about finding heroin needles as they are going for a morning walk. Adelanto, Apple Valley, and Victorville all have outdoor gyms, yet Hesperia doesn't. Instead, Hesperia has signs that will show you how to do exercises, so long as you have a smartphone with a QR code scanner, which most people don't have. We need to make Hesperia healthy. In order to do so, not only do they need access to parks, but they need artifices to do there. Most of the activities like tennis or basketball are found at Lime Street, whole the majority of parks just have a playground for kids. It is more enjoyable to drive to the parks in Apple Valley that are clean with actitives for adults and kids, then go to the run down parks of Hesperia.
23	55-64	No	We need a football field so that they are not practicing on the baseball fields at lime street. I know we are short on maintenance staff but the parks are not kept clean, the fields have holes and the weeds are everywhere
23			Shade for all the playgrounds, A new safer play ground at Timberlane park. New updated bathrooms at lime st pool with locker rooms . Updated water fountains at older parks. Better grounds keep at Hesperia lakes soccer field.
24	25-34	Yes	I feel that all the parks need to be updated with better equipment.
24	45-54	Yes	There are not enough parks with playgrounds and tennis , basketball, athletics courts in our city. Having to drive miles to utilize the ones we have doesn't build community. Imagine people jogging and walking to their local facilities? That would build community awareness and respect for keeping the facility nice. It would cause people to be interested in the care and keeping of our parks.
25	25-34	Yes	Hold more community classes on the east side of Hesperia
25	25-34	Yes	I just want to say thanks for managing to still provide a fun and well maintained parks and event/recreation facilities even in the midst of it being a hot desert! My family and I have lived here all our lives, and it is wonderful to have somewhere fun to spend down time together :)
25	25-34	No	More dog friendly activities, places, facilities
25	35-44	Yes	Better baseball fields with newer bathroom near the baseball fields. More concrete and less dirt area.
25	35-44	Yes	Sometimes it is difficult to find basketball courts to play in. I wish there was more activities to do such as American Ninja warrior/Crossfit equipment. I just came back from Seattle and I enjoy spending time at their Occidental Square. They have everything for free: Ping Pong Tables, Huge Chess sets, basketball courts, Corn hole, ...We had a great time there and I wish we had something like that here in Hesperia.
25	35-44	Yes	We need a park near bearvalley and Hesperia rd. We live on 3rd and eucalyptus the closest park to is is lime st or civic center.
25	45-54	No	There isnt much for kids to do in the high desert or adults for that matter so anything the parks and rec can provide is definitely needed Tucker another

Hesperia Recreation and Park District Master Plan Survey

Years in Area (0=<1)	Age	Kids	Comments/Suggestions for Improving Parks and Facilities
			important thing is keeping the park safe there are a lot of people who hang out at parks that drink that don't have children drugs are in the parks it's most important to keep the children safe the parts should be walkthrough daily for the children's safety
25	65-74	No	Apple Valley has better facilities, pools,parks,fields. Fees are less and maintained better than Hesperia. I use Apple Valley and Victorville more than my own city. Maybe look at our neighbors.
25		Yes	Used to bring my children to lime street park. Found dog shit on the grass. Made a complaint at the office that dogs should not be allowed in the park. and was told that dog owners and dogs has the right to use the park. I am a homeowner that pays taxes to support parks unlike renters that do not. Would never use the park again and if i had a choice i would refuse to pay taxes to support the park.
26	25-34		There needs to be a community track so people can excersise safely and without fear of being hit by a careless driver. I would rather run on a track with a lot of other people than run by myself on the street and possibly get hit by a car. There should be a dedicated outdoor pickleball court so people can play on days that are not strictly Tuesday and Thursday. Prices for pickleball at powerplay center should NOT be raised again.
26	55-64	Yes	We need an indoor swimming facility for year round swimming and school swim team activities
26	55-64	No	If you could model our parks more like Mile Square Park in Fountain Valley, You would be on the right track.
26			Improve maintenance at golf course
26			Start improving the jewel of parks and rec. The Golf Course is amazing with its layout, PGA history, wildlife, and challenging course.Parks won't hire an experienced management group to run it. Its understaffed, in need of renovations like leaky roof? No restraunt, Hesperia only cares about the water rights to the property. They could charge more for playing there and for memberships, it would be well worth it if maintained properly! The city won't give it employees full time jobs so no insurance has to be paid out.Shame on our elected officials.
27	25-34	No	Always have a restroom available as well as working drinking fountains.
27	25-34	No	More tennis courts! Lit!
27	35-44	Yes	Parks need shade over the playgrounds
27	35-44	Yes	We do not use most of Hesperia's facilities because of the lack of quality and safety. That's unfortunate with this family of five children. We would be so appreciative if there were MORE parks of available, without riffraff.
27			Hesperia lakes campground needs sewer hookups on site and concrete pads for tables and chairs. It would be nice if it was paved too.
27			Power play is getting old took my grandkids there to skate. Needs to be redone and I think would be used alot more.
27			Upgrade golf course the jewel of parks and rec.Get professional management and more resources.A storied history and best course in


Hesperia Recreation and Park District Master Plan Survey

Years in Area (0=<1)	Age	Kids	Comments/Suggestions for Improving Parks and Facilities
			HD.Raise prices to coincide with better run facility.Worth it! Get a new roof on clubhouse, open a restraunt again, raise prices and membership its worth it! Thanks
28	25-34	No	Restrooms could be maintained more for sure.
28	35-44	Yes	Restroom availability
28	55-64	Yes	I WOULD LIKE TO SEE A PLAY GROUND AT HESPERIA CIVIC CENTER PARK. THE BASKETBALL PROGRAM NEEDS TO MAKE SURE THERE IS ENOUGH COACHES FOR EACH SEASON. AND WHEN THE PLAYERS ARE ASSIGNED A COACH PLEASE MAKE SURE THEY HAVE THE SAME COACH AND DONT CHANGE THEM AFTER 2 WEEKS OR MORE BECAUSE THEY DECIDED THEY WANTED TO COACH A BETTER TEAM! TRY TO WORK WITH THE TEAM YOU HAVE AND THEY WILL RESPECT YOU FOR ALL YOUR HARD WORK AND DO THE VERY BEST THEY CAN.
28			The children of this community need to have better facilities. We do not have a Boys & Girls Club or a YMCA for our children to attend, so it's time Hesperia Park and Rec step it up! There's not even restrooms at the Maple Park. You said you were putting a playground in at Coleman how many years ago? Do you know with three boys how much time my family spends at the various parks in Hesperia? We visit your facilities on a daily basis and this mom needs a restroom when I spend up to 5+ hours at a park. I like to go and have a nice dinner with my husband at a country club every now and then but Hesperia's is so out dated and dingy. Back to the kids because at the end of the day that is what it's all about. Give them good options to play and be kids, because they are only little for a short amount of time. In my 28+ years in Hesperia I have not seen the improvement that needs to be done. Our city has grown leaps and bounds and it's time you catch up. Tired of seeing my children play on the same rundown fields that I once played on, still weathered and worn just like I remember. I appreciate you asking the for community input. I hope what I have said helps.
29	25-34	Yes	The civic center plaza needs a better playground, water fountains and bathrooms
29	45-54	Yes	My son coaches basketball and soccer for Hesperia recreation and parks. Often he is asked to coach more than one team due to lack of coaches/volunteers. Reach out to the community regarding the need for coaches. We need to fulfill the needs of the youth to keep them involved in activities within the City.
30	25-34	Yes	Baseball fields need improvement In Dugouts and seating
30	25-34	Yes	More shade covering at the playgrounds.
30	25-34	No	Hesperia lake should be more available for night fishing like in the past.
30	35-44	Yes	Baseball field maintenance could use more attention.
30	35-44	Yes	We love Hesperia Park and Rec. Our family is involved in many activities they have to offer. I only have good things to says about all the different things we have been involved in. The only suggestion I would have is to monitor and keep the playgrounds a little cleaner. When I have my kids play I always

Hesperia Recreation and Park District Master Plan Survey

Years in Area (0=<1)	Age	Kids	Comments/Suggestions for Improving Parks and Facilities
			do a perimeter sweep to make sure things are safe. Let's just say a couple of times I have seen some adult items in the play area, along with trash, clothing etc.
30	45-54	Yes	Bring back a roller hockey league and design a facility similar to what Fontana Park and Rec offers.
30	45-54	No	YES, advertise! Put the address with these parks whenever their mentioned. Been here 30 years and have no idea where most of these parks are and the rest I just never knew the correct name. I recently lived in Tucson where several small parks are required in every community and it really brought the neighbors and community together which made it safer for kids etc because everyone knows each other now in these neighborhoods.
30	55-64	Yes	Provide more events for children with disabilities and special needs. Have better accessibility for adult with disabilities and wheelchair access at all parks, in all areas. Provide ADA restrooms that are not portable.
30	55-64	Yes	Put in a playground at the civic park with a restroom
30	55-64	No	Pickleball is a fast-growing sport in the entire U.S. Many of our residents are getting involved in this fun sport. Our player numbers are growing each month. We are appreciative of Powerplay center offering indoor Pickleball. We are in need of outdoor pickle ball courts with permanent nets, windbreaks, and lighting for nighttime play(as it is very hot in summertime). Many communities have these types of courts. We could sponsor tournaments on the courts, at Powerplay and these outdoor courts. These tournaments would bring in revenue to eventually cover the cost to build them and maintain the facilities. We are in need of bike lanes throughout our city. There are very few roads that have bike lanes.
30	55-64	No	update the restrooms in the campground
30			Facilities could be kept up more , paint would help. The golf course is a waste of money. No support for the esquestrian people.
30			Parks and rec. put on events for children in the community. I feel more events for children and adults with special needs (disabilities) should be taken into consideration.
30			The parks are always filthy. Restrooms are sick! Baseball fields need to be refurbished. Not enough rentals in hesperia.
31	25-34	Yes	Additional shade (trees or shade cloths) over play equipment and seating areas. Restroom cleaning seems to be lack as well as no soap. Regular restrooms available verses portable restrooms.
31	25-34	Yes	Real toilets or actually get the portable toilets serviced and cleaned. Shading is a must for play areas... please!
31	25-34	Yes	Would be nice to have longer time to be able to use parks in the summer time. Some of the playgrounds are so old my oldest used to play on them and shes almost 18. Having lights that are actually on during operating hrs like in the tennis courts. Water faucets that work toilet paper in more bathrooms. Thank you me and my fam loves our time at our parks...

Hesperia Recreation and Park District Master Plan Survey

Years in Area (0=<1)	Age	Kids	Comments/Suggestions for Improving Parks and Facilities
31	55-64	No	Cleanliness is my biggest complaint for the park and playground facilities. I hate having to take my grandkids into the bathrooms at most of the places we have been. Also, we need more access to pools for the area, and keep them open longer. Just because school is in session doesn't mean a pool won't be used. Possibly, set up after school programs for school age kids. Set up preschool programs for when the older kids are not there. I know it is hard to find guards and instructors, but I have a feeling there are enough college kids around to handle a lighter load.
31	55-64	No	district needs to provide update to the golf course and add more skate area at lime street, better toilet facilities at Hesperia lake
31			Maybe patrol more with police,.
32	25-34	Yes	I have lived here for 32 years. I am a parent now and finding quality, clean parks in Hesperia is hard. I feel that there are a few parks to use when you wants to walk your dog or let my son throw the ball around and play with friends but most of the time, gates are locked, trash is abundant, and bathrooms are not clean. This area has grown tremendously and we need more parks. There's land for an aquatic center which would alleviate the load of people at Lime Street, give children a place to go in summer for lessons and recreational use. There's land for trails that would connect the east and west sides of Hesperia via bikes or foot. In 32 years of living here the only 'new' parks I have experienced are the Hesperia Community Ball fields and Maple Park. I don't live in a neighborhood to use the pocket parks. In my opinion the land on Cottonwood and Rancho is perfect for ball fields, and aquatic center. Help keep our kids wanting to play outside.
32			activities at night for soccer at Hesperia lake need to improve.
33	25-34	No	Restrooms need to be unlocked and cleaned. The water fountains need to be turned on and working. There needs to be more shade and sitting areas. The grass is uneven and pocked with holes that need to be repaired. It seems like everything is 'a quick fix' and at the convenience of the District and not the patrons it serves.
33			Ensure facilities and park are cleaner More shade
34	35-44	Yes	The softball and baseball fields need to be redone. The restrooms also need to be redone at the ball fields as well as the upkeep needs to improve, unless you use the restroom first thing in the morning they are down right disgusting! Soap in the restroom would also be nice. The playgrounds need to be updated and the trees at lime st are very scary and need to be routinely trimmed. During windy nights beaches breaking is very scary! Information about what the parks have to offer needs to be better advertised and the power play center needs to be open more, their hours are very limited and all of the kids are out of school and could use a cool place to go.
34	55-64	Yes	More grounds keepers at the Hesperia golf  so we can manage the course better
34	65-74	No	Not at this time.

Hesperia Recreation and Park District Master Plan Survey

Years in Area (0=<1)	Age	Kids	Comments/Suggestions for Improving Parks and Facilities
34			Frequent events
35	35-44	Yes	Most of the parks are pretty nice. Hesperia lakes is a lot nicer when there is water... More activities for younger kids would be nice. My 14 year old was able to try a bunch of activities and sports when he was young but there doesn't seem to be much for my grandsons. Baseball etc is all though little league. Not a great place to start. Also no ready, set, play program anymore. I was very disappointed and have taken them to AV parks and rec for more options :(
35	35-44	Yes	PAVING OF HESPERIA LAKES PARK DRIVEWAYS AND PARKING. CIVIC PLAZA PARK NEEDS BATHROOMS, DRINKING FOUNTAINS AND AN PLAY AREA FOR SMALLER KIDS
35	35-44	Yes	There needs to be security at all parks especially the skate park. Normal kids have no chance there because the druggies and the bully 'street kids'.
35	45-54	Yes	Kept clean and have more activities. Festivals.
35	55-64	No	They fulfill all of our needs.
35	55-64		Keep bathrooms cleaner!
35	65-74	No	It would be great to have a much larger public pool and would love to see work out equipment along a walking trail and in parks. The kind that uses your own body weight
36	55-64	Yes	They need more workers to clean and take trash and open and clean bathrooms the 3 years its gone down hill whoever is in charge is doing a horrible job !!!
37	35-44	Yes	Additional Skatepark, parks could use water feature area for kids. More playground equipment. More pocket parks throughout the city.
37	35-44	Yes	Malibu Park has been overrun with drug addicts and troublemakers. I can no longer take my kids there because I am afraid for their safety. I'm also concerned that I believe an individual hung themselves in that bathroom at Malibu park. We need more skate parks and outside basketball courts. Places for kids to play racquetball would also be nice. More organization for park and rec programs. I often am interested in some activities but I have run into trouble with the enrollment and organization process. It has improved slightly when they converted to online registration... but I still run into trouble when trying to get questions answered in person. I feel like I am a bother to the employees most times. They seem as though they hate their jobs which sucks when it's supposed to be a cool thing for the community. Also, the bathroom situation at most of the parks is horrible. If they are even open, they are disgusting. I don't know why, but I wonder if people are just peeing on the floor. It's horrible. I tell my children to pee before we go there and we leave to use the bathroom elsewhere if they have to go.
38	45-54	Yes	Fix the trash issue and water at Hesperia lakes. Maintain the baseball fields, grass is high, infield is sand and not clay, squirrel holes everywhere, gophers running while the kids play.

Hesperia Recreation and Park District Master Plan Survey

Years in Area (0=<1)	Age	Kids	Comments/Suggestions for Improving Parks and Facilities
42	45-54	Yes	VERY POOR IMPROVEMENTS OVER THE LAST SEVERAL YEARS. HESPERIA DOES NOT KEEP UP WITH THE GROWTH. COMPLAINS AND UNTRUTHFUL ABOUT NOT HAVING ENOUGH FUNDS.
42	45-54	No	Heated, year round pool facility. Bring water aerobics back with more times during the day and evenings.
44	55-64	No	More public swimming pools and trails for walking riding bikes
45	45-54	Yes	It seems that the roof and air conditioning units at the Epicentre are causing games to be cancelled consistently over the past few years.
46	55-64	Yes	Bring back rodeos! Volleyball court
46			More a bigger swimming pools please!
47			Yea disc golf and exerices outdoor equipment and paved walking trails with distance posted
	Under 25	Yes	Na
	Under 25	Yes	Provide more tennis courts other than just limestreet.
	Under 25	No	Concrete around pool is torn up
	Under 25	No	Have better playgrounds.
	25-34	Yes	Better patrolling of the parks some parks have a lot of adults drinking or doing drugs in or around the parks and at times harass families with their kids
	25-34	No	We need a better skate park at lime street. It gets crowded and there are only a few small things that everybody has to share. Usually have to drive to the Apple Valley skate park, or down the hill
	35-44	Yes	Fields have holes and are not maintained like the newer parks in hesperia. The older parks are not well taken care of
	35-44	Yes	I would like more hobby classes offered for adults and kids, more fitness and dance and martial art classes.
	35-44	Yes	More parks with swimming pools/ and playgrounds.
	35-44	Yes	Need a big PLAYGROUD and water splash for summer in Hesperia civic plaza. We need more safe trails and paths
	35-44	Yes	We need more activities for Jrs
	35-44	Yes	We need restrooms! Especially in Hesperia civic plaza park & Hesperia lake park
	35-44	No	More tennis courts open to the public. Two courts at Lime Street is not enough for the demands of the area. People frequently have to wait to play. For the population of Hesperia, two public tennis courts is not enough.
	45-54	Yes	More classes need to be offered for children and adults. Different variety of classes and also the times available.
	45-54	Yes	The problem with parks up here is there's not much to do. We need more equipment (playground and exercise type). We also need more sidewalks, trees and covered benches where people can enjoy eating, hanging out with family without getting burned by the elements. Renting the areas would control crowds and provide the city with revenue to beautify this city more.

Hesperia Recreation and Park District Master Plan Survey

Years in Area (0=<1)	Age	Kids	Comments/Suggestions for Improving Parks and Facilities
	55-64	Yes	I love the safe and open Civic Park and am there quite often. I'm disappointed how broken the rocks are on the fountain and in the seating area. It looks terrible, and the District is very slow to do repairs. To simply move the playground bench, it was a long time for it to be done, and during some lovely weather, the complete play structure was blocked off for more than a week. The pool is essential if only for the swim lessons it gives, and the pool rental for private events is under utilized. The Rec & Park district does some additional events, but as for the larger events, has cut back. Perhaps, some day, the rodeo will be reinstated.
	55-64	Yes	Quit getting rid of the good staff and replacing them with losers.
	55-64	Yes	Yes!! I hav requested for 2 years they get water aerobics going. I live close by lime street park and have spent several years going to Apple valley for their program. It is beneficial to those with disabilities!
	55-64	No	More police patrol please.
	55-64	No	need more water facilities here...been here a very long time , raised my kid here not enough to do in this desert heat ..Love the outside off road and creeks
	55-64	No	Please consider making permanent Pickleball courts. Outside courts with shade would be awesome. Please do not raise the fees for Power Play Pickleball.
	55-64	No	The parks are pretty 'bare' compared to other city parks I've frequented. Landscaping and shade is sorely lacking. Example: maple street park- is that even a park? Very disappointing.
	55-64	No	We miss the RODEO! The most important event that Hesperia had, and they took it away! Stupid!
	65-74	No	Better upkeep. Player marshals.
	65-74	No	You need to spend more on the maintenance and care of the golf course. Fix the roof on the club house, Roll and maintain the greens, keep the ruff areas trimmed and pick up debris. More man hours for course maintenance. I understand how difficult it is to control the ground squirrels, but more effort is needed on that front as well
			Baseball fields are most used facility. Equality between the two sides of town is needed. Lime street is needs upgrades!
			I didn't know that have of these parks were here. Need to let the community know about sports and things that involve for kids.
			Maybe have some paved roads, instead of dirt. Stirs up yo much dirt by park
			More sport fields, walking trails, bigger playground at civic park. More advertising on Hesperia events. Community guards to secure the safety of residents using the facilities.
			Much safer environment, more lights for the night time should be provided.
			No
			No
			No Just keep them clean and drug-free a crime free

Hesperia Recreation and Park District Master Plan Survey

Years in Area (0=<1)	Age	Kids	Comments/Suggestions for Improving Parks and Facilities
			We use civic center center park almost daily. Meets our needs for our dog's exercising and as a result of walking him every day for years I have lost 25 lbs. like that the location is near police dept and all the city and county buildings.

What are the most important needs for the Hesperia Recreation and Park District to address over the next 5 to 10 years? (other)

Importance	Needs to Address (other) 1=Not at all important, 5=Very important
5	1. Improve aquatics for all. Lime Street pool is bad. 2. Add classes for babies and toddlers like gymboree or my gym type experiences for parents to sign up through the city.
5	A water park would be great
5	Activities for seniors in the evenings. There are no exercise classes or sporting activities for the 50+ crowd. I work all day and would enjoy learning tennis or swimming or exercising after work. Thank you.
5	ADA ASAP.
5	Add more community pools and maybe an aquatic center
5	Add more dog parks and dog learning facilities agility, obedience, trick, classes.
5	Add more grass
5	Add more pools in the parks
5	Add more school age appropriate programs for the summer and be accesible on the price
5	Add more street lights
5	Add more water fountains. Possibly add spritzers of water around parks because the heat in the desert is insane.
5	Add playgrounds, swings, install some of the fountains that shool the water up from holes on the ground, the water falls back into the fountain, so it's not a waste (like watering grass in the desert parks....) they are neat to watch, a great way for kids to cool off, and really- they would only need to be used from mid-April until mid-September. I'm sure the city could save a lot of money by not having to water fields all year round.
5	Add some shade to park behind library. Please.
5	Adding parks to neighborhoods that don't have them.
5	Advertise what's available like trails and pathways
5	An outdoor skate rink perhaps for roller hockey and roller derby. Would be an awesome addition to the city parks!
5	-as you can see we are a fast growing community therefore we must keep up with our growth so the locations that we currently have do not become overworked and overused.
5	Bathroom supplies and cleanliness; more parking for disabled
5	Bathrooms
5	Bathrooms- more, cleaner, better light
5	Bathrooms need to be clean more often.

Hesperia Recreation and Park District Master Plan Survey

Importance	Needs to Address (other) 1=Not at all important, 5=Very important
5	Bathrooms, cleanliness and need to be updated. Some type of park patrol to keep parents with young children feeling safe.
5	Beautifying city, continued street repaving
5	Better bathroom facilities at HGC, and the lake
5	Better playgrounds
5	Better skate parks in Hesperia. We need an indoor skatepark!! Would generate revenue for the town, also would be best to skate inside during hot summer days and cold winter days. If we had an indoor skatepark it would be super popular!!!
5	Bike paths
5	Bring back roller hockey and design a similar program like Fontana Park and Rec offers.
5	Bring back the Hesperia RODEO
5	Building restrooms 'NOT PORTABLE RESTROOMS THAT STINK' and have no place to wash your hands IN PARKS THAT have a high capacity of people that attend like hesperia lake park, thats a main park in our community thats been neglected.
5	Classes offered at Community Center (Rick Novak)
5	Clean and maintain existing facilities and staff with better trained staff. Under age staff underperforms. Particularly the Power Play Center has dirty restrooms where the urinal has not been scrubbed since at least February. I have photos. The incompetent HVAC workers installed half of the cooler deflectors upside down. Hire better people. Disgusting.
5	Clean carpets at Bakker Center
5	Clean Rest rooms
5	Cleanliness!!!
5	Community centers that are on Main Street and a park/playground by Lime Street Elementary. Also an available map of trails/pathways. Sidewalks would be awesome!
5	Create interesting & rewarding programs to get the youth from hanging out in the streets. Possibly make up/beauty classes, hip hop dance programs could get them in the door(that is popular on social media), then open their minds to other things once you get them in the door and used to/interested in being there.
5	Create parks that include equipment for disabled kids. As a pediatric physical therapist with disabled children, I am aware of the great need for this in our community.
5	Develop off road access (green sticker, recreational)
5	Disability Events
5	Disc Golf Course!!! Preferably not by power lines and not all dirt. Natural obstacles - like out at Hesperia Lake would be awesome. Concrete pads and real baskets.
5	Dog parks
5	Dog parks
5	Enforce people drinking alcoholic beverage
5	fix the golf course
5	Fix the parks, provide better pay and benefit options to staff.
5	Get more info out!
5	Giving access to those with disabilities is much needed up here. Playgrounds with ADA equipment would be great. People with disabilities miss out in a lot because there's not many opportunities for inclusion.

Hesperia Recreation and Park District Master Plan Survey

Importance	Needs to Address (other) 1=Not at all important, 5=Very important
5	Handball
5	hesperia lake lighting.
5	I believe if a disc golf course was added to some property that is already owned, that would bring a lot of visitors to our beautiful town, and I would be glad to assist in the setting up of that specifically (not for a charge) Let me know if that is something that is possible. mikeocof10@gmail.com
5	I believe you can work with what you have. Look at what you do have, not what you don't have. The key is creativity, thinking outside of the box in how to maximize your resources.
5	Improve and renovate the equestrian center
5	Improve safety from gopher tunnels
5	Improve security, remove the troublemakers .
5	Improve upkeep of Hesperia Golf Course. Adding another course maintenance worker would help tremendously.
5	Indoor Swimming Facility.
5	Information
5	It will ne nice to have a biking and walking trail across the cyty and by the wather chanel looong one all the way to the mountains over i 15. To the west I'm shure a lots of people will come from los angeles just ti rise it
5	Just more shade cuz slides and all get very hot. Maybe a park close to peach and like bear valley we have no park or anything close to us
5	Keep homeless away from our parks. Better trail way / path to walk like the ones in Apple Valley. Encourage more sport activity amenities forbthe youth.
5	Keep up good law enforcement to keep gangs and drugs out
5	Keeping fees compatible to the surroundings area parks and rec program. Do not charge a non-resident fee.
5	Large spans of places near the powerplay center, such as my home, may be up to a 30 minute drive to a park, due to traffic mostly, new parks need to be made nearer to the borders of hesperia (preferably near deodar st if it's concerning me alone)
5	Larger swimming pool
5	Lighting !
5	Maintenance, cleanliness. Unfortunately I know society does not teach their children to clean up after themselves anymore, but I feel that some of the parks are neglected. For example, Lime Street Park tends to be dirty and broken and the bathrooms are either locked completely (and they don't let you use the inside bathrooms unless your taking a class) or they are filthy. Like don't touch anything filthy. And Malibu Park is being overrun by kids looking for trouble. Children have bullied my kids and I have even been confronted. It feels unsafe and they are beginning to tag all over it and destroy a potentially beautiful park. I know it is possible to have nicer parks because the Palm st park by Rick Novak is beautiful. They just updated the playground. It is always clean and please take there. I just wish it had more fields, maybe some basketball courts or a skate park. We definitely need more skate parks in our area. It is a huge hobby for kids and they need somewhere to go that is safe and fun to keep them out of trouble.
5	Make more easily available community service programs for students looking for credits for college.

Hesperia Recreation and Park District Master Plan Survey

Importance	Needs to Address (other) 1=Not at all important, 5=Very important
5	Make programs cheaper
5	Make senior activities affordable. Not all seniors want to sit at tables indoors
5	Make some parks bigger. Add more water based parks for the summer.
5	More athletic (baseball) fields. Support Equestrian Events. Increase Park Rangers, more patrols.
5	More disabilities stuff for autism an etc
5	More dog parks
5	More dog parks
5	More parks with aquatic centers
5	More programs, like dance classes, or sports activities.
5	More safety with our children programs.
5	More senior activities
5	MORE SHADE?
5	Need well trained staff to teach children how to play sports correctly and safely. Currently most coaches are volunteer parents / family who are not certified to train or support youth athletes. Need to have qualified coaches teaching, even if you have to pay them.
5	Offer more classes
5	Organize nature learning hikes
5	Padded jogging track with lights
5	Patrols
5	Pick up your trash. Safety and more things to do for familys
5	Playgrounds and shorted staff, bathrooms
5	Pool
5	Pool
5	Pools!!! I would come to a water aerobics or even free lap swim if it were available with out the little ones being in the pool at the same time.
5	Programs for seniors info mailed
5	REFILL THE CREEK AT HESPERIA LAKES!!!! Would also really love several dog parks!
5	Renovate Power Play Center; bring back indoor hockey leagues
5	Restroom facilities at hesperia lake around the picnic areas that are not portable for children and adults with disabilities
5	Restrooms
5	Restrooms and pathways need to be maintained way more than they are now. There are so many hazards on the trails it makes it not very safe to run the majority of the time!
5	Roller hockey
5	Safe and attractive bike/ running paths.
5	Safety and ways to keep belongings safe while at facilities.
5	Safety more patrols at big events.
5	Security
5	skate park!!! bigger!!!
5	Sports for a younger age group.
5	Staff and renovate the epicentre!

Hesperia Recreation and Park District Master Plan Survey

Importance	Needs to Address (other) 1=Not at all important, 5=Very important
5	Swimming pool
5	Swimming pools/ playgrounds
5	Take some pride in what we already have!
5	The community has a great foundation, use what we have and improve upon them. Update the existing parks and fields before building brand new ones.
5	The condition of the golf course. The great old course needs some love as far as the cart paths, greenery, and taking that dirt out of the sand traps, and put actual sand in there so clubs stop getting chewed up by rocks.
5	The parks need to have tables for families to be able to sit down with shade. We also need to add splash pads for the children and some play structure that is able to be accessed and played with by children under the age of three
5	The restrooms are descostings and not security
5	There needs to be a community track so people can excersise safely. Running on the street is dangerous with how dark it gets with no street lights
5	There should be at least one playground that everyone can use even with disabilities. Swings for larger people and access ramps for the playground. And at least one water play/splash pad centered playground
5	Trash clean up in the streams and bushes at Hesperia lakes, stock more, clean the water, and all stated for baseball fields
5	Turn dirt roads into streets
5	Upkeep at the Golf Course.
5	Water aerobics
5	water facilities off road trails that are legal ..out door fun thats legal ..water parks ..more pools
5	Water parks cooling off centers areas with misters and water play
5	Water play
5	Water play to keep cool
5	We need more attendants like they use to have before they cut all the workers HPD is going down hill
4	4th of July event in Hesperia would be great!
4	Bike paths and right of ways. Bike facilities. Bike racks and parking areas
4	Disc golf course would be great, possibly at existing pathways and trails.
4	Focus on building places for nature to exist in Hesperia instead of building so many houses and shopping centers. After all, the one thing I love about Hesperia is how it's not like the city. The nature is untouched here in most places and it would be good if we tried our best to keep it that way.
4	Improve golf course
4	More activities for children
4	More activities for Jrs
4	More activities for the community
4	More activities locally for toddlers and teens
4	More park places to ride bikes , picnic, play basketball in my 92345 area.
4	More pools
4	Need restrooms

Hesperia Recreation and Park District Master Plan Survey

Importance	Needs to Address (other) 1=Not at all important, 5=Very important
4	Nothing else
4	Racquetball courts
4	Toddler parks need to be created
4	Volleyball area
3	Add a splash/water fountain park at the civic center or Hesperia Park
3	Additional swing sets!
3	Expand the courses for boys, my son is not into sports of any kind. So the only option he had was Guitar lessons. But he had to be a certain age and did not meet the age requirement. He is now old (10) but again the courses he can participate in are 'sport' like (ie: golf). Not every family is a sports family.
3	Frequency of availability to courts etc.
3	Homeless
3	Lack of street lights
3	Please add in dog poop baggie sections because some people are unprepared. Some playgrounds such as the one at Hesperia civic plaza is not suitable for all children. In fact many struggle to climb and play.
3	Rather than the parks and recreation running certain sports programs, allow those existing organizations the opportunities to develop the sports programs, as they have the connections and experience to do well in developing the sports programs and the children as well as the adults.
3	Security Cleanliness Age groups Small fees
3	Water fountain access
3	We have great facilities that need renovation and updated amenities (example: Pool restrooms - tiles falling off, showers are in poor working order, etc...)
2	More senior programs and activities (exercise, dance, etc)
2	Security
2	See previous comments regarding the Golf Course. Every week it draws many people from their homes 'down the hill'. It would appeal to even more if you'd improve the landscaping and maintenance.
1	Better restroom facilities at the parks, that have little or access to the homeless population. Can be very intimidating when I have my grandchildren there
1	Bigger play grounds and cleaned regularly. I seen a slide with mucus on it for 5 weeks. Dog parks have broken pools. Pools have a deep grime on walls, need to be cleaned oftener.
1	Get a new pool!
1	Indoor racquetball
1	Just renovate what you have already. Make what you have nice/nicer. Get some nice real bathrooms at your most popular parks, like Hesperia lakes!
1	More trees
1	Not as safe up here as it used to be
1	Would like to see improvements and or add safe walking/running courses near main and escondido area. Would LOVE to see and be able to use an upgraded walking/running course just outside novack center near the park area.
	A better dog park, there really is nothing there compared to other dog parks.

Hesperia Recreation and Park District Master Plan Survey

Importance	Needs to Address (other) 1=Not at all important, 5=Very important
	A park where young kids can ride their bikes, and a zero gravity water park.
	A small water park for kids
	Activities vitae's events for seniors and adults and children with disabilities
	Add daily operating snack bars with air conditioning and heating. Open every day.
	Again- bathrooms at Novack and Maple, better/bigger swimming pool. We also don't have a skatepark. We're really lacking.
	Better bathrooms, especially Hesperia Lake, add bathrooms to parks that do not have them
	Better swim lesson programming
	Clean up the desert
	Cleaning up the dessert. Trash people dumping there trash.
	Disability access is so very needed please
	Disabled equipment for our large disabled kids population.
	Dog parks
	Educational activities for senior citizens like the Osher Life Long Learning OLLI program
	ENFORCING THAT DOGS NEED TO BE ON A LEASH WHILE ON PARK GROUNDS
	Fishing & kid safe
	Fix the football practice fields and the baseball areas. And please do something about those despicable restrooms.
	Golf course
	Have someone with more authority attend some of the youth games.
	Hire people from Hesperia
	I haven't seen anything or heard of anything in their city indicating stuff for senior citizens I'm lucky I have a car but things needs to be done More for senior citizens community centers in the city I don't know of any I'm never seen anything the city and put out for senior citizens you just can't have just one the city is so big and with this tapestry coming in and there's no plans there for senior citizens either
	I think it would be neat to add some sort of water feature at one of the parks that is inviting for families to come and play in the heat...
	I think the facilities we have are great! Like any place, over the years, there is normal wear n tear. Lets renovate or improve what we have before we start thinking about spending money on brand new places we dont have yet. What we have now, should get priority so we can keep it looking nice and welcoming
	I'm sure improvements can be made.
	Improve all the areas, and add senior activities and advertise. Also, dedicate areas for dogs and make sure poop is picked up. A lot of the people are using old habits that are not healthy for the children and others using parks. Have patrol car with a person with diversity patrolling the areas.
	Improve camping at Hesperia lakes
	Improve cleanliness. Add in things that will make Hesperia desirable, such as the water sprinklers that one of Fontana's parks have.
	In the summer have longer hours for swim
	It is difficult to get your child into the swim programs due to how quickly they fill up/limited space.

Hesperia Recreation and Park District Master Plan Survey

Importance	Needs to Address (other) 1=Not at all important, 5=Very important
	It would be great to have more information on the cost and procedure for booking a community banquet room for cultural events and meetings. For example, it would be great to have low-cost/free access to a community room where local writers can meet regularly.
	More benches with grills maybe somewhere for bomb fires and more playground activities
	More parks with picnic areas and playgrounds in oak hills .
	MUCH NEEDED ADDITION OF CHILDRENS FACILITIES AND ACTIVITIES. SWIMMING IMPROVEMENTS WITH LONGER SEASON. MORE BALL FIELDS AND OTHER ACTIVITES. MORE INDOOR ACTIVITIES FOR THE EXTREME WEATHER DESERT YEAR ROUND CONDITIONS.
	Need a better playground for children at the civic plaza. The one there is limited to older children, as it is difficult for the younger ones to climb on it. Maybe tennis and pickle ball courts could be added to Timberlane Park, since the old pool was filled in and the court there became obsolete. Then this park would be used more by our community. Since the land is still there, it could be put to better use.
	Organization
	Park safety Park cleanliness dog park would be nice there are tons of dogs in Hesperia that have nowhere to go with their owners
	Permanent Pickleball courts outside. This is a fast growing sport.
	Provide specific venues to engage seniors as volunteers i.e. how do they volunteer at the golf club, also open classes for kids to learn golf through volunteers instructors (seniors, highschoolers, etc.), tennis for young elementary age kids.
	Restrooms are very important. We need them for Maple Park.
	Safety
	Safety at parks.
	Safety of the public. Cleaner bathrooms w soap and paper towels
	Security
	Security and regulating rules. People drop their kids off and they are bad and nobody does anything about it.
	Security in and around parks...
	See previous suggestions!
	Smooth skating trials
	Special needs children friendly facilities
	We need batting cages for our community to be able to use instead of only being able to use them if you have access to the equipment, the batting cages like in Scandia would be amazing for our young children who are athletes. The more we can encourage our children to be outside and active the better.
	We need more senior citizen activities, this sector of the community is growing and there is a definite need!
	Where are our walking trails?
	With the growing population of Hesperia, some more parks and activities would be a good thing. Also, if there could be more activities for young adults such as athletic teams like baseball, softball, soccer, and other sports would be a great opportunity for young adults to get more active and involved in the community.

Please indicate whether you and your household have a need or a desire for the following. (other)

Programs Needed or Desired by Household (other)
classes for seniors
Activities for special needs/disabled adults
ADD A DISC GOLF COURSE!!
Adult classes
Art Classes, Financial Education for Youth and Adults
Baton twirling and pom pom
Community based programs for those with disabilities
DOG PARKS!!!!
Equestrian, rodeos
-flag poles with lights at all parks.
golf
golf
Golf
Golf
Golf course
Help homeless!
Martial arts
More dog parks
More water parks for the heat we have
Movies in the park
Offroading
Outdoor Pickleball courts!
Photography Classes
Programs for teens and adults with disabilities
Recreation and hobby/interest for those with disabilities
roller hockey
Roller hockey youth
Skate parks/Bicycle parks
Skateparks
Splash pads
Tai-Chi
VA disability
yoga here in hesperia

What are the most important areas that, if addressed by the Hesperia Recreation and Park District, would increase your use of parks and recreation facilities? (other)

Hesperia Recreation and Park District Master Plan Survey

Years in Area (0=<1)	Age	Kids	What Would Increase Your Use (other)
0	45-54	Yes	Water
0	65-74	No	More educational programs for seniors
2	25-34	Yes	More dog parks
3	65-74	Yes	Special needs/disabled programs
4	55-64	No	Bilingual service
6	35-44	No	Transportation
7	65-74	No	Less police harassment
8	55-64	No	Sprinklers at the park for children and adults
9	55-64	No	Padded jogging track with lights
10	45-54	Yes	DOG PARKS!
11	35-44	Yes	24/7 Restroom at Novack Park
11	45-54	Yes	More programs for youth/teens.
13	35-44	Yes	Clean restrooms
14	Under 25	Yes	More pools
14	35-44	Yes	Soccer field lighting!!!
20			Golf course upgrading
26	55-64	Yes	Indoor swimming venue
27	35-44	Yes	Baby changing stations
30	35-44	Yes	Control transient activity
30	35-44	Yes	Pool
30	45-54	No	knowing locations and what we can do there.
30	65-74	Yes	Bathrooms needed!
39	45-54	No	More shade from the sun
	25-34	No	Indoor skate park/ improved skate areas
	55-64	Yes	Pickleball courts.
	55-64	No	water facilities ☹️
			Access to play/excercise equipment

How do you currently receive information about recreation and park facilities, services, and programs? (website, other)

Years in Area (0=<1)	Age	Kids	Current Information Source (website)
3	35-44	Yes	I ac
4	25-34	No	Instagram
5	35-44	Yes	Instagram
14	Under 25	Yes	Instagram
23	55-64	No	City of Hesperia
32	55-64	No	HEC

Years in Area (0=<1)	Age	Kids	Current Information Source (other)
0	35-44	Yes	Mail
2	25-34	Yes	Mail
2	35-44	Yes	school flyers
2	45-54	Yes	U.S. Postal Service
3			Flyers that our kids get from school
4	Under 25	Yes	Mail
5	25-34	Yes	school flyers given to the kids
5	35-44	Yes	Ads in the mail
6	25-34	Yes	Mail
7	65-74	Yes	Mail
8	25-34	Yes	Schools
9	25-34	Yes	Mail
9	55-64	No	Mail
9	55-64	No	Mail
9	65-74	Yes	Mailings
10	25-34	No	Driving by
10	35-44	Yes	Mailer
11	35-44	Yes	Mail flyers
11	35-44	Yes	US Mail
11	45-54	Yes	mail
12	35-44	Yes	Postcards in mail
12	45-54	Yes	postcard in the mail
13	35-44	Yes	School
13	75+	No	Postcard in the mail
14	55-64	No	Mail
14	65-74	Yes	post cards
14	65-74		Mail

Hesperia Recreation and Park District Master Plan Survey

Years in Area (0=<1)	Age	Kids	Current Information Source (other)
15	Under 25	Yes	Children's school
15	25-34	Yes	More US Mail
15	45-54	No	Mail postcards
16	55-64	No	Postcard in the mail
17	65-74	No	Mail
18	Under 25	Yes	Mail
18	Under 25	No	Friends
18	35-44	Yes	Mail
19	35-44	Yes	mailings
19	45-54	Yes	Mail
20	65-74	No	Hesperia newsletter but sometimes comes after the event date.
20	75+	No	Mail
22	55-64	No	Mail
23	45-54	Yes	Mail
25	25-34	Yes	Children's school
26	45-54	Yes	Mailers
26	55-64	Yes	L. Woods thru Chamber events
29	25-34	Yes	Mail
30	25-34	No	postal mail
30	35-44	Yes	Mail
31	75+	No	Mail
32	55-64		Mail
35	65-74	No	Mail
36	45-54	Yes	Mail
37	45-54	Yes	postcards
37	65-74	No	Mail
38	45-54	Yes	Mail
46			Mail
	25-34	No	Mail
	35-44	Yes	Flyer from school
	55-64	No	Lovingood's FB posts
	55-64		Twice a year postcard in the mail

Do you have any further comments about Hesperia Recreation and Park District facilities and programs?

Years in Area (0=<1)	Age	Kids	Additional Comments
0	35-44	Yes	Would really love to have the dirt roads in Mission Crest area turned into streets in order to cut down traffic to Oak Hills High School
0	45-54	Yes	If there were more indoor activities, it would improve the accessibility of the facility year round
0	45-54	Yes	I'm not sure if this is Parks & Rec issue but I think Hesperia residents would feel a lot safer about getting out and exercising if there were paved areas alongside roads for bicycles and pedestrians.
0	45-54	Yes	my son really misses the creek at the Lake! It was high at mothers day but dry now
0	55-64	No	Mostly use the golf course and the fishing ponds
1	55-64	Yes	Better shade pavilions; add indoor pool
2	35-44	Yes	if woud be nice to have yoga classes here in hesperia for adults
2	45-54	Yes	I love to live in Hesperia. I feel safe.
2			That there is to many kids in the after school program and there needs to be nicer people work there
3	55-64	No	They shure have a program to bring people in and. And revenue. To like having a fishig contest advertased i the los angeles orange county and san bernardino county with good prices for the best catch or a bicycle rase all around town to brig revenue. Instead of charging residents more bring reveneu in
3			Not many know about the programs that Hesperia Parks and Rec offers until I mention it to them and they have been here for 15+years. I definitely think more advertising will bring more activity. I actually love seeing the banners on the fence at the corner of Main Street and C Ave that get posted. We should hang more of those up and down main street.
4	Under 25	No	I think that there should be more programs for young adults. Also. More advertising. I feel that there should be more than one flyer sent out to people by mail every quarter. I feel as though yhere is not enough going on. It is mainly for children.
4	25-34	No	I wish you the best of luck
5	25-34	Yes	You should publish a guide to activities and classes each period (Spring, winter, summer etc.) and mail to each residence. I have lived here for 6 years and have never seen one. IE- in Rancho Cucamonga, they have the 'grapevine' magazine and we used to always sign up for things, Hesperia lacks something similar, or, if we have something similar, I have never seen it.
5	35-44	Yes	Increased security
5	35-44	Yes	More clean Restrooms, accesible to other people who is disable and clean parks
5	45-54	Yes	Hesperia is home to the largest Medical Therapy Unit servicing disabled children in San Bernardino County and we grow larger ever week. This is proof of the large disabled pediatic population in our area. I feel that Hesperia needs to step up and provide more services and access for this very special population.
5	55-64	No	Just that the parks are well worth fixing up, keeping people outdoors and active ...

Hesperia Recreation and Park District Master Plan Survey

Years in Area (0=<1)	Age	Kids	Additional Comments
5	65-74	No	I don't have any knowledge of any programs that are out there except the flyer that the city sends out in the mail that's it I don't know of any senior citizen places there's no parks around my house except maybe the golf course which I have nothing to do with I'm 65 years old now I don't use the parks anymore and with the heat I hardly go out at all it would be nice to have senior programs and aquatic for seniors
5			Hesperia is home to the largest Medical Therapy Unit in San Bernardino County services special needs, disabled children and we are growing larger every day. Therefore, this is proof of the need for increased services and access for our disabled children?
6	25-34	Yes	No I personally think the parks are great
6	35-44	Yes	more play groundsss and shades
6	35-44	No	It's nice I have a car. I'd do karate maybe if transportation available.
6	45-54	No	More dog parks- small dogs/big dogs
7	25-34	Yes	More kids activities/classes; Farmers Market; more frequently updated website/social media
7	35-44	Yes	Get youth roller hockey in hesperia
7	35-44	Yes	Less management, more lower level support.
7	55-64	Yes	Again, I suggest a membership fee that is open who all three cities in our high desert. Our local gyms do it quite nicely and make profits, why can't our city council do the same.
7	65-74	Yes	Margie at senior exercise does an excellent job, but it would be nice if there was a stretch class and senior yoga a little closer; craft classes
8	Under 25	No	please make the skate park bigger
8	25-34	Yes	More parks in oak hills and other side of rancho
8	35-44	Yes	Senior programs would also be beneficial
8	35-44	Yes	When trying to get info from anyone that works at parks and recs seems impossible. I am always told they dont have any info and to look online. I wouldnt feel comfortable paying for better services with parks and recs when it seem like communication is being directed to what services your looking for. I would rather help put the money within the program we are looking to join.
8	45-54	No	Recruit Hesperia citizens to volunteer their services in helping with the programs/services offered. Hesperia citizens can then share information.
8	55-64	No	I would like to see a better swimming pool with roof and better soccer fields with the right dimensions, baseball fields and benches
8			No parks for the kids
9	25-34	Yes	More security; kick out people who are at the park who do not want to enjoy park instead have bad intentions such as drugs and alcohol.
9	45-54	Yes	We would definitely go to more programs if offered. We would like to see more programs.
9	55-64	Yes	General manager gets paid to much. Getting rid of park staff was not a good decision.

Hesperia Recreation and Park District Master Plan Survey

Years in Area (0=<1)	Age	Kids	Additional Comments
9	55-64	No	Hesperia only has eating restaurants and limited recreation. So many people want and need recreation, but we don't have it, and everyone just eats and gets fat. Hesperia should be known for our 24 hour lighted, padded jogging track, water park, biking tr
9	55-64	No	I suggest that you shorten your surveys. Maybe limit the questions to 10 and forget about the demographics.
9	65-74	Yes	I know this district works hard to provide Hesperia with GREAT parks. I just don't kow what is going on basically because I do not go out to get that information. It needs to come to me.
10	25-34	No	These parks are absolutely horrible; that skate park is a joke; the whole High Desert is run down
10	45-54	Yes	REFILL THE CREEK AT HESPERIA LAKES!! And, add dog parks!
10	45-54	Yes	Suggestion, might want to think about having opening day for basketball and flag football. Draft for youth basketball, hopefully stopping the complaining on stack or weak teams by coaches. Maybe same thing for baseball and flag football, if made competitive. Give out sportsmanship award to team that demonstrates such attribute.
10	45-54	No	I would like to see more disability events in Hesperia.
10	55-64	No	Civic Plaza Park has trash, shopping carts and a tire by sidewalk. The worst part is dog excrement all over sidewalks and grass. Owners are not using plastic bags to pick up poop!
11	35-44	Yes	I don't like visiting any location due to dirt, unkempt, and general public; people still smoke around non-smoking locations
11	35-44	Yes	Thank you for letting my participate in the survey.
11	35-44	Yes	Would like to see an restroom outside of Novack gym for the people attending the park, especially now that the center does not have any workers inside the building it is closed unless used. There have been many times we had to rush from the park because a child needed to use the restroom and the center was closed :(
11	45-54	Yes	Best way to let people know about things these days is SOCIAL MEDIA: Instagram(teens and young adults), & Facebook(adults and maybe some young adults).
11			I oppose higher taxes because I do not feel they manage their money correctly. So many residents are unhappy with their services and complaints are made every year but they dont change. Maybe they need to listen instead of just doing what they want. They dont even have reasonable fees or even willing to work with organizations to rent facilities for sports. Besides that their teenagers are lazy and have no supervision and facilities are dirty. Now why would we want to give thethen more money?!
11			Senior special programs
12	35-44	Yes	Expand activities offered and more trails and pathways please.
12	45-54	Yes	I also think the parks could use more shaded seating. Not material umbrella, but hard shell cover type.
13	35-44	Yes	Indoor pools would have a major impact on High Desert wellness!

Hesperia Recreation and Park District Master Plan Survey

Years in Area (0=<1)	Age	Kids	Additional Comments
14	Under 25	Yes	Please, if this is seen, develop new parks near or around the powerplay center, it's used often but it does not allow younger children, skateboarders, or scooterers a place to have fun without either going to Apple valley, victorville, or just in general another town
14	35-44	Yes	I have used, volunteered and supported HRPD for over 12 years. It is time to put teaching children and children safety first. Coaches that are not trained are causing children more harm then good, but it looks like HRPD just wants the money from the families instead of providing correct education in sports.
14	35-44	Yes	Thanks for improving our rec. areas for everyone to use.
14	35-44	Yes	The youth sports programs are great. We need more fun and safe places and activities.
14	45-54	Yes	Way to many comments to put here
14	55-64	No	Please let me know about events- concerts, fairs, classes, hours, costs or free
15	Under 25	Yes	I would really like activities for young adults.
15	25-34	Yes	Just that we need more water fun!
15	35-44	Yes	I wouldn't mind paying more in taxes, but it's hard to say how much because I would need to know what it's for. I feel like the money hasn't been spent well up to this point, so why would I pay more for the same result? MANY other communities have MUCH NICER amenities, not sure what happened here.
16	Under 25	Yes	I feel that if there were more parks and aquatic centers, Hesperia would be a lot more fun. Everything things needs to be updated though.
16	35-44	Yes	More facilities near my location. I already pay Mello Roos at my residence. Please don't increase my property taxes. Homes across the street don't pay, make them pay for it.
16	35-44	Yes	Please hire nice & kind people who has excellent customer service.
16	55-64	No	We would really like to see them add baton twirling. It seems to be getting big in Apple Valley. Here is the name and number of a good instructor: Shari Taylor 760.948.0507. She lives in the High Desert.
17	55-64	Yes	A lot has improved over the years. Hesperia needs more pools and lifeguards and fun things to do for adults like a night swim day for \$1.00- everyone would come.
18	25-34	Yes	Great job maintaining the facilities, making the parks sustatailable, and offering quality programming. I am happy to be a member of this community.
18	35-44	Yes	I really wish there were more youth sports options going on year round.
18	45-54	Yes	Youth basketball was MUCH better run than when my kids played 15 years ago. Give the head coach a t-shirt with "Coach" on it in team color.
18	55-64	No	Most of the time, I do not feel safe while utilizing the facilities in Hesperia.
18	55-64	No	No suggestion; however, survey doesn't include family members that are not children living in household
19	Under 25	No	Just get some more shade structures, prehaps some fun tech filled parks, and more parks near Ranchoero road
19	35-44	Yes	We have used the parks and programs a lot over the past 19 years. We enjoy them and think Hesperia does a pretty good job.

Hesperia Recreation and Park District Master Plan Survey

Years in Area (0=<1)	Age	Kids	Additional Comments
19	75+	No	Water therapy
19			More programs better parka
20	Under 25	No	I have no comments.
20	25-34	No	The Hesperia golf course is not only historic, but it is mine, and my dad's favorite course up here, but from when we played on it 10 years ago, to now, the course isn't in the shape it used to be in, and its both disappointing and sad to see it that way. The cart paths are terrible, the transitions to the fairway from the cart paths are very rough, and the 'sand' in the sand traps; or dirt, chews up golf clubs, and that's not any fun either. It's a great course, and I believe it to be the most challenging in the high desert, which adds excitement every time we go play there. If there was just a way to give the old course some love, and that will spark marketing via word of mouth, and would bring in tons of revenue. We're a part of a golf 'club' and we have yearly tournaments, and I would suggest Hesperia, but the group plays on courses that are quite frankly levels above Hesperia in terms of course condition, and it wouldn't take much to change that, which is why I implore that something be done about it.
20	35-44	Yes	Fire that idiot Lindsay Woods.
20	55-64	No	We could use a concert venue somewhat like Apple Valley Concerts in the Park, with better lighting and a raised stage.
20	65-74	No	Hesperia needs to step up and provide Senior activities and advertise. Also, do something with the Hesperia Golf Course, if its not making money make it a park and also fix the roof. It looks terrible been an eye sore for over a year. What do the City people do all day except ride around in trucks. Also get rid of the dead trees around the golf course.
20	65-74	No	Overall you do a great job. It would be nice to have more festivals or day long events (like garden training, etc).
20			Hesperia Recreation and Parks District is doing well in some areas, but needs work in others. HRPD is earning a reputation of declining quality of maintenance and cleaning. Some HRPD employees are viewed as slow and overpaid, just another wasteful government bureaucracy that raises taxes. Please work to become more efficient and cost effective.
20			Just that the shroud add more signs and water fountains
20			Upgrading the golf course, would not only generate more revenue, but would provide much more word of mouth marketing, which in turn would bring more business if die hard golfers that play all over are talking about how great Hesperia golf course is looking. I already play there a lot and would probably go even more if that was the case. I also believe that adding a disc golf course would be amazing for people to go play on. It's a growing sport and if enthusiasts like myself and the 10 friends I have that play, spread the word, it would bring people to see our beautiful city.
21	55-64	No	Do not raise taxes!!!
22	35-44	Yes	Keep up the good works

Hesperia Recreation and Park District Master Plan Survey

Years in Area (0=<1)	Age	Kids	Additional Comments
23	Under 25	No	Spend tax payer money for effectively. Stop giving raises to the general manager, while laying off the staff who is caring for the parks and programs. The parks and programs can not be maintained if there is limited staff to care for it. The taxpayer money is suppose to make the community better, not increase the pay of the GM.
23	75+	No	I love the Bakker Senior Center for exercise, Garden Club, and games
24	45-54	Yes	The civic plaza park has people using the property 24 hours a day. This is because it's safe, clean, and well lit. Hesperia and neighboring cities have nothing to do after 9pm. Most businesses close early. Parks and Rec activities are a great thing to do if they exist. A perfect example is Hot August nights. The community loved the event and came out to support.
25	25-34	Yes	Thanks again for making the desert an enjoyable and safe place to spend time! We appreciate all your hard work! I know a lot of effort goes into running everything! My grandpa (who is 95 and I live with and care for) was the first honorary mayor back in the 1960's and he is always talking about how much the city has changed and grown over the years... but he always has such good things to say about the programs and facilities offered by the park district! (From Kiwanis parties at the club and Percy Bakker center to fishing at the lake to the swimming offered at lime street) he loves it all!! My siblings are in swimming lessons pretty consistently and I so appreciate the ability for them to have that option to stay active and learn valuable skills during their summer!! Thanks!!
25	25-34	No	Get a membership required dog park with membership fees! I used to go to the dog park every week multiple times a week but now to many people not follow the rules and bringing aggressive dogs not socialized come and destroy my dogs safety and fun. I have many friends that have ended up doing the same thing one that even got bit trying to protect her dog from another.
25	45-54	No	I have 7 grandchildren date range from 1 years old to 7 years old and I live in the City of Hesperia I moved here 25 years ago to have a safe place for my kids to grow up and now my kids have kids and have chose to purchase homes in Hesperia as well I just hope that the city can be as great as it was 25 years ago when I first moved up here please keep the park safe and clean develop new or playgrounds and add things for children to do to keep them off the street
25		Yes	Everyone should be paying for the parks whether you are a homeowner or not. Why should a homeowner who is single and has no children be forced to pay taxes to support parks for parents that rent and who does not pay taxes to support the parks.
26	25-34		It should be called 'Hesperia Park and Recreation District'.
26	45-54	Yes	When we do go on any activities, there are always druggies and drunks at most of these places. More patrols and enforcement.
26			The golf course could be a real money maker if cared for properly
27	35-44	Yes	All staff we see or encounter are always working hard and polite. Need security and more clean up, growing homeless population.
27	35-44	Yes	Thank you for reaching out to us.
27			I have really enjoyed alot of events so glad they have them and there is always room for improvement. Thank you for listening

Hesperia Recreation and Park District Master Plan Survey

Years in Area (0=<1)	Age	Kids	Additional Comments
28			Current facilities must be updated, including restrooms and play equipment added to Maple park priority number one. Coleman field (I know you call it something else but we've been going there for years say like 12+ for baseball and adult softball leagues) and my children never have a playground or even basketball court to play on there.
29	25-34	Yes	In addition to street lights I would also like to see more sidewalks
29	35-44	Yes	I think that the park district should not be involved in equestrian activities
29	35-44	No	I live in the old Hi-Country Homes tract (Rick Novak Center), so it was easy to walk to take classes. It would be nice to be able to walk to and take a yoga (for example) class, at the Rick Novak Center again.
30	25-34	Yes	My neighborhood has a great spot for a new park, and maybe splash pad. A nice YMCA OR sports center with a walking track, indoor courts, gym with a small yearly fee would be a suggestion. Anything that would benefit kids to play and maximize with other options to play.
30	35-44	Yes	Please coordinate swim lessons with school district summer schedule
30	45-54	No	ADVERTISE. I don't know anyone that knows what we can do at parks, uses, fees for uses, the programs they have, or what they have to do or offer. I've been to a few of these parks and have never seen anyone who works there or the buildings ever occupied or open. And no signs telling where to contact or how for info.
30	65-74	Yes	Hesperia Golf Course is in need of a maintenance crew of sufficient size to maintain the property!
30	65-74	Yes	Lime Street North Baseball Diamond- very dark surrounding area; park on dirt; no bathroom; ant problem
30	65-74	Yes	Outside of Hesperia Lake, do not use parks anymore
31	25-34	Yes	I'm excited to see and hear about new and improved things within the parks. My children enjoy going places to play and connect with old and new friends. As an adult my husband and I like to take our children to event, sports and activities within our community.
31	55-64	No	the parks are great in Hesperia, the district should think of getting more revenue from a small bond
31	55-64	No	The web site registration is somewhat difficult to find seasonal activities (at least swimming has been that way). Most of the time I can't pull up a list of activities that includes swim lessons. I usually have to put it into search. Also, when reviewing a selection, it usually doesn't send me back to the page I was on. I often had to keep reloading the listings. I tried using the option to specify specific dates. It didn't jive with the swim lesson periods. I'd like to be able to ask for Session 3 or July 1. I don't know how it works for the other activities, but this has been difficult for several years. Also, it seems like the facilities for smaller kids keep getting removed. Lime Street used to have several facilities for toddlers (their own jungle gym that wasn't too high and swings away from the big kids). I would use the parks more with my special needs grandson, but without fencing around the facility I am afraid he could get away from me. As I am older and not very fast, I worry about him getting into the parking lot or road before I could catch him. A small fenced enclosure at parks for the little ones would probably be appreciated

Hesperia Recreation and Park District Master Plan Survey

Years in Area (0=<1)	Age	Kids	Additional Comments
			by most parents and grandparents. My older grandson and granddaughters love playing on the playgrounds, but they are old enough to be responsible for themselves.
34	45-54	No	Was great for my kids! It is also great for the elderly. Not so for all others. I do enjoy Hesperia Days!
34	55-64	No	Overall, the entire staff does a great job. No one will be completely satisfied, but we a have a good park and rec district.
34	65-74	No	I would like dog parks
35	35-44	Yes	Should look into club team for sports. So many kids are going club. They are always looking for fields and tournaments.
35	45-54	Yes	Develop more dog parks.
35	55-64	No	I have had the same amount in my taxes for the parks for as long as I can remember. We won't even notices our taxes going up because of all the other taxes that continually go up.
35	65-74	No	Should always be sure to have enough security that people feel safe
36	35-44	Yes	Perhaps the Rec and Park District needs to be more out in the community other than special events
36	45-54	Yes	It is very important that my family gets outdoors. I find it best to be part of the community and for my grandsons, like my children to be part of and active in sports.
36	55-64	No	Thank you! I really enjoy taking my grandson to Hesperia Lake, Lime Street Park, and Civic Park to play and have swimming lessons.
37	65-74	No	Last 5 years Lime Street Park has too many trashy type people and their kids run wild with no responsible supervision
37	65-74		We love lime street Park.
39	45-54	Yes	THANK YOU to all the staff of Hesperia Park and Rec! We appreciate all that is available to us and look forward to continued use and improvements.
39	45-54	No	Need a park with lots of shade in the "Mesa" area (southeast Hesperia) or turn golf course into park
41	55-64		Help the baseball board out. You ask for too much money.
42	45-54	Yes	STOP ASKING FOR MORE AND MORE TAX FUNDS.
44	55-64	No	I would like to start a young authors club Who do I contact?
45	45-54	Yes	Sarah does a great job!
45	65-74	No	I think you guys are doing a great job- movies in the park for families, all around good job!
46		No	Reduce size of geographical area from which lighting or standby fees are collected
47			I have been to many of the parks and seen people using bad judgement. Behavior rules need to be posted where everyone can see
51	45-54	Yes	The District is doing a great job!
60	75+	No	Doing a good job
	25-34	No	We need improved skate areas. We need an indoor skatepark with controlled temperatures.

Hesperia Recreation and Park District Master Plan Survey

Years in Area (0=<1)	Age	Kids	Additional Comments
	35-44	Yes	Yes we need build up bathroom at Hesperia lake park. And keep other bathroom clean
	35-44	Yes	Yes we need restrooms & working water fountain
	45-54	Yes	Our family has benefited greatly from its lessons and programs over the last 20 years.
	45-54	Yes	We need to do a better job with creating better parks up here. Parks with equipment that is regularly maintained for everyone to use safely. A presence of police is also important (unfortunately in this day and age, you just never know). Placing security cameras, as well as covered picnic areas would suit this area well too. Citizens up here don't get enough outdoor time. We need to entice and encourage families and individuals to play outdoors more. This city needs a lot of things... sidewalks, more restaurants (Chick-fil-A 😊), recreation that will keep citizens up here. If they spend their income here instead of down the hill, it'd be great revenue for the city plus save gas and mileage. We can use another Mall. Also, please do something about the abandoned/ half finished homes. Either knock them down or finish them. The state they're in attracts vagrants and thieves. Most importantly, they are an eyesore for the community and unsafe. Please build/invest in more restaurants, strip malls, etc in Hesperia, not Victorville or Adelanto. We can be the best City in the High Desert!
	55-64	Yes	Keep up the good work.
	55-64	Yes	Look at your General Manager. Micro manager. Fires or demotes good staff members. Cares about nobody but himself.
	55-64	Yes	Yes! Water aerobics!
	55-64	No	Bring back the Hesperia Rodeo, and bring back the printed Parks and rec booklets!
	55-64	No	I've been playing Pickleball for the past 3 months. It is a wonderful way for people of all ages and abilities to come together for; health and fitness. Social interaction = great group of people. Making friends and participating in other activities.
	55-64	No	Need more senior activities!!
	55-64	No	would love to see some recreation spots that are appealing to the eye ,,this desert is becoming very hard to look at honestly ... the whole town is very unappealing, has been very long time...embarrassing when visitors come to town
	65-74	No	As I've already mentioned, we have the most historical golf course in the high desert, I would gladly pay more for a groomed golf course